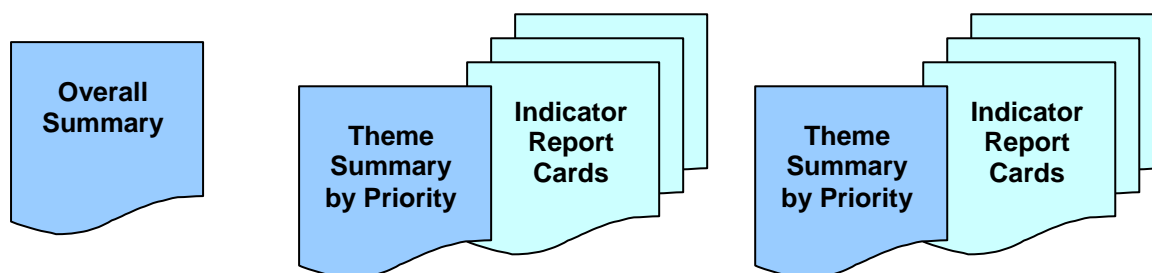


Coventry Local Area Agreement End of Year Performance Report 2010/11

Structure of this report: This report has three levels. Each Local Area Agreement Indicator has a report card. These are grouped by Sustainable Community Strategy Theme and prefaced by the Priority summaries for each Theme. The report is headed by an overall summary.



Overall Summary

Sustainable Community Strategy Theme

[A prosperous Coventry with a good choice of jobs and business opportunities for all the city's residents](#)

Page 5

The economic downturn has continued to have an impact on the city. Partners have been working hard to ensure opportunities are created for those who have found themselves newly unemployed and for young people in the transition from education to work. In 2010, 5.8% of 16 to 18 year olds were not in education, employment or training (NEET); this was an improvement on 5.9% in 2009 but below the 2010/11 target of 5.6%. This is still positive in the context of limited job opportunities and withdrawal of the Education Maintenance Allowance funding in January 2011. With regard to skills levels in the city, previous years have shown year on year improvement in the number of people holding level 2 or 3 qualifications but data for 2010/11 is not yet available. There has been an increase in the number of adult apprenticeships each year since 2007 and Level 3 Train to Gain numbers have increased as have college enrolments. A number of initiatives, including working closely with local universities, are in place to better understand issues facing graduates in gaining employment and to offer specific tailored support. In May 2010, 15.4% of Coventry's residents claimed out of work benefits, compared to the England average rate of 12.4%. There has been an increase year on year since May 2008 when the rate was 13.6%. In recognition of the impact of the recession the revised target for this indicator was to ensure that the gap between the Coventry and the England average did not widen beyond 3.2% and this was achieved. The fall in business start-ups in the city has been significantly steeper in Coventry than elsewhere. The 2010 data is not yet available and the release of this will enable a more thorough examination of the underlying trends to take place.

[People of Coventry living longer, healthier, independent lives](#)

Page 16

The Relationship and Sex Education core package and Chlamydia screening are two works strands of the wider Sexual Health Strategy. Although the 2010/11 target for Chlamydia screens is unlikely to be met, the proportion of the target population tested has increased year on year. The teenage pregnancy rate continues to be of concern and, although the rate for 2009 was lower than that for 2008, it is still higher than the original baseline. Obesity in year 6 primary school age children remains high. A Healthy Weight strategy was ratified in November 2010 and an action plan has been developed with partners across the city to address the city's obesity issues. Based upon the latest 2009 performance data, mortality rates have improved for both males and females and the targets for both were achieved. The number of 4 week smoking quitters has increased year on year over the last three years, however still remains below the LAA target and the original baseline. Since April 2010 Coventry has increased the number of providers delivering stop smoking services which is making services more accessible to local residents. National Drug Treatment Monitoring system figures indicate that both the number of clients starting new treatment and the proportion of clients retained in treatment for at least twelve weeks has continued at a higher level over the past year. Coventry provides a wide range of support to adults, older people and carers, not all of which is recognised in the indicators for social care. Whilst the target was met for people receiving self directed support, this was not the case for people helped to live independently through social care services. The Promoting Independence Framework is being delivered to support citizens to get the best advice and support to maintain their independence.

The number of serious violent crimes reduced during 2010/11, as did the assault with injury crime rate. Violent crime remains a priority for the community safety partnership, more specifically domestic violence and abuse, public place/night time economy and hate. Provisional statistics indicate that there is a reduction in the number of repeat incidents of domestic violence through the Multi Agency Risk Assessment Conference (MARAC) process. Changes to the process have been implemented which mean that there is improved identification and management of the most vulnerable and at risk victims of domestic violence before reaching MARAC requirements. Serious acquisitive crime has increased in 2010/11 with high levels of burglary of dwellings, robbery and to a lesser extent vehicle crime. The Partnership is working on interventions aimed to prevent and deter opportunities for offenders to operate. Over the three year period the number of young people reoffending has reduced year on year, however, based on provisional data the indication is that the target will be narrowly missed. Coventry has successfully implemented the Integrated Offender Management model which has ensured that those young people that present the most risk of offending are effectively targeted. There has been continued reduction in the number of first time entrants to the criminal justice system aged 10 – 17.

Levels of litter in Coventry's priority neighbourhoods, which contain a large proportion of Coventry's high density housing, went down from 14% in 2009/10 to 10% in 2010/11. The gap in levels of litter between Coventry's priority neighbourhoods and non priority neighbourhoods has reduced from 2.43% for 2009/10 to 2% for 2010/11. A new model for Street Cleansing and Grounds Service was fully implemented in all three areas of the city (North East, North West and South) by June 2010. It was recognised that some areas of the city needed additional resources to deliver the required service levels and this has meant that resources are targeted to make a greater difference in cleanliness in priority neighbourhoods. Over the course of the three year period, the number of enforcements for fly tipping has increased year on year and more offenders have successfully been brought to justice. Over the same period there has also been a reduction in fly tipping of approximately 8%. During the last twelve months however there was a slight increase in fly tipping which has meant that the target score of "very effective" was not achieved and the service classified as "not effective". For the city to continue to tackle fly tipping progress needs to be maintained in deterring commercial fly tippers and in addition to reduce domestic fly tipping. Domestic fly tipping tends to be more random in nature and therefore it is more difficult to detect and apprehend offenders.

The recent Ofsted inspection of Safeguarding and Looked After Children reflected that the wider outcomes for children in need and looked after children are generally good. However the inspection also highlighted some issues with ensuring that Coventry's looked after children were healthy, and this is likely to be a priority in the coming year. Child and Adolescent Mental Health services have improved and the maximum score of 16 has been received in the self assessment. The percentage of initial assessments for Children's social care carried out within 7 days has declined and the LAA target has not been met; this picture is also mirrored nationally. The national timescale for completion has increased from 7 to 10 working days since 1 April 2011. Long term stability of placements for looked after children has declined slightly, although it is anticipated that performance will improve due to new initiatives in the coming year. There has been good progress in attainment at all levels although a number of LAA targets have been narrowly missed. In 2010, 53.3% of children achieved the expected level of achievement for the Early Years Foundation Stage, a 4% point improvement on the previous year. The rate of progress is fastest in schools receiving targeted intervention and support from the local authority. At key stage 1 (7 year olds) there has been continued improvement in reading, writing and mathematics at the expected level. At key stage 2 (11 year olds) there was a 4% point improvement in the number of children making the expected rate of progress in mathematics and English. Students attaining 5 A* - C GCSE grades including English and Maths rose by nearly 4% points to 51.7% and for 5 A*-C grades by over 12% points to 82.2%. There were also improvements in the attainment of looked after children at Key Stage 4 (GCSE) and also at Key Stage 2 mathematics although not in English. Targeted work is undertaken to support teachers to improve provision and outcomes for looked after children. The Attendance Strategy has had a positive impact and attendance has improved in both primary and secondary schools. Persistent absence has reduced in all phases of education.

<u>A good choice of housing to meet the needs and aspirations of the people of Coventry</u>	Page 61
<p>Over the three years 2008-11, the target was to create a total of 2,890 new dwellings of which 912 were planned to be affordable housing units. Over this period 1,881 new dwellings were constructed, of which 951 were affordable housing units. Although this suggests that half of total housing delivery for 2008-11 has been affordable, it is important to stress that there are technical differences between the definition of completion and the affordable housing totals do not consider dwellings lost to demolition etc. The failure to meet the overall targets for new additional homes is principally a result of the economic downturn and its impact on the housing market. Over the 3 year period many schemes were either abandoned or delayed. In some cases private schemes were sold at a discounted rate to Registered Providers or benefitted from a period of increased Homes and Community Agency grant funding. It has been these practices that have helped boost affordable homes figures during a period of general housing decline and helped meet housing need.</p>	
<u>Making places and services easily accessible for Coventry people</u>	Page 64
<p>A wide range of interventions have contributed to improving accessibility and reducing car use, particularly during peak periods. As a result congestion has reduced and the level of car use on the journey to school is now the lowest in the West Midlands Metropolitan Area. This has helped to get people more active through walking and cycling, as well as helping people to get to key services such as shops, leisure and health facilities. Other studies, such as the Coventry Cordon Survey, show that levels of walking and cycling are increasing. For example the average number of pedestrians entering and leaving the City Centre during the morning peak has risen from 15,500 to 20,000 since 2001. The number of passengers using Coventry Station has also increased in recent years.</p>	
<u>A creative active and vibrant Coventry</u>	Page 67
<p>Adult participation in sport and active recreation is measured through the Active People Surveys conducted by Sport England. The provisional performance of 20.9% for 2010/11 suggests that there has been an increase since the baseline year (18.8% in 2005/06) however it is unlikely that the target of 22.8% will be met. One of the contributing factors to this may be cuts in external funding such as the Government's Free Swimming programme. On the other hand local performance data for public leisure providers shows an improvement in participation which is not reflected in the survey results. It has not been possible to compare performance for the young people's participation in positive activities due to cancellation of the Government's Tell Us Survey upon which the measure was based. On a positive note the City Council's youth service achieved the local target for 2010/11 of 35% of young people being reached by the programmes against the Government's original target of 25%. Further reductions in external spending will have an impact on these areas, however opportunities also exist to promote active participation in cultural sports and physical activities through 2012 Olympic games, Paralympic Games and the Rugby World Cup 2015.</p>	
<u>A more equal Coventry with cohesive communities and neighbourhoods</u>	Page 70
<p>A range of work has taken place to enable partners to work together more closely and to higher standards so that local people feel better informed, understand how to get involved and what difference their involvement has made to decision. The 2011 Coventry Partnership household survey results suggest progress has been made, with 39% of 3548 adults surveyed saying that they feel able to influence decisions affecting their local area, compared to 32% from the 2009 survey. The original measure was from the Place Survey which was cancelled by the Government. A wide ranging consultation on priorities for the city has taken place, which collected views from a wide range of partners, and local people, which have informed the revision of the Sustainable Community Strategy. Equality outcomes have been embedded throughout priorities in the Local Area Agreement. Although a number of targets have not been met and some performance information is not yet available, performance has improved overall for the majority of outcomes. A more detailed report on progress on equality outcomes will be presented to the Cabinet Member Community Safety and Equalities in July 2011.</p>	





Whilst there is a considerable time lag in the carbon emissions data for the city, figures between 2005 and 2008 show that there has been a fall in carbon emissions by around 3.5% per annum, an improvement which is twice the rate of the rest of the country. Since 2008 the City Council's emissions have remained fairly stable. There have been improvements made in the fuel efficiency of Council fleet of vehicles, however improvements in fuel efficiency in school and council operational buildings is taking longer to achieve. The comingled recycling scheme has now been running for a full financial year and has resulted in 37.3% of household waste being recycled or composted as well as a reduction in the amount of residual waste per household. Work is currently underway to increase the range of materials collected in the recycling scheme and this will assist in further reducing the amount of residual waste collected.

Note: In the theme summary reports, a colour rating is shown for each indicator- Rate of progress compared to previous performance – green where good progress is being made, red where it is not. Grey where information is not available. Local Area Agreement target – green where 2010/11 target is expected to be met, red where it is not. Grey where information is not available and we are unable to estimate.

1. A prosperous Coventry with a good choice of jobs and business opportunities for all the city's residents

**Priority
1**

Increase achievement of Level 2 qualifications and above

NI No.	LAA Indicator	Progress	Target
NI 79	Achievement of a Level 2 qualification by the age of 19		
NI 164	Proportion of population aged 19-64 for males and 19-59 for females qualified to at least Level 3 or higher		

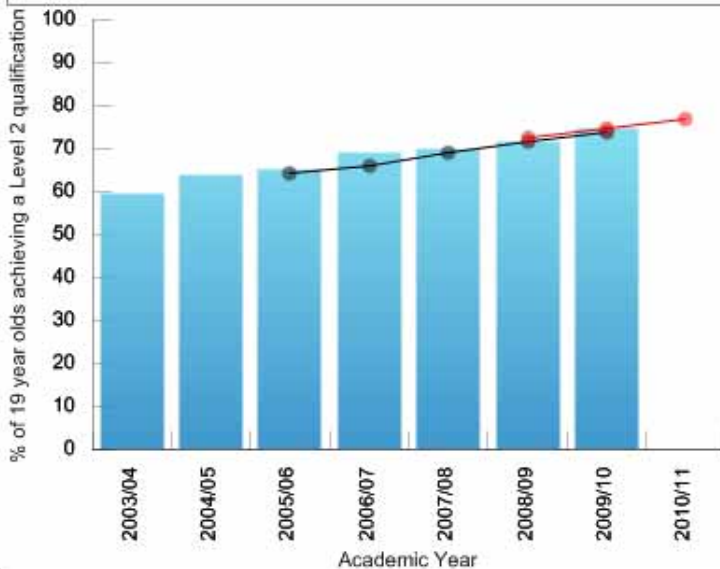
**Overall
Progress**

There is no data yet for 2010/11 although previous years have shown an improvement in the number of Coventry's residents holding a level 2 or 3 qualification

There has been an increase in the number of adult apprenticeships entered into across the city each year since 2007. Level 3 Train to Gain numbers also show a sizeable increase year on year, and in 2009/10 College enrolments exceeded the total for 2008/09.

SCS Theme 1 - A prosperous Coventry with a good choice of jobs and business opportunities for all the city's residents

Priority: Increase achievement of Level 2 qualifications and above



This indicator reports the percentages of young people attaining level 2 by age 19 in a local authority area. Achieving level 2 by the age of 19 represents an important platform for employability, further learning and adulthood.

● LAA Targets ↑ High is good

Performance of 75.1% for Academic Year 2009/10

■ Academic Year 2010/11 data not available

Target Academic Year 2010/11: 77.2%

● Children's Services Statistical Neighbours (CSSN) average performance Academic Year 2009/10: 74.3% and Coventry's calculated rank: Top Quartile

England average performance Academic Year 2009/10: 81.5%

Coventry	59.7%	64.1%	65.6%	69.4%	70.3%	71.8%	75.1%
CSSN Average		64.4%	66.4%	69.2%	71.9%	74.3%	
LAA Targets						72.9%	75.0%
							77.2%

Baseline: 65.6% / Academic Year 2005/06

The Performance Story

As the 2010/11 examination period is completed at the time of publication, the current performance available is 75.1% for academic year 2009/10 meeting the LAA target of 75%. In addition, Coventry has been ranked 3rd against its eleven statistical neighbours, an improvement from 5th position in academic year 2008/09.

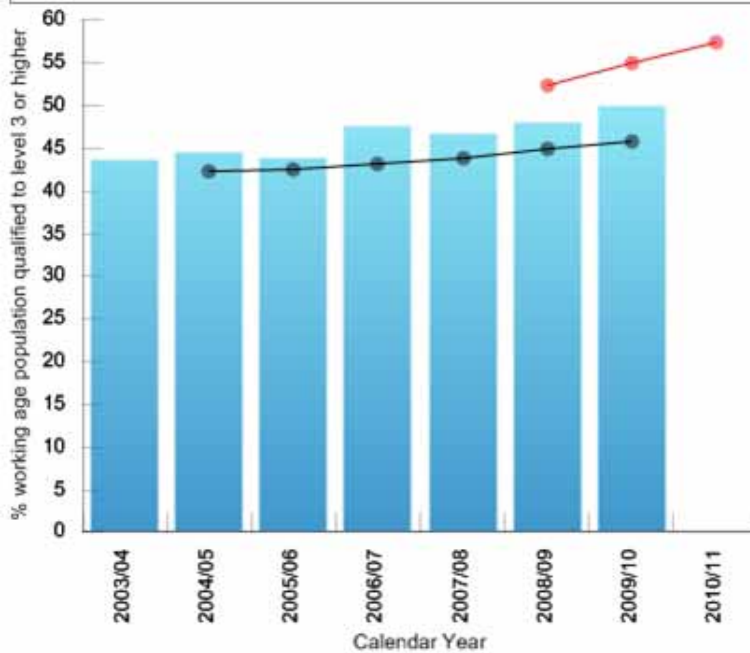
Particularly relevant to this improved performance is:

- o An 11.5% point rise in 5 GCSEs (or equivalent) in academic year 2009/10 (from 70% to 81.5%).
- o In 2010 a significant increase in Apprenticeship Framework Success Rates to 77.62% (from 70.5% in 2009) against a West Midlands average of 72.50% and National average of 71.07%.
- o School post 16 participation has risen by 11.6% (368 pupils) over the last 2 years
- o Apprenticeship starts for 2009/2010 show a 23% increase (from 640 to 787)

Within the context of the Local Authorities new strategic planning role for all 16 -19 (25 for young people with learning difficulties and/or disabilities) provision, we have developed our 14 - 19 commissioning statement and communicated it to all key partners. Part of this process includes agreed key actions on taking forward post-16 provision planning priorities. These priorities focus on securing positive progression opportunities for the growing cohort of young people who are staying in education and/or training, post-16. The guiding principles for this work will be raising participation, improving attainment and widening choice

SCS Theme 1 - A prosperous Coventry with a good choice of jobs and business opportunities for all the city's residents

Priority: Increase achievement of Level 2 qualifications and above



People are counted as being qualified to level 3 or above if they have achieved either at least 2 A-levels grades A-E, 4 A/VS levels graded A-E, or any equivalent (or higher) qualification in the Qualifications and Credit Framework. Data obtained from an annual survey.

● LAA Targets ↑ High is good

Performance of 50.1% for 2009

■ 2010 data not available

Target 2010: 57.5%

● Metropolitan district councils' average performance 2009: 45.9% and Coventry's calculated rank: Top Quartile

England average performance 2009: 50.9%

Baseline: 47.7% / Calendar Year 2006

Coventry	43.6%	44.6%	43.9%	47.7%	46.8%	48.0%	50.1%	
Mets Average		42.3%	42.5%	43.3%	43.8%	44.9%	46.9%	
LAA Targets						52.5%	55.0%	57.5%



The Performance Story

There is no data available for performance in 2010. The latest performance data available (2009) reported 50.1% of the working age population had a level 3 or above qualification, falling short of the 55% target. However, data collected on relevant training initiatives and college enrolments from 2007/08 to 2009/10 indicate that good progress is being made in this area. The number of Coventry adults starting Advanced Apprenticeships (Level 3) rose 29% from 459 (2007/08) to 592 (2008/09), and by the half year mark in March 2010, 467 had already started apprenticeships. The final figure is expected to be even higher as a surge normally occurs in July. Total numbers on Advanced apprenticeships increased 17% from 998 in 2007/08 to 1,164 in 2008/09, and stood at 1,147 at the half year mark in March 2010. Level 3 Train to Gain numbers are also showing a sizeable increase year on year rising 344% from 206 in 2007/08 to 708 in 2008/09 and stood at 321 at the half year mark in March 2009/10. College enrolments at the half year mark in 2009/10 for 19+ at Level 3 had already exceeded the total for 2008/09. By November 2009, 208 Coventry companies had signed the Government's Skills Pledge which commits employers to developing their staff and in time this will filter through to an increase in raised qualification levels in the workforce. Programmes for the unemployed represent an increasing proportion of Skills Funding Agency provision promoting bespoke training opportunities that reduce skills barriers to employment, and maintain the learning momentum through into employment. The Skills Funding Agency and JobCentre Plus (JCP) work closely, for example through Local Employment Partnerships, training unemployed people for specific vacancies with a guaranteed interview. The Conditionality Pilot requires JCP customers to retrain for the current labour market and ensures more job seekers are accessing the skills they need to secure employment.

1. A prosperous Coventry with a good choice of jobs and business opportunities for all the city's residents

**Priority
2**

Reduce the number of school leavers who are not in education, employment or training (NEETs)

NI No.	LAA Indicator	Progress	Target
NI 117	16 to 18 year olds who are not in education, training or employment (NEET)		

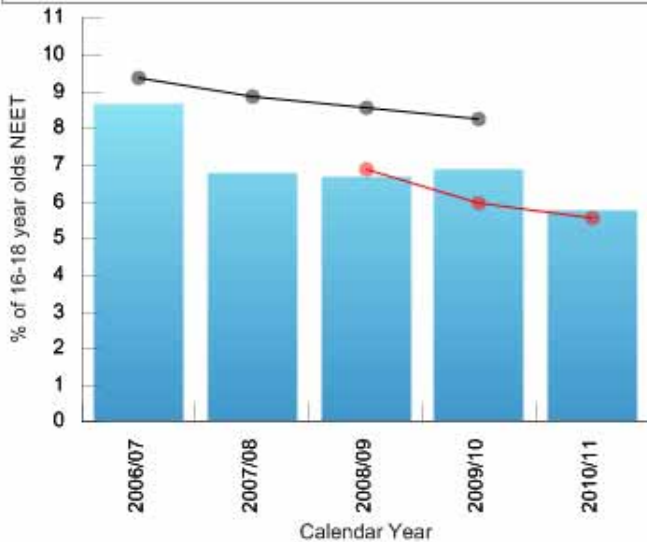
**Overall
Progress**

The latest performance data available is for 2010 with 5.8% of Coventry's 16-18 year olds were not in education, training or employment (NEET). The target of 5.6% was therefore not met.

However, in the context of the recession that took place, and the impact it had particularly on young people, along with the withdrawal of Education Maintenance Allowance (EMA) funding in January 2011, Coventry's performance compares favourably compared to other local authorities. It is encouraging that Coventry has reduced its NEET levels considerably and consistently up until the end of March 2011.

SCS Theme 1 - A prosperous Coventry with a good choice of jobs and business opportunities for all the city's residents

Priority: Reduce the number of school leavers who are not in education, employment or training (NEETs)



Data are collected monthly. However, this indicator and NEET targets use an annual result which is based on three one month snapshots at the end of November, December and January each year

● LAA Targets  Low is good

Performance of 5.8% for 2010

■ Off Target Target 2010: 5.6%

● Children's Services Statistical Neighbours' (CSSN) average performance 2009: 8.3% and Coventry's calculated rank: Top Quartile

England average performance 2009: Not available

Baseline: 6.8% for Calendar Year 2007

Coventry	8.7%	6.8%	6.7%	6.9%	5.8%
CSSN Average	9.4%	8.9%	8.6%	8.3%	
LAA Targets			6.9%	6.0%	5.6%

The Performance Story

Performance for 2010 is 5.8% which did not meet the target of 5.6%. In the context of the current recession, the lack of job opportunities available to young people, withdrawal of Education Maintenance Allowance (EMA) funding in January 2011 and comparison with other local authorities, it is encouraging that Coventry reduced NEET levels considerably. This pattern has persisted to end of March 2011.



Coventry Solihull Warwickshire Partnership (CSWP) in partnership with a range of education and training organisations has obtained finance for European Social Fund (ESF) provision to NEETs in the coming financial year and this will help to maintain our progress. The effect of withdrawal of EMA may have a negative impact and this will not be fully apparent until autumn this year.

It is also worth noting that the national count of NEETs from April 2011 will include some 19 year olds. This will inevitably increase NEET levels as 18 - 24 NEET levels in West Midlands are around 20%.

As a local priority it is recommended that the focus should move towards 16 - 24 rather than just 16 - 18 as NEETs increase with age and under 25s are the biggest casualty in terms of unemployment rates. CSWP through its Next Step contract to give guidance to adults, is keen to co-operate with other agencies on a strategy for under 25s to prevent long term social problems as a result of youth unemployment.

1. A prosperous Coventry with a good choice of jobs and business opportunities for all the city's residents

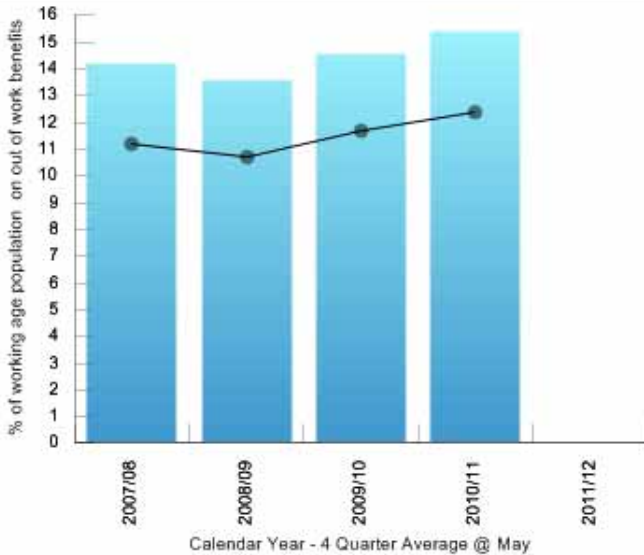
Priority 3	Reduce the number of people claiming Job Seekers Allowance and other worklessness benefits
-----------------------	---------------------------------------------------------------------------------------------------

NI No.	LAA Indicator	Progress	Target
NI 152	Working age people on out of work benefits		

Overall Progress	<p>There has been a rise in the percentage of Coventry's residents claiming worklessness benefits over the three year period. In May 2010/11 15.4% of Coventry's residents claimed worklessness benefits, compared to the England average rate of 12.4%. The revised target for this indicator was to ensure that the gap between the Coventry and the England average did not widen beyond 3.2% and therefore this target was successfully achieved.</p> <p>The 2008/09 recession has had a big impact upon progress in this area. However, despite rising unemployment, Coventry performed better than the national average.</p> <p>Incapacity Benefit/ Employment Support Allowance and Lone Parent Income Support claimants have all continued to decline, due to welfare reforms and more targeted support to move people into work.</p> <p>The Local Employer Partnership initiative exceeded it target for the number of claimants moving into work. Through the Young Persons Guarantee, with the support of partners and employers came the offer of training, internships and real work experience through the Future Jobs Fund. This, in parallel with Coventry City Council's Local Employment Placement Scheme contributed to the JSA off flow.</p>
-------------------------	------------------------------------------------------------------------------------------------------------------------------------------------------------------------------------------------------------------------------------------------------------------------------------------------------------------------------------------------------------------------------------------------------------------------------------------------------------------------------------------------------------------------------------------------------------------------------------------------------------------------------------------------------------------------------------------------------------------------------------------------------------------------------------------------------------------------------------------------------------------------------------------------------------------------------------------------------------------------------------------------------------------------------------------------------------------------------------------------------------------------------------------------------------------------------------------------------------------------------------------------------------------

SCS Theme 1 - A prosperous Coventry with a good choice of jobs and business opportunities for all the city's residents

Priority: Reduce the number of people claiming Job Seekers Allowance and other worklessness benefits



This measures the percentage of the working age population who are claiming out of work benefits. Includes unemployed people on Jobseekers Allowance, Lone Parents on Income Support, Incapacity Benefits customers, and others on income-related benefits. The figures presented are a rolling average of 4 quarters to account for seasonal variation.



Low is good

Performance of 15.4% and the gap to England average is 3.0% points for May 2010



On Target



England average rate

Revised LAA Target by May 2011 ensure the gap to the England average rate does not widen beyond 3.2 percentage points

Coventry	14.2%	13.6%	14.6%	15.4%
England Average Rate	11.2%	10.7%	11.7%	12.4%
Gap to England Rate	3.0%	2.9%	2.9%	3.0%

The Performance Story



Performance was 15.4% for May 2010 and the gap between Coventry and the England average was 3%. The revised LAA target, which was to ensure that the gap to the England average does not widen beyond 3.2%, was met. At the beginning of the LAA it was expected that there would be a decline in numbers of claimants but the recession in 2008/9 resulted in high unemployment and caused the figures to rise year on year from the baseline of 14.2% to a maximum of 15.5% before falling back. The numbers of Incapacity Benefit / Employment Support Allowance and Lone Parent Income Support claimants continued to reduce throughout the recession with benefit reforms and more targeted support moving people towards work. The Local Employer Partnership initiative exceeded its target for the number of JSA claimants moving into work. Through the Young Person's Guarantee, with the support of partners and employers, came the offer of training, internships and real work experience through the Future Jobs fund. This, coupled with Coventry City Council's Employee Placement Scheme contributed to the JSA off flow of young people.

Economy, Learning, Skills & Employment (ELSE) Theme Group priorities were reviewed in May 2010, focusing on a cohort of 1158 people including those with a level 5 or above qualification on JSA for over six months, Future Jobs Fund and Employment Placement Scheme completers and 18/19 year old claiming JSA, resulting in approx 30% moving into employment. Welfare reform changes continue with the introduction of Incapacity Benefit reassessments and the implementation of the government's Get Britain Working initiative, which has already seen the introduction of Work Experience for young people, aged 18 to 24 on JSA for 13 weeks. The new Enterprise Allowance to encourage self-employment and entrepreneurship has commenced. The Work Programme preferred bidders are ESG and SERCO and delivery to Jobcentre Plus Customers is expected from summer 2011.

1. A prosperous Coventry with a good choice of jobs and business opportunities for all the city's residents

**Priority
4**

Develop a programme to help retain new graduates within the city by providing appropriate jobs and housing

NI No.	LAA Indicator	Progress	Target
NI 165	Proportion of population aged 19-64 for males and 19-59 for females qualified to at least Level 4 or higher		

Overall Progress

The most recent data for 2009 showed 27.4% of Coventry's residents held a qualification at level 4 or above. The target was 33.6% by 2010/11 and it is expected that this data will be published in August 2011.

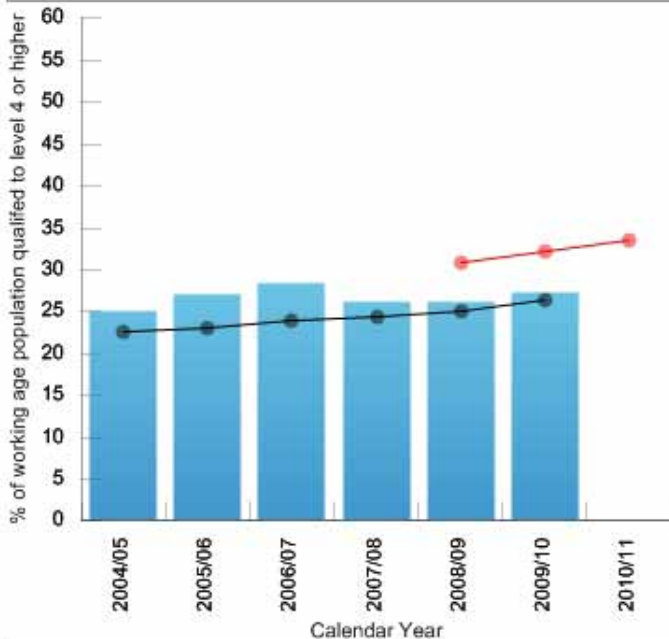
To achieve progress against this measure, there have been some specific activities implemented. This includes the Economy, Learning, Skills and Employment (ELSE) Group, Coventry Partnership, tracking a cohort of 364 graduates who held a level 5 or above qualification and had been unemployed for less than six months. The tracking project was a regular agenda item at the ELSE theme group monthly meetings. From the information the aim was to identify the trends and issues facing this group in gaining employment. They were also able to target these individuals to offer specific support tailored towards their needs.

Partners of the ELSE group have also continued to forge relationships with the Universities to identify how they can offer support and work together to create skills and employment opportunities within the environmental sector.

A need was identified to develop a local employment placement scheme to run alongside the national Future Jobs Fund (FJF) programme. The local scheme specifically targeted graduates and professionals as these were not included in FJF criteria. The scheme was a great success, and by the time it ended in March 2011, 53 graduates had been supported into work.

SCS Theme 1 - A prosperous Coventry with a good choice of jobs and business opportunities for all the city's residents

Priority: Develop a programme to help retain new graduates within the city by providing appropriate jobs and housing



This covers people holding qualifications such as foundation or first degrees, recognised degree-level professional qualifications, teaching or nursing qualifications, diploma in higher education, HNC/HND or equivalent vocational qualification as well as higher degrees and postgraduate level professional qualifications. Data obtained from annual survey.

LAA Targets High is good

Performance of 27.4% for 2009

2010 data not yet available

Target 2010: 33.6%

Metropolitan district councils' average performance 2009: 26.4% and Coventry's calculated rank: Upper Middle Quartile

England average performance 2009: 32.0%

	2004/05	2005/06	2006/07	2007/08	2008/09	2009/10
Coventry	25.1%	27.2%	28.5%	26.1%	26.2%	27.4%
Mets Average	22.7%	23.1%	24.0%	24.5%	25.2%	26.4%
LAA Targets					30.9%	32.2%

Baseline: 28.5% / Calendar Year 2006



The Performance Story

Data for performance in 2010-11 is expected in August 2011. Therefore the most recent data we have is the 2009/10 data which showed a performance of 27.4% which did not meet the LAA target of 32.2%. We have been working to achieve progress on this measure through various activities. Over the year the Economy, Learning and Skills & Employment theme group (ELSE) focused on tracking a cohort (364) of graduates who held a level 5 or above qualification and had been unemployed for less than six months. This was to identify the issues and trends to help inform future approaches to supporting this group into employment. Relationships with the Universities also continue to develop and we are currently working with them around skills and employment opportunities in the environmental sector. The Economy and Community Employment Placement Programme ended in March 2011 and saw 53 graduates supported into work.

1. A prosperous Coventry with a good choice of jobs and business opportunities for all the city's residents

**Priority
5**

Create new jobs for local people by encouraging the growth of businesses in the city

NI No.	LAA Indicator	Progress	Target
NI 171 - New business registration rate			

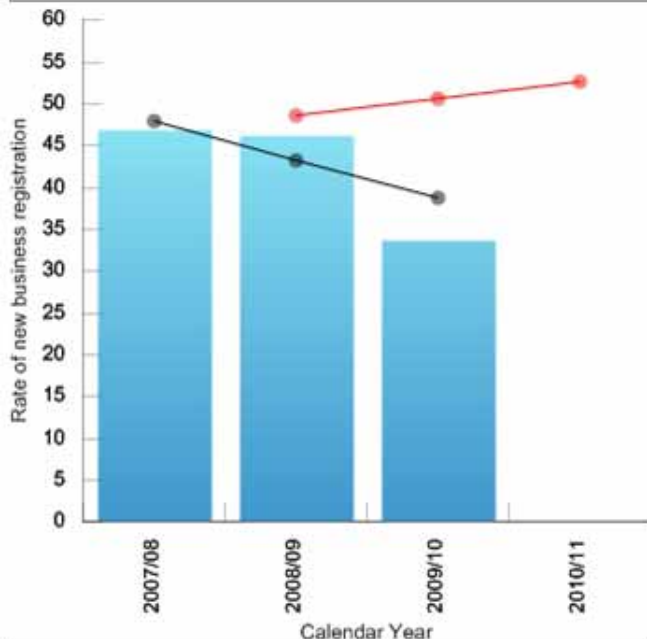
**Overall
Progress**

The latest performance data is for 2009 when it was recorded that Coventry's business registration rate had fallen to 33.8 per 10,000 resident adult population as compared to the target of 50.7.

The recession and economic uncertainty has had a big impact upon progress towards this target. However, the fall in business start-ups has been significantly steeper in Coventry than elsewhere. It is not clear why this is and when more recent data is released a detailed examination of the information will help to identify the underlying trends more confidently.

SCS Theme 1 - A prosperous Coventry with a good choice of jobs and business opportunities for all the city's residents

Priority: Create new jobs for local people by encouraging the growth of businesses in the city



The number of new business registrations per 10,000 resident population aged 16 and above. Business registrations are a proxy measure for business start ups.

● LAA Targets  High is good

Performance of 33.8 for 2009

 2010 data not available

Target 2010: 52.7

● Metropolitan district councils' average performance 2009: 38.9 and Coventry's calculated rank: Lower Middle Quartile

England average performance 2008: 49.6

Baseline: 45.8 / 2005/06/07 - 3 Year average

	2007/08	2008/09	2009/10	2010/11
Coventry	46.9	46.3	33.8	
Mets Average	48.1	43.4	38.9	
LAA Targets		48.7	50.7	52.7





The Performance Story

There is no data available for performance in 2010. The current performance available is a rate of 33.8 per 10,000 of resident adult population in 2009, which did not meet the LAA target for this year of 50.7. In 2009, the financial crisis impacted heavily on the economy, affecting many areas and this, along with continued economic uncertainty, may almost certainly have led to a decline in business start-ups. However, Coventry's rate of performance in 2009 shows a fall relatively steeper than elsewhere. We need to understand why these figures are so low, especially with the positive results reported by the Local Enterprise Growth Initiative (LEGI) programme. There may be an element of reporting leads and lags in new businesses data which would suggest a catch - up recovery in 2010. The city has been, traditionally, reticent in business formation, especially during uncertain times and this may be a further factor contributing to the fall. It may also be due to the limitations on the data, which only measures those businesses who register for VAT and PAYE for the first time. This captures less than 50% of the enterprises that exist nationally. There has been a sign of growth within the new business births statistics in the city over the last three years, which would be a more accurate reflection of business activity. These new business births could be attributed directly to the LEGI programme, especially as Coventry's figures are particularly strong against some of its neighbouring authorities. The decline in business rate registration represents a challenge that has to be met by the new City Centre Masterplan and rising opportunities through further inward investment. It will not be until the 2010 statistics are released later in 2011 before the underlying trend can be confidently identified and analysed.

2. People of Coventry living longer, healthier, independent lives

**Priority
1**

Improve sexual health and reduce the under 18 conception rate

NI No.	LAA Indicator	Progress	Target
NI 112	% Reduction in Under 18 conception rate		
NI 113a	Prevalence of Chlamydia in under 25 year olds		

**Overall
Progress**

The following work strands are part of a wider sexual health strategy:

The Relationship and Sex Education (RSE) Core Package

The RSE core package for secondary schools is being implemented in 15 schools with 9 schools delivering on site sexual health services. Presently 15 primary schools are piloting and a RSE core package for Special Educational Needs schools is being developed. In conjunction with this, a new website www.besawvy.org.uk which provides both RSE information and sexual health service details has been launched. To promote the use of Long Acting Reversal Contraception (LARC) methods, a social marketing campaign has been commissioned. The What Shall We Tell the Children programme which supports parents and carers to discuss RSE with their young people, has worked with 35 parents and carers.

The teenage pregnancy rate continues to be of concern, although the rate for 2009 was lower than that for 2008.

Chlamydia Screening

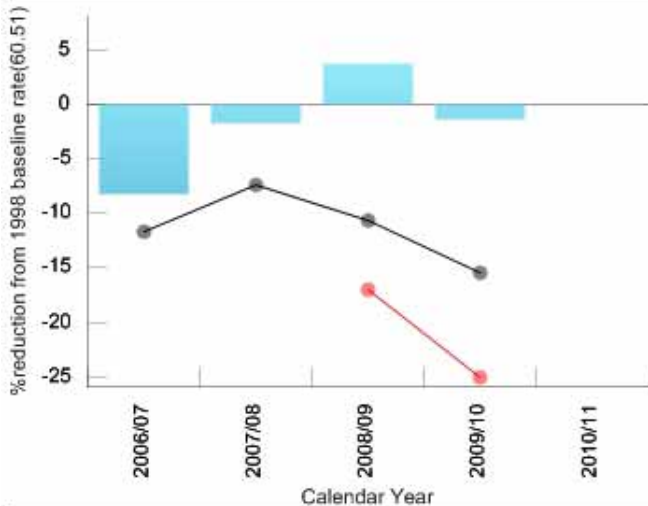
Although the 2010/11 target for Chlamydia screens is unlikely to be met, the proportion of the target population tested has increased year on year.

Key actions which have improved the screening are:

- The Community Pharmacy Champion working with community pharmacies who are providing the 'asc' or 'action and support on pregnancy in Coventry' scheme which is a sexual health service in community services offering free emergency contraception, pregnancy testing, condoms and Chlamydia screening to women aged 25 and under who live in Coventry, as well as
- The GOT IT? Team working with general practices to increase Chlamydia screens
- The development of sexual health outreach services at City and Henley Colleges.

SCS Theme 2 - People of Coventry living longer, healthier, independent lives

Priority: Improve sexual health and reduce the under 18 conception rate

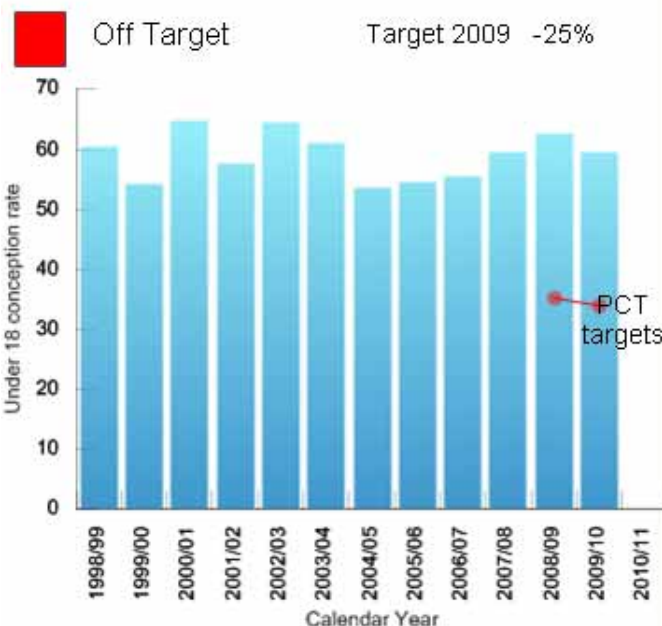


Calendar Year	Coventry	Mets Average	LAA Targets
2006/07	-8.2%	-11.7%	-
2007/08	-1.7%	-7.4%	-
2008/09	3.8%	-10.6%	-17.0%
2009/10	-1.3%	-15.5%	-25.0%

Baseline: -8.2% for 2006/07

● LAA Targets ↓ Low is good

Provisional performance for 2009:
Reduction of -1.3% on 1998 baseline rate



Baseline: 60.51 / 1998

The change in the rate of under-18 conceptions per 1,000 girls aged 15-17 years resident in the area for the current calendar year, as compared with the 1998 baseline rate, shown as a percentage of the 1998 rate.

- Metropolitan district councils' average performance 2009: -15.5% and Coventry's calculated rank: Bottom Quartile
- England average performance 2009: -18.1%

The Performance Story

The latest performance of -1.3% for 2009 did not meet the LAA target of -25.0%. The teenage pregnancy rate reduced by 3.1 between 2008 and 2009.

There are 45 C-card venues distributing condoms and giving Relationships and Sex Education (RSE) advice and 1762 young people registered to the scheme. 604 professionals have been trained to deliver RSE. The RSE core package for secondary schools is being implemented in 15 schools, 9 have chosen to deliver on-site sexual health services, 12 have trained staff to provide 1:1 support to pupils. The RSE core package for primary schools is being piloted with 15 schools and the RSE spiral core package for SEN schools is in development.

A new website www.besawy.org.uk provides relationships and sex information and sexual health service details.

A social marketing campaign is being developed to encourage young women to use Long Acting Reversal Contraception (LARC).

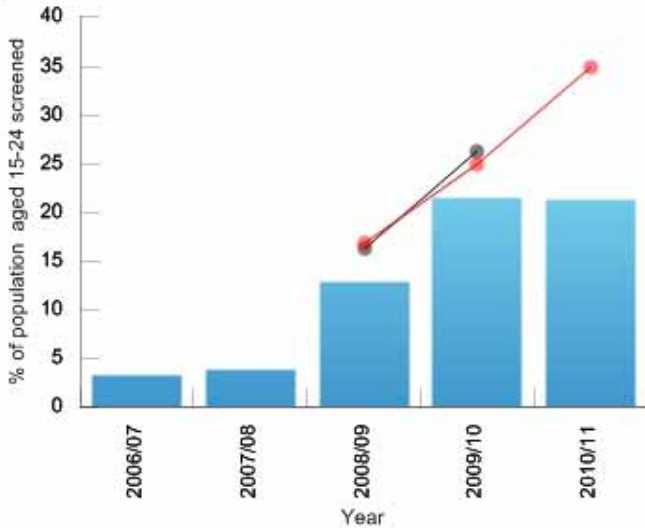
A range of Relationship and Sex information leaflets has been developed with young people from across the city.

8 mystery shoppers are supporting the You're Welcome quality assurance process across sexual health services.

The What Shall We Tell the Children programme supporting parents and carers to discuss RSE with their young people has worked with 35 parents/carers. A new early intervention behavioural change project is being planned to support young people demonstrating multiple risk factors for teenage pregnancy to adopt safer sexual health behaviour pathways.

SCS Theme 2 - People of Coventry living longer, healthier, independent lives

Priority: Improve sexual health and reduce the under 18 conception rate



This is the percentage of the resident population aged 15 -24 accepting a test/screen for Chlamydia. Reported quarterly on a cumulative basis.

LAA Targets High is good

Performance of 21.4% is provisional for 2010/11

Off Target Target 2010/11: 35%

Metropolitan district councils' average performance 2009/10: 23.4% and Coventry's calculated rank: Lower Middle Quartile

England average performance 2009/10: Not available

Baseline: 4% / 2007

Coventry	3.4%	4.0%	12.9%	21.5%	21.4%
Mets Average			16.4%	26.4%	
LAA Targets			17.0%	25.0%	35.0%

The Performance Story

Provisional performance data for 2010/11 as at end of December 2010 indicates that 21.4% of the target population accepted a Chlamydia screen against the target of 35% (18,165 individuals). Although an improvement on the previous year, it is unlikely that the target will be met. Regionally, Coventry has the fifth highest screening rate and is ranked 43rd out of 152 Primary Care Trusts.

Key actions carried out in 2010/11 which helped to improve performance were:







- The role of the Community Pharmacy Champion who has worked with community pharmacies providing the 'asc' scheme to sustain and increase screening. (The 'asc' or 'action and support on pregnancy in Coventry' scheme is a sexual health service in community services which offer free emergency contraception, pregnancy testing, condoms and Chlamydia screening to women aged 25 and under who live in Coventry.)
- The GOT IT? team has been working closely with general practices to increase their screens. Funding has been secured to roll out the primary care Chlamydia LES (Locally Enhanced Service Agreement) for 2011/12.
- The development of sexual health outreach services at City and Henley Colleges.

A new outcome measure which is likely to be introduced in 2012/13 will be the annual diagnostic rate amongst the resident 15-24 year old population.

2. People of Coventry living longer, healthier, independent lives

**Priority
2**

Promote healthy lifestyles to reduce the number of people who smoke, encourage good nutrition and regular exercise, reduce alcohol consumption and the use of harmful drugs and improve mental health and emotional well-being

NI No.	LAA Indicator	Progress	Target
NI 056 - Obesity in primary school age children in Year 6			
NI 120 - All-age all cause mortality rate			
NI 123 - Stopping smoking			

**Overall
Progress**

Whilst the benefits of following a healthy lifestyle might be obvious to health professionals, just telling people that this is the case is not likely to bring about the desired change: the message needs to be 'sold'. In order to do this effectively, a clear understanding is needed of both those most at risk as well as the most effective way to reach and influence them.

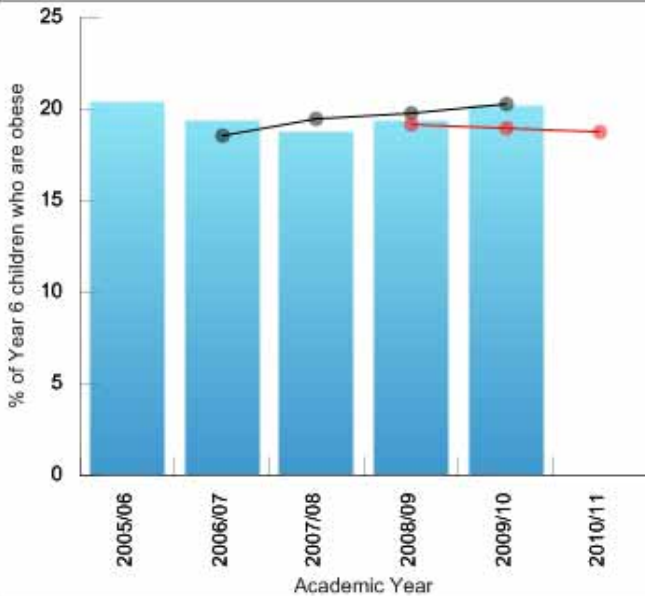
All-age all cause mortality rates provide a long term perspective on the health of the population. The latest figures (2008) show a downward trend with both the targets for males and females being met as well as a reduced gap between males and females.

The latest data for levels of obesity in Year 6 primary school age children is for 2009/10. Obesity remains high at 20.3% and does not meet the target. There continues to be a strong positive relationship between deprivation and obesity prevalence. A Healthy Weight strategy was ratified in November 2010 and an action plan has been developed with partners across the city to address the city's obesity issues. The Healthy Weight programme continues and is making a positive contribution to increasing children's physical activity and improving their eating habits. The Cook & Eat Well programme has recently been launched. Many of the programmes which support the healthy weight programme are funded until April 2012 and the lack of long term funding poses a real threat to achieving reduced childhood obesity.

The number of people quitting smoking for 4 weeks was 879 per 100,000 population compared to the LAA target of 1132 for 2010/11. Although the target was not met, this was an increase on the rate for 2009/10. During the year the number of providers of Stop Smoking services has increased, making the services more accessible to local residents. The Big Pledge campaign was also held during the year as part of a proactive and sustained approach to encourage people to quit smoking. The Smoke Free Alliance was re-launched - this partnership of public, private and voluntary representatives, supported by NHS Coventry and Coventry City Council provides a forum at a local level at which to tackle issues relating to tobacco and its relaunch signalled the beginning of new drive to drive down smoking prevalence.

SCS Theme 2 - People of Coventry living longer, healthier, independent lives

Promote healthy lifestyles to reduce the number of people who smoke, encourage good Priority: nutrition and regular exercise, reduce alcohol consumption and the use of harmful drugs and improve mental health and emotional well-being



This is the percentage of children in year 6 who are obese, as shown by the National Child Measurement Programme (NCMP).

● LAA Targets  Low is good

Performance of 20.3% for Academic Year 2009/10

■ NA-data for Academic Year 2010/11 not available

Target Academic Year 2010/11: 18.8%

● Metropolitan district councils' average performance Academic Year 2009/10: 20.4% and Coventry's calculated rank: Lower Middle Quartile

England average performance Academic Year 2009/10: 18.7%

Baseline: 19.4% / Academic Year 2006/07

Coventry	20.5%	19.4%	18.8%	19.4%	20.3%
Mets Average		18.6%	19.5%	19.8%	20.4%
LAA Targets			19.2%	19.0%	18.8%

The Performance Story

Performance data for the academic year 2010/11 is not available. Latest performance is 20.3% for academic year 2009/10, with a confidence interval of plus or minus 0.5%; this did not meet the LAA target of 19.0%. Year 6 obesity remains high (20.3%) and is significantly higher than the national average (18.7%) for year 6 pupils and is broadly similar to the West Midlands average (20.9%). A strong positive relationship continues to exist both locally and nationally between deprivation and obesity prevalence. Although the LAA target was not met, national and local evidence suggests that the trend may be flattening out. Reducing the rates of childhood obesity in Coventry remains a challenge but continues to be a long term ambition.

Coventry's cross-cutting Healthy Weight Strategy 2010 - 2015 and Action Plan has been developed in close consultation with partners across the city. The strategy was ratified in November 2010.

The Children and Young People's Healthy Weight care pathway, a tool, which outlines current healthy weight services and offers a clear route of referral for practitioners and clients continues to be rolled out and refined.


The Coventry Healthy Weight Action Group meets quarterly to coordinate Coventry's Healthy Weight programme through partnership working.

One Body, One Life, Coventry's structured weight management programme for children and families continues to be successful; increasing its uptake in 2010, funding has been secured to continue the programme until 2014.

The Coventry Health Improvement Healthy Weight Programme is making a positive contribution to increasing children's physical activity and improving their healthy eating habits. Many of the programmes which support the healthy weight programme are funded until April 2012, the lack of long term funding poses a real threat to our concerted effort to reduce childhood obesity by 2020.

SCS Theme 2 - People of Coventry living longer, healthier, independent lives

Promote healthy lifestyles to reduce the number of people who smoke, encourage good Priority: nutrition and regular exercise, reduce alcohol consumption and the use of harmful drugs and improve mental health and emotional well-being



The directly age standardised mortality rate per 100,000 population, from all causes at all ages (directly standardised to the European Standard Population), reported for males and females separately.

Performance of 498 Females & 711 Males for 2009

NA - 2010 data not available annual indicator 2009 final data available January 2011

Target 2010: Females 499 & Males 691

- Females Metropolitan district councils' average performance 2009: 520 and Coventry's calculated rank: Upper Middle Quartile Females England average performance 2009: 460
- Males Metropolitan district councils' average performance 2009: 752 and Coventry's calculated rank: Upper Middle Quartile Males England average performance 2009: 652

Baseline: Females 541 Males 790 / 2006

Coventry Females	541	521	531	498	
Mets Average Females	560	555	558	520	
LAA Targets Females			518	508	499
Coventry Males	790	757	782	711	
Mets Average Males	818	799	787	752	
LAA Targets Males			732	711	691

LAA Targets

- red females
- blue males



Low is good

The Performance Story

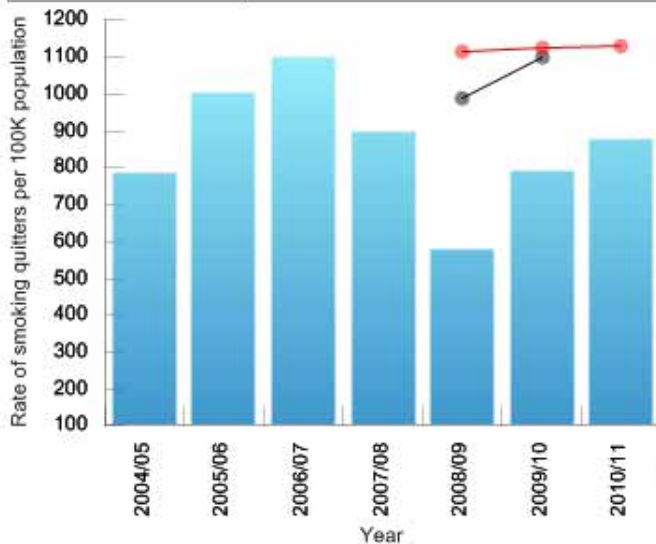
There is no data available for performance in 2010. Performance of 498 - females for 2009 met the LAA target of 508 and 711- males for 2009 also met the LAA target of 711. Mortality rates for both females and males have improved when compared with the 2008 rates.

Work to reduce rates includes:

1. Redesign of the Stroke Care Pathway to facilitate prompt hospital access for treatment with thrombolytics (clot busters) - now completed.
2. A delivery plan is in place for the Smoking Cessation programme.
3. A programme has been established to target the number of deaths due to infant mortality.
4. A Primary Angioplasty Service is now in place.
5. The TIA (Transient Ischemic Attack) Service is being redesigned to improve access for all patients experiencing what is sometimes known as a mini stroke.
6. A pharmacy LES (Locally Enhanced Service Agreement) is now in place for identifying high risk chronic heart disease patients in contact with GP surgeries.
7. GPs have been offered a LES to identify patients at high risk of cardiovascular disease; high risk patients will be offered medical treatment and referred to agencies to offer support with lifestyle change.

SCS Theme 2 - People of Coventry living longer, healthier, independent lives

Priority: Promote healthy lifestyles to reduce the number of people who smoke, encourage good nutrition and regular exercise, reduce alcohol consumption and the use of harmful drugs and improve mental health and emotional well-being



This indicator relates to clients receiving support through the NHS Stop Smoking Services. A client is counted as a self-reporting four-week quitter if they have been assessed four weeks after the designated quit date and declare that they have not smoked 'even a single puff' on a cigarette in the past two weeks.

● LAA Targets  High is good

Performance of 879 is provisional for 2010/11

■ Off Target Target 2010/11: 1132

● Metropolitan district councils' average performance 2009/10: 1099 and Coventry's calculated rank: Bottom Quartile

England average performance 2009/10: 895

Coventry	785	1,007	1,102	896	580	792	879
Mets Average				990	1,099		
LAA Targets				1,115	1,124	1,132	

Baseline: 1034 / 2004/05-2006/07 - 3 Year average

The Performance Story

The provisional data up to March 11 is 879 4-week smoking quitters per 100,000 of the population which means that the target of 1132 per 100,000 for 2010/11 has not been met. In comparison to last year the rate of 4-week quitters has increased by 87 per 100,000 population.

Since April 2010 Coventry has increased the number of providers delivering stop smoking services. This new approach makes stop smoking services more accessible to local residents and hence increases the number of successful quitters.





In April 2010, Coventry re-launched its Smokefree Alliance - a partnership of public, private and voluntary representatives, supported by NHS Coventry and Coventry Council. The Alliance provides a forum at a local level to tackle issues relating to tobacco and its re-launch signalled the beginning of a renewed partnership effort to drive down smoking prevalence across the city. In June 2010 the Smokefree Alliance published Coventry's first Tobacco Control Strategy, providing a clear strategic framework that will shape all future working and will guide a range of innovative and locally developed activities. Delivering the objectives set out in the strategy will help to fulfil the vision of a Smokefree Coventry, where our communities, homes, cars and workplaces are free from the harms of tobacco and where all our local residents lead healthier and longer lives.

Campaigns (Smokefree Homes and Cars, the Big Pledge), regular press releases, radio interviews and positive case studies have formed the basis of a pro-active and sustained approach to ensuring that a range of tobacco control messages are frequently covered in the local media. Websites have been updated, the power of Facebook and Twitter has been harnessed to spread the stop smoking message and through the work of the Alliance, Coventry can now speak out with a powerful, unified voice on the dangers of tobacco.

2. People of Coventry living longer, healthier, independent lives

**Priority
3**

Promote and extend the range of ways in which older people and adults with disabilities can have personal choice and control over their health and social care

NI No.	LAA Indicator	Progress	Target
NI 130	% of eligible people receiving self directed support		
NI 136	People supported to live independently through social services (all adults)		

**Overall
Progress**

Personalisation is being delivered through a plan to support citizens to get the best advice and support to maintain their independence - this plan is referred to as the 'Promoting Independence Framework'.

More people have been able to access short term services and/or an extended period of assessment, where we have worked with them to develop / maintain / regain skills; better establish whether ongoing support will be required; and if so, to co-produce a support plan. This means that people are active participants in decision making and have a greater understanding of the range of cost effective options that are available to meet their outcomes and how any services will be paid for. We have further developed and expanded our Brokerage function, with specialist staff resourcing a wider range of universal services and assistive technologies.

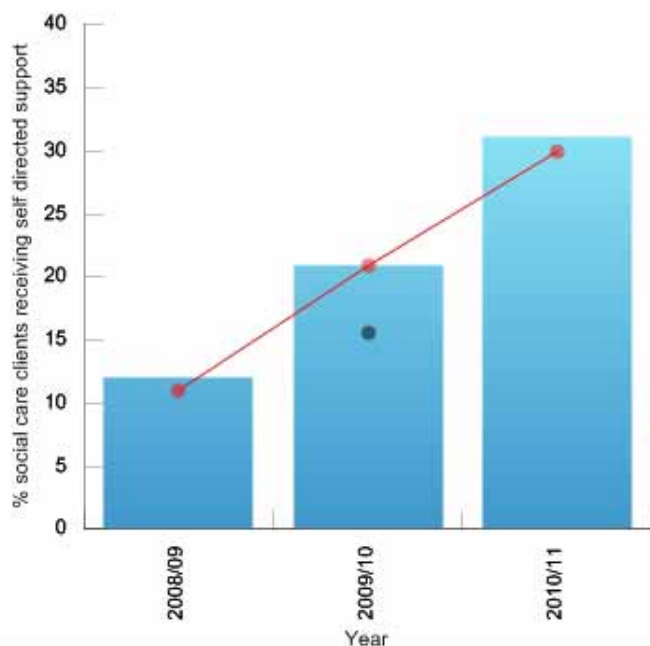
We have been actively shaping the health and social care market in Coventry. All home support and day opportunities contracts have been re-let to focus on the achievement of an individual's outcomes. In conjunction with this we have successfully tested the application of a web based tool which enables an individuals' specific requirement to be put out to the market and confirmed as part of their support planning process.

We have been engaging reference group and partnerships in national and local developments, improving their understanding of the key issues that will affect them as well as being more active in shaping health and social care in Coventry.

We have a statutory duty to safeguard adults from risk of harm. Notwithstanding this where vulnerable adults have been safeguarded we have improved the level of their, and, where appropriate, their families, involvement in the safeguarding processes and decision making. We are committed to developing a culture of positive risk taking.

SCS Theme 2 - People of Coventry living longer, healthier, independent lives

Priority: Promote and extend the range of ways in which older people and adults with disabilities can have personal choice and control over their health and social care



Number of adults, older people and carers receiving self-directed support in the year ending 31 March, as a percentage of clients receiving community based services and carers receiving carer's specific services aged 18 and over.

● LAA Targets ↑ High is good

Performance of 31.2% is provisional for 2010/11

■ On Target Target 2010/11: 30%

● IPF Nearest Neighbours' average performance 2009/10: 15.6% and Coventry's calculated rank: Top Quartile

England average performance 2009/10: 13.0%

Baseline: 8.1% / 2006/07

Coventry	12.0%	21.0%	31.2%
IPF Nearest Neighbours		15.6%	
LAA Targets	11.0%	21.0%	30.0%

The Performance Story

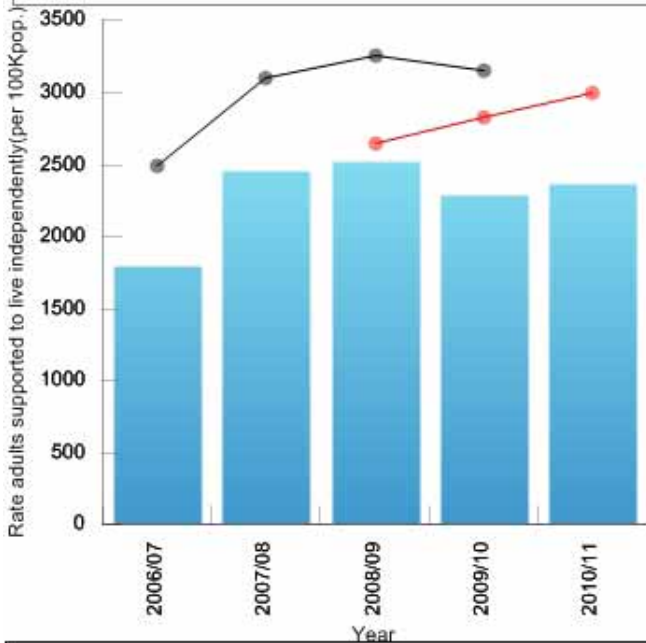
Performance of 31.2% is provisional for 2010/11 which meets the LAA target of 30%. This indicator has been recognised as being a limited indicator, and it is expected that the definition of the indicator will be revised for 2011/12 to ensure consistency in reporting. For example in Coventry we are providing more people with short term preventative services, where people do not receive a personal budget/direct payment.

The number of people receiving self directed support has increased by 96% (1540 people), from 1612 in 2009/10 to 3152 in 2010/11. The denominator has increased by 31% (2405 people), from 7682 in 2009/10 to 10,087 in 2010/11. This is due to the inclusion of people who have received a minor piece of equipment during the year, and data sourced by Coventry Warwickshire Partnership Trust.

Self directed support includes outcome focused assessment and support planning, brokerage services and a personal budget which provides a clear allocation of funding. This personal budget may include identifying any money that the individual will use themselves to purchase care support (either direct payments or self funding) and/or the costs for support that Social Care is purchasing on their behalf (or is not normally available for direct payments at this time).

SCS Theme 2 - People of Coventry living longer, healthier, independent lives

Priority: Promote and extend the range of ways in which older people and adults with disabilities can have personal choice and control over their health and social care



This is the number of adults all ages per 100,000 population that are assisted directly through social services assessed/care planned, funded support to live independently, plus those supported through organisations that receive social services grant funded services.

● LAA Targets High is good

Performance of 2372 is provisional for 2010/11

Off Target Target 2010/11: 3000

● IPF Nearest Neighbours' average performance 2009/10: 3160.10 and Coventry's calculated rank: Bottom Quartile

England average performance 2009/10: 3118.50

Baseline: 1795 / 2006/07

Coventry	1,795.00	2,467.00	2,524.05	2,290.00	2,372.00
IPF Nearest Neighbours	2,497.89	3,101.09	2,656.26	3,160.10	
LAA Targets			2,656.00	2,828.00	3,000.00

The Performance Story



Performance of 2372 is provisional for 2010/11 which does not meet the LAA target of 3000. The 2006/07 and 2007/08 performance data and targets set for subsequent years were based on the original definition of this indicator. The revised definition has had a detrimental effect on Coventry's performance against these targets as NI 136 has a very strict definition of what can be counted, namely services funded directly through adult social care. This indicator has been recognised as being very limited in presenting the overall support provided by the Council and its partners to help people to live independently in the city. This indicator has been removed from the National Indicator Set from 2010/11 but performance data will continue to be collected in order report at the end of the year.

In Coventry our approach is to support people to live independently through a range of support provided by the Council and its partners in the city as a whole, much of it outside social care. We do not therefore provide ongoing low level support through social care. We feel that our approach is more effective in providing services that meet people's needs in a cost effective way and we do not feel that it is appropriate to change our approach just to improve our performance against this indicator.

2. People of Coventry living longer, healthier, independent lives

**Priority
4**

Provide effective drug and alcohol treatment services that result in positive outcomes

NI No.	LAA Indicator	Progress	Target
NI 040	Number of drug users recorded as being in effective treatment		

Overall Progress

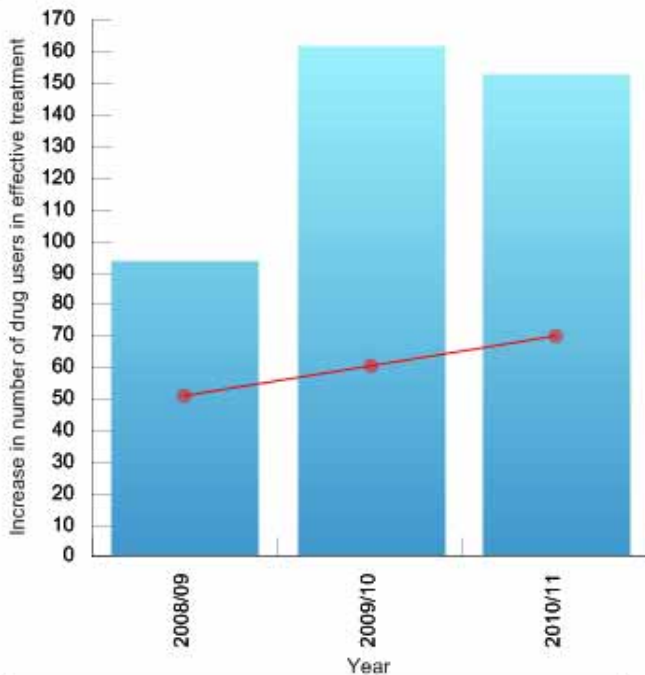
Latest performance data for the 12 month period January 2010 to December 2010 shows 1084 problematic drug users (PDUs) (users of heroin and/or crack cocaine) in effective treatment against a target of 1001. It is anticipated, therefore, that Coventry will meet the target for 2010/11. Due to the method of calculation figures to March 2011 are unavailable.

National Drug Treatment Monitoring System figures indicate that both the number of clients starting a new treatment journey and the proportion of clients retained in treatment for at least 12 weeks (or successfully discharged within 12 weeks) has continued at a high level over the past year.

The growing importance of the recovery agenda highlights successful exits from treatment. In order to prevent drug/alcohol users either dropping in and out of treatment or remaining in specialist treatment for many years a number of services provide a range of support, these include a recovery service, social inclusion, floating support and a Hepatitis C service.

SCS Theme 2 - People of Coventry living longer, healthier, independent lives

Priority: Provide effective drug and alcohol treatment services that result in positive outcomes



The change in the total number of drug users, using crack and/or opiates recorded as being in effective treatment from the baseline year 2007/08.



LAA Targets



High is good

Performance of 153 is provisional for 2010/11



On Target Target 2010/11: 70

No comparison data available. This indicator is reported as a simple number increase therefore care should be taken when comparing with other areas.

Baseline: 931 / 2007/08

Coventry	94	162	153
LAA Targets	51	61	70

The Performance Story

Performance of 153 is provisional for 2010/11 based on estimated figures from the National Drug Treatment Monitoring System (NDTMS) and meets the LAA target. Provisional figures from local treatment services (March 2011) show approximately 1031 problem drug users (users of heroin and/or crack cocaine) in effective treatment, 100 above the baseline year. Due to the method of calculation of clients in effective treatment, actual performance against this target for each quarter can only be calculated after a three-month delay.





The National Drug Treatment Monitoring System figures indicate that both the number of clients starting a new treatment journey and the proportion of clients retained in treatment for at least 12 weeks (or successfully discharged within 12 weeks) has continued at a high level over the past year. In the 12 months to November 2010, 406 clients started a new treatment journey. Currently 85% of clients are retained in effective treatment. Those clients who drop out of treatment are pursued by a number of different means and encouraged back into services.

A number of new services have been commissioned and established which are likely to attract and retain additional users in treatment. A new outreach project was established in January 2010 to recruit additional individuals into treatment and a Hepatitis C Project became operational in October 2010. The Hepatitis C Project accompanies drug users to Hepatitis C tests and supports them whilst they are undergoing treatment.

3. A safer and more confident Coventry

**Priority
1**

Reduce violent crime, including domestic violence

NI No.	LAA Indicator	Progress	Target
NI 15	Serious violent crime rate		
NI 32	Repeat incidents of domestic violence		

Overall Progress

Violent crime remains a priority for the community safety partnership, more specifically domestic violence and abuse, public place/ night time economy and hate crime as identified by the Community Safety Partnership Strategic Assessment.

The serious violent crime rate for 2010/11 was 1.24 crimes per 1,000 population which met the target of no more than 1.34 and was a reduction of 18% on the rate for the previous year. In addition, violent crime fell across all levels of seriousness and in some categories, reductions have been greater than that for serious violent crime. Tailored approaches to the various forms violence (and the causes of such) coupled with locational information have had most impact on reducing levels of violent crime.

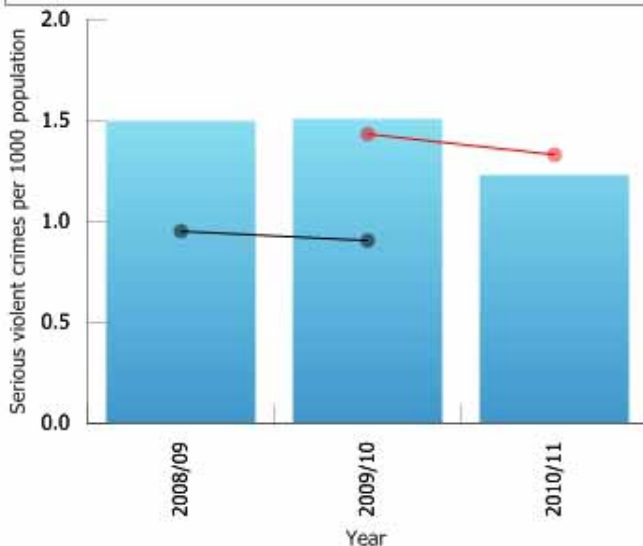
Specific initiatives and operational activity supported by the generic 'Not in My City' campaign include after school police patrols to reduce victimisation, reassure and educate young people. Its successor the 'Proud of my City' campaign will seek to further emphasise positive aspects of the city and reinforce positive and acceptable behaviours.

Based on provisional statistics, the percentage domestic violence cases reviewed by the Multi Agency Risk Assessment Conference (MARAC) for which there were repeat incidents of domestic violence 28.5% for 2010/11, which will achieve the LAA target of no more than 32%.

The MARAC process has gone through a period of change resulting in a reduction in the number of cases being referred to MARAC. This has largely been due to the Domestic Abuse, Stalking and Honour Based Violence Risk Assessment model which has been implemented to ensure improved identification and management of the most vulnerable and at risk victims of domestic violence at a level below MARAC requirements.

SCS Theme 3 - A safer and more confident Coventry


Priority: Reduce violent crime, including domestic violence



This includes homicide, attempted murder, wounding or other act endangering life and grievous bodily harm without intent, death by careless or dangerous driving.

● LAA Targets  Low is good

Performance of 1.24 for 2010/11

 On Target Target 2010/11: 1.34

● Metropolitan district councils' average performance 2009/10: 0.91 and Coventry's calculated rank: Bottom Quartile

England average performance 2009/10: Not available

Baseline: 1.50 / 2008/09

	2008/09	2009/10	2010/11
Coventry	1.50	1.51	1.24
Mets Average	0.96	0.91	
LAA Targets		1.44	1.34

The Performance Story

Performance of 1.24 is finalised for 2010/11 meeting the target of 1.34. Further to this violent crime has fallen across all levels of seriousness, in many areas more markedly than offences included under NI 15. The Home Office iQuanta performance system shows that for the first time Coventry has a rate directly comparable with West Midlands neighbours and has moved to 4th of 16 in it's iQuanta grouping, a further mark of the achievements locally.

Violent crime remains one of the key community safety priorities for the city, particularly domestic violence / abuse as identified by the Community Safety Strategic Assessment.

Different approaches across linked strands of violence have been developed (i.e. public place, domestic violence, hate crime) with locational information and causal factors and cross cutting themes (Young People / Alcohol / Deprivation) which formulate the appropriate action taken to address them.

Utilising schemes such as Community Payback is a relatively new approach in dealing with violence within the community, with local people having a say and seeing the consequences for offenders brought to account for their actions.

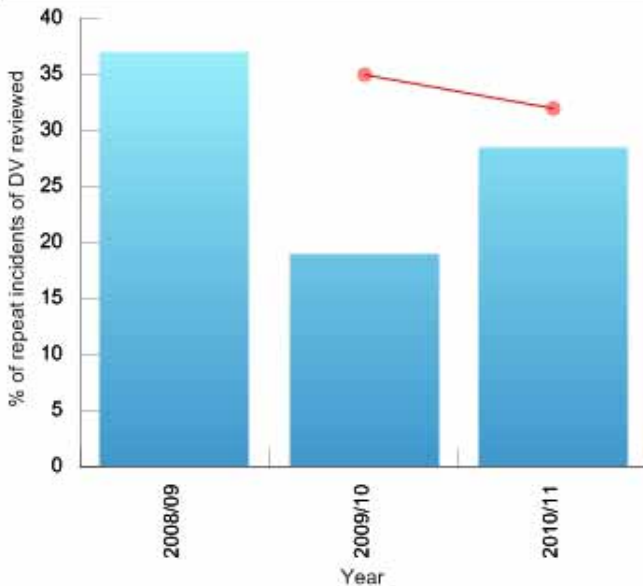
Specific initiatives supported by the generic 'Not in My City' campaign include after school patrols to reduce victimisation, reassure and educate young people. It's successor 'Welcome to my City' will seek to further emphasise positive aspects of the city and reinforce 'proudness' in the city linking in with the Olympic Games.

Triage Services in the City Centre to deal with minor injury and to identify vulnerable people; visits to on and off licensed premises based on Police and Health A&E information have also positively impacted on public place violence.


Coventry remains a Youth Crime Action Plan area (Home Office scheme); interventions support work with this younger age group. The focus on offenders, particularly repeat offenders, is driven by the Priority Crime Group, whilst the Police Public Protection Unit seeks to minimise the risk around victims.

SCS Theme 3 - A safer and more confident Coventry


Priority: Reduce violent crime, including domestic violence



This is the rate of repeat victimisation for those domestic violence cases reviewed by a Multi Agency Risk Assessment Conference (MARAC).

 LAA Targets  Low is good

Performance of 28.5% provisional for 2010/11

 On Target Target 2010/11: 32%

No comparison data available

Baseline: 37% / 2008/09

Coventry	37.0%	19.0%	28.5%
LAA Targets		35.0%	32.0%

The Performance Story

Performance of 28.5% is provisional for 2010/11 which meets the LAA target of 32%. This figure is now within the guidelines of a mature MARAC (28 - 32%).

The MARAC process has gone through a period of change over the past year or so, resulting in the number of people referred to MARAC falling. 284 individuals were dealt with in the baseline year dropping to 147 in 2009/10 and 123 in 2010/11. This has largely occurred as the Domestic Abuse, Stalking and Honour based violence risk assessment model has been implemented to ensure greater management of our most vulnerable and at risk victims of domestic violence at a level below MARAC requirements.

A second reason for this is that guidelines suggest that half of MARAC cases should be referred from agencies outside the police. In response a process is being implemented to address this which could potentially result in more cases being managed by this forum. These changes are starting to take effect with referrals from Panaghar, Probation and Haven.





The DVA (Domestic Violence and Abuse) Action Plans contain a range of initiatives developed to reduce domestic violence and abuse. Key priorities for 2010/11 and beyond involve dealing with Domestic Abuse at an early stage and delivering a more systematic approach to helping children who live in volatile domestic situations. Interventions include improving communication and awareness raising; exploring the possibility of developing a clear single access point (helpline) in Coventry for support and referral into DVA services; sustaining and developing core services; increasing education and prevention work with children and young people; and managing offenders effectively to reduce repeat offending.

These changes are starting to produce results, though recognising domestic violence as the central theme to the partnership's wider community safety strategy is an ongoing and evolving process.

3. A safer and more confident Coventry

**Priority
2**

Reduce crime through well targeted activity (using the national intelligence model)

NI No.	LAA Indicator	Progress	Target
NI 016	Serious acquisitive crime rate		
NI 020	Assault with injury crime rate		

**Overall
Progress**

Analysis of the patterns of crime activity, the people who commit crime as well as what measures and tactics are successful in reducing crime underpins the deployment of resources.

The serious acquisitive crime rate for 2010/11 was 23.10 per 1,000 population which did not meet the target of no more than 17.94 and represents an increase of 20% on the previous year. There were high levels of burglary of dwellings, robbery and to a lesser extent vehicle crime.

The Community Safety Partnership is working to tackle victims/vulnerable groups, offenders and geographical locations that are disproportionately affected by high levels of crime and disorder. Intelligence led patrols and interventions including target hardening and security provision aim to prevent and deter opportunities for offenders to operate.

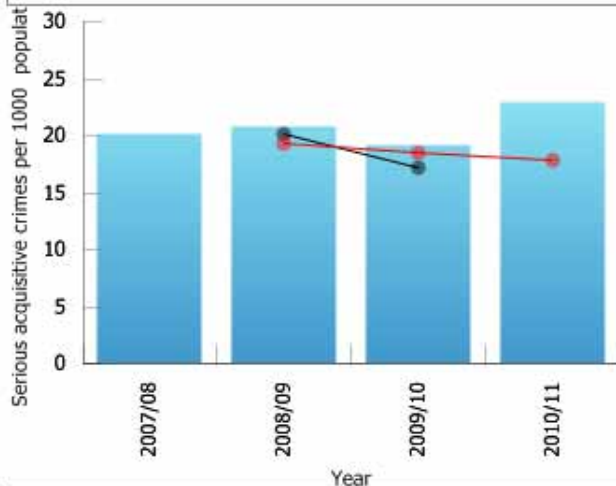
The assault with injury crime rate was 8.62 per 1000 population, which met the target of no more than 12.01 and represents a reduction of 15% on the previous year.

Profiling violent crime has provided further in depth understanding of the causal factors of different strands of violent crime including domestic abuse, alcohol related public place and night time economy. The development of a tailored approaches and strategies to tackle violence in its various forms is resulting in successful outcomes for both victims and offenders. Additionally, seasonal profiling of crime enables efficient targeting of resources.

Alcohol arrest referral workers continue to identify and work with courts to secure treatment requirement orders to engage users on treatment programmes to address alcohol dependency.

SCS Theme 3 - A safer and more confident Coventry

Priority: Reduce crime through well targeted activity (using the national intelligence model)



This includes burglary in a dwelling, robbery of business or personal property, and theft of or from a vehicle.

● LAA Targets  Low is good

Performance of 23.10 for 2010/11

■ Off Target Target 2010/11: 17.94

● Metropolitan district councils' average performance 2009/10: 17.22 and Coventry's calculated rank: Lower Middle Quartile

England average performance 2009/10: Not available

Baseline: 20.20 / 2007/08

	2007/08	2008/09	2009/10	2010/11
Coventry	20.20	20.97	19.29	23.10
Mets Average		20.28	17.22	
LAA Targets		19.46	18.68	17.94

The Performance Story

Performance of 23.10 is finalised for 2010/11, missing the target of 17.94 an increase from the previous year. Recent developments include the streamlining of police and partnership tasking processes to ensure agencies have a shared understanding of victim & offender issues and crime hotspots. This ensures available resources are deployed in a collective, timely and coordinated manner, particularly uniform and street based personnel.

At a more strategic level, the introduction of seasonal planning has sought to minimise predicted peaks in offences by introducing relevant and timely cross agency interventions. This is being developed further to focus on 6 key geographical areas where a range of community safety and wider issues are entrenched. A timetable of events and interventions will seek to draw together activity to maintain a visible presence, link with communities and deliver reductions in crime and increase in public satisfaction.

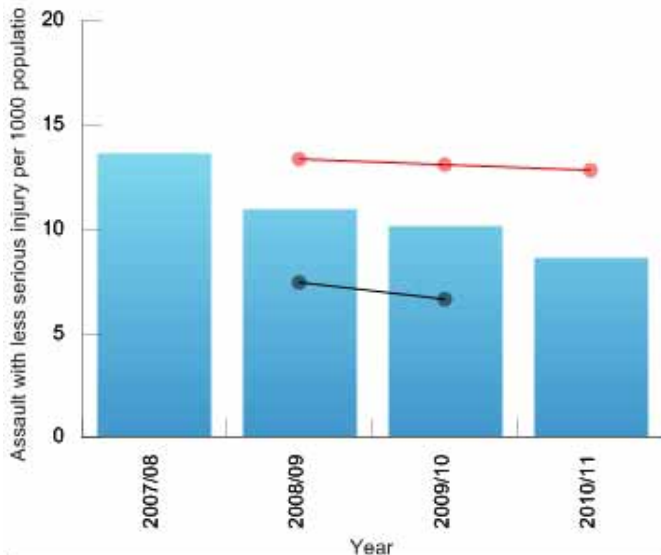
Offenders arrested for burglary offences will be notified to the relevant Registered Social Landlord (RSL) in order for a written warning to be issued to tenants (Breach) with further follow up action to be progressed as appropriate. The Community Safety Team is also in the process of devising interventions for private and rental tenants to make offenders aware of the consequences of their offending in relation to their tenancy. A new police proactive team, sitting within the offender management area are joining up intelligence and working to target criminals doing most harm within the community.

Work is being done with vulnerable groups including the elderly and students to minimise the chances of victimisation. The public are being encourage to log valuables on the 'immobilise' website and HERMES system. The benefits of this are that stolen property is easier to identify and therefore easier to bring offenders to justice.

Investigations into the wider effects of the economic downturn will determine if a marginalised number of individuals on the fringes of criminality have moved into this type of crime. Work is also underway to introduce cross agency strategic interventions to deal with issues that affect young people as they grow up and the adverse effects on qualifications, expectations and social development.

SCS Theme 3 - A safer and more confident Coventry

Priority: Reduce crime through well targeted activity (using the national intelligence model)



This indicator is intended as a proxy for alcohol related violent offences and includes assaults with less serious injury, including racially and religiously aggravated offences.

● LAA Targets  Low is good

Performance of 8.62 for 2010/11

■ On Target Target 2010/11: 12.91

● Metropolitan district councils' average performance 2009/10: 6.65 and Coventry's calculated rank: Bottom Quartile

England average performance 2009/10: Not available

Baseline: 13.70 / 2007/08

	2007/08	2008/09	2009/10	2010/11
Coventry	13.70	11.00	10.20	8.62
Mets Average		7.53	6.65	
LAA Targets		13.44	13.17	12.91

The Performance Story

Performance of 8.62 is final for 2010/11 which meets the LAA target of 12.91. In 2010/11 the focus on violence was driven by the Priority Crime Group (PCG). One of the primary introductions in this area was a triage presence in the city centre for many weekends over the year, funded by YCAP (Youth Crime Action Plan) monies.

The introduction of the Partnership Strategic Assessment has given more evidence led direction to activity and has helped to link up corresponding issues, as has partnership tasking and further refinements to the seasonal planning processes. Improvements in data streams such as Accident & Emergency data, ambulance data and It's Your Call have all assisted with analysing trends and patterns.

Specific profiling has also provided a better understanding of the different strands of violent crime (domestic abuse, alcohol related and night time economy), allowing the development of different strategies to tackle violence and a renewed emphasis on coordinated offender management for repeat violent crime offenders. Seasonal profiling of crime also provides a focus on specific crime types with quarterly campaigns.


The recession has negatively affected the number of people using the night time economy and this has had an impact on crime numbers. However police and council licensing teams are fully utilised and further work with the PPU(Public Protection Unit) is underway to identify ways the partnership can reduce offending in private locations.

Police operations providing effective early interventions in hotspots, preventing anti-social behaviour, identifying repeat offenders and intervening to curb behaviour escalating into violence or damage have been successful and are being extended across the city.

3. A safer and more confident Coventry

**Priority
3**

Work in partnership to change the behaviour of the most persistent offenders and reduce re-offending

NI No.	LAA Indicator	Progress	Target
NI 019 - Rate of proven re-offending by young offenders			

Overall Progress

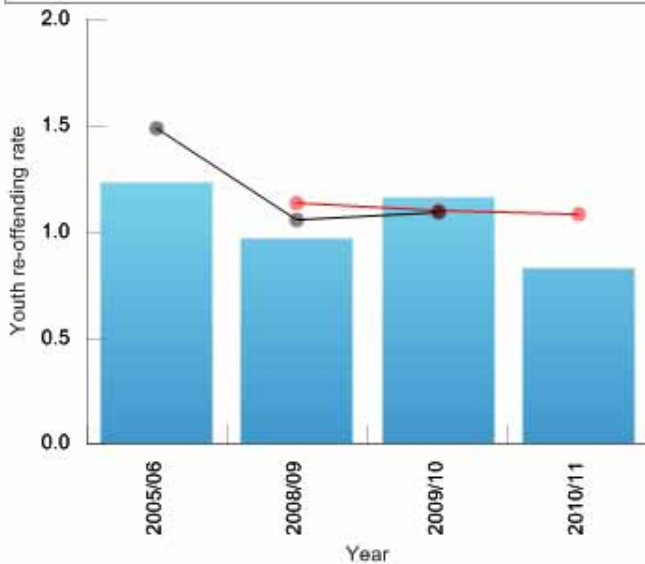
Over the 3 year period the number of young people reoffending has reduced year on year. The target for year one was met, year two narrowly missed, early indications for year three are that it will also be narrowly missed and this applies to the accumulative locally agreed three year target. The national target is likely to be met.

Coventry has successfully embedded the Integrated Offender Management model (IOM) which requires partners to simplify, join up and streamline offender focussed programmes and processes. This has ensured that those young people that present the most risk of reoffending are effectively targeted. This has resulted in a consistently low number of identified Priority & Prolific Offenders (PPOs) over the last 3 years (average five a year). PPOs are young people who cause a disproportionate amount of crime and disorder in our communities increasing feelings of unease and the fear of crime.

Early identification through Deter activity has prevented an escalation into persistent offending for many young people.

SCS Theme 3 - A safer and more confident Coventry

Priority: Work in partnership to change the behaviour of the most persistent offenders and reduce re-offending



A cohort of young people is tracked 12 months from the date of the disposal or release, to determine the total number of offences they commit during the tracking period, that lead to a pre-court or court disposal within 3 months of the end of the tracking period. The indicator is the average number of offences per young person in the cohort.

● LAA Targets



Low is good

Estimated performance of 0.83 at 31 December 2010



Off Target Target 2010/11: 1.09

- Youth Offending Service Family Group (YOSFG) average performance 2009/10: 1.10 and Coventry's calculated rank: Lower Middle Quartile
- England average performance 2009/10: 1.02
- Baseline: 1.24 / 2005

Coventry	1.24	0.97	1.17	0.83
YOSFG Average	1.49	1.06	1.10	
LAA Targets		1.14	1.11	1.09

The Performance Story

The estimated position at the end of December 2010 for this indicator is 0.83 which means we are unlikely to meet the target of 1.09 by the end of the year. Of the 134 young people in our year 3 cohort, 44 (33% of cohort) have gone on to re-offend, committing 112 offences. The reduction in cohort size (235 to 134) for this year has put the target at risk as the re-offending rate is more sensitive to individuals with high offending rates. Over the 3 year LAA period we have seen less young people re-offending with end of December 2010 figures showing a reduction of 51% from the same period in 2008/09. Unfortunately, the indicator does not reflect the numbers offending only the re-offending rate.



Coventry Youth Offending Service (CYOS) was subject to an Inspectorate of Probation Core Case Inspection in November 2010 and their published results, when compared to their 5 family members, which have also been inspected, identify CYOS as having the highest score (high being positive) in relation to the work undertaken to reduce the likelihood of reoffending. CYOS were either first or second in the three primary inspection strands (action to protect the young person, action to protect the public and individual less likely to reoffend).

The Integrated Offender Management approach is proving successful (where key partners meet regularly to identify regional and local strategic activity and area and local delivery). A top down review (from West Midlands Criminal Justice Board through to local operational groups) is currently being undertaken to ensure we remain fit for purpose. The new Cross - Phase Multi - disciplinary Area Groups which became operational early 2011 may impact positively on reoffending as we know there is a strong correlation between offending and young people who are disengaged from education. These groups are tasked with removing barriers to learning.

3. A safer and more confident Coventry

**Priority
4**

Work with families and individuals causing concern in local neighbourhoods through tailored programmes

NI No.	LAA Indicator	Progress	Target
NI 111	First time entrants to the criminal justice system aged 10-17		

Overall Progress

Since 2007 Coventry has been successful in securing external Government funding to develop and deliver its prevention and family support programmes.

This funding has allowed Coventry to provide a number of evidence-based prevention, parenting and family support interventions. These range from level 1 universal parenting seminars and programmes through to level 4 targeted one to one work and intensive support to families experiencing multiple problems. These families are often known to many agencies due to their chaotic lifestyle which can impact on their children and local communities in which they live.

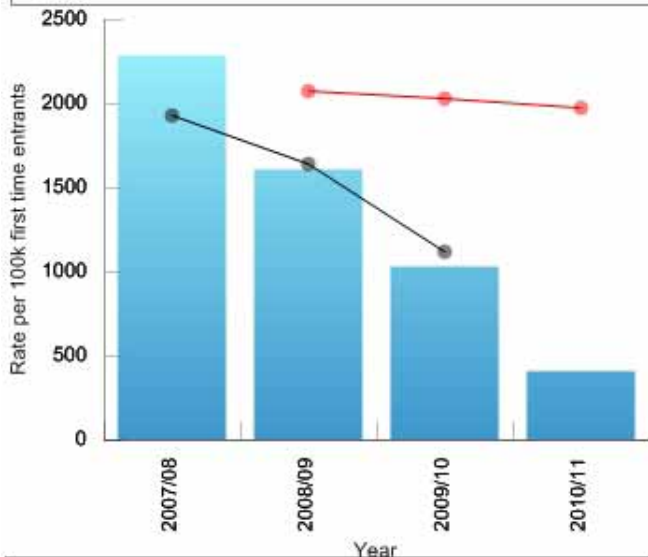
The interventions are delivered through:

- Parenting Early Intervention Pathfinder, which co-ordinates and delivers a range of parenting programmes to meet the needs of parents across the full spectrum of need. (Levels 1 - 4)
- Family Intervention Projects (FIP), (including Anti Social Behaviour, Youth Crime, Women Offender and Housing Challenge FIPs), which delivers intensive support to families based on a successful key worker approach, to address the causes of their behaviour (Levels 3/4)
- Multi Disciplinary Teams, which provide intensive family support (Levels 2/3).
- Youth Offending Service Prevention Programmes, which provide interventions to young people at risk of offending or involved in anti-social behaviour and their families.

These interventions, together with the use of the Common Assessment Framework, increases the likelihood of positive outcomes for the children and the family as a whole and also improves life for neighbours and the community in which they live.

SCS Theme 3 - A safer and more confident Coventry

Priority: Work with families and individuals causing concern in local neighbourhoods through tailored programmes



This is the rate of first time entrants to the criminal justice system where first time entrants are defined as young people (aged 10 – 17) who receive their first substantive outcome (relating to a reprimand, a final warning with or without an intervention, or a court disposal for those who go directly to court without a reprimand or final warning).

● LAA Targets ↓ Low is good

Performance of 419 is provisional for 2010/11

- On Target Target 2010/11: 1981
- Youth Offending Service family group average performance 2009/10: 1132 and Coventry's calculated rank: Top Quartile

England average performance 2009/10: Not available

Baseline: Revised 2290 / 2007/08

	2007/08	2008/09	2009/10	2010/11
Coventry	2,290	1,620	1,036	419
YOSFG Average	1,943	1,652	1,132	
LAA Targets		2,084	2,042	1,981

The Performance Story



2010/11 provisional performance of 419 first time entrants per 100,000 means that the LAA target of no more than 1981 per 100,000 has been met. Performance is 79% under target.

Key activities include improved identification and targeting of young people at risk of offending. Partnership working ensures that those at risk can be offered a wide range of diversionary activities and access to specific services. The Think Family approach, including Family Intervention Projects and the delivery of evidence based parenting programmes, has assisted positive change for families with severe and complex needs. Local Case Management Forums aligned to new Police boundaries commenced in April 2010. These multi-agency forums identify young people at risk of offending and put in place support plans that will enable them to curtail that behaviour.

Proportionate crime recording, operated by the Police, enables low level offending to be managed through local community resolution. The Youth Offending Service (YOS) Triage programme also supports young people at risk of becoming involved in the Youth Justice System at point of arrest. Triage is a pre-court disposal which allows young people, between the ages 10 and 17, who have committed a criminal offence, the chance to be dealt with, without criminalisation. Triage aims to reduce serious youth crime through early identification of risk. It utilises community interventions and signposts young people to positive activities in their community. Since the scheme became operational in March 2010, 152 young people have been offered a Triage intervention. Of the 152 cases, 13 have been returned to the police for Reprimand/Final Warning for a number of reasons including non-engagement and 3 young people were out of area. 18 of the 152 young people have been rearrested and have received a final warning or community sentence. Of the 18 young people, 6 had previously not completed the Triage programme and been returned for Reprimand/Final Warning. 9 of the 152 young people received more intensive support from the YOS prevention team.

4. Making Coventry's streets, neighbourhoods, parks and open spaces attractive and enjoyable places to be

Priority 1 Improve street cleanliness in Coventry, especially in neighbourhoods involved in the New Deal for Communities and Your Neighbourhood Matters programmes and in areas of high density housing

NI No.	LAA Indicator	Progress	Target
NI 195a - Improved street and environmental cleanliness - levels of litter			

Overall Progress

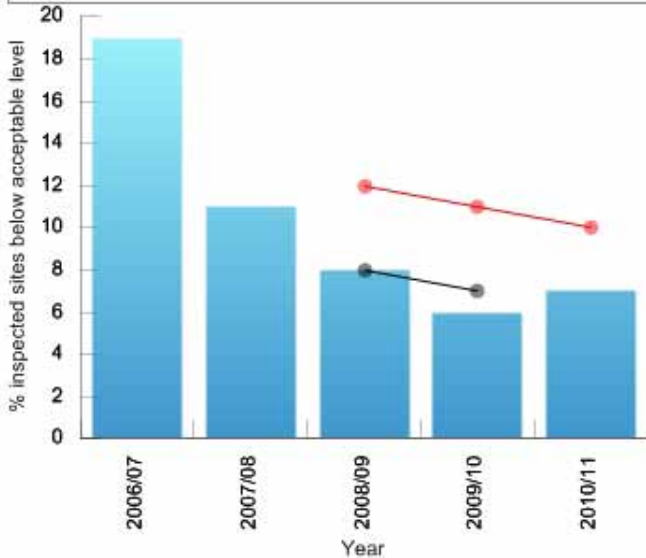
Coventry's Neighbourhood Matters Programme areas correlate with Coventry's priority neighbourhoods and contain large proportions of Coventry's high density housing areas. Absolute performance improved in Coventry's priority neighbourhoods with levels of litter falling from 14% in 2009/10 to 10% in 2010/11. In addition, the gap between Coventry's priority and non priority neighbourhoods has reduced from 2.43% for 2009/10 to 2% for 2010/11.

The Fundamental Service Review of the Street Cleansing & Grounds Service has been completed. A new model was implemented in a phased roll-out which commenced on the 19th April 2010, with full implementation in all three areas of the City (North East, North West & South) by 14th June 2010.

The Equality Impact Assessment carried out as part of this review states that the new "deployment framework recognises that some areas of the City require additional resources to deliver the required service outcomes". This means that resources are targeted to make a greater difference in cleanliness in Neighbourhood Matters Programme areas.

SCS Theme 4 - Making Coventry's streets, neighbourhoods, parks and open spaces attractive and enjoyable places to be

Priority: Improve street cleanliness in Coventry, especially in neighbourhoods involved in the New Deal for Communities and Your Neighbourhood Matters programmes and in areas of high density housing



This is the percentage of relevant land and highways that is assessed as having deposits of litter, detritus, graffiti and fly-posting that fall below an acceptable level. Based on surveys carried out over three four month periods.

● LAA Targets ↓ Low is good

Performance of 7% provisional for 2010/11

■ On Target Target 2010/11: 10%

● Metropolitan district councils' average performance 2009/10: 7% and Coventry's calculated rank: Upper Middle Quartile

England average performance 2009/10: 5%

Baseline: 19% / 2006/07

Coventry	19%	11%	8%	6%	7%
Mets Average			8%	7%	
LAA Targets			12%	11%	10%

The Performance Story

Performance of 7% is provisional for 2010/11 which meets the LAA target of no more than 10%. In addition the gap between the priority and non-priority neighbourhoods has reduced from 2.43% for 2009/10 to 2% for 2010/11.



The Fundamental Service Review of the Street Cleansing & Grounds Service has been completed. A new model was implemented in a phased roll-out which commenced on the 19th April 2010, with full implementation in all three areas of the City (North East, North West & South) by 14th June 2010. Since implementation there has been a need to revise some of the schedules in order to meet the objectives of the new model, which expects to achieve improved standards of cleanliness by delivering mixed cleansing and grounds maintenance services on an area basis, to meet the needs of individual neighbourhoods, as well as improved monitoring and support to front line operations. It was during this embedding period that the first and second tranche of inspections took place, resulting in a slight decline, which was recovered in tranche 3 by an improvement in performance.

Streetpride is developing links with a range of stakeholders in the 3 areas and continues to develop local performance management systems with front line operational staff to establish a framework for improved monitoring and control.

4. Making Coventry's streets, neighbourhoods, parks and open spaces attractive and enjoyable places to be

**Priority
2**

Reduce fly-tipping in problem areas of the city

NI No.	LAA Indicator	Progress	Target
NI 196	Improved street and environmental cleanliness - fly tipping		

Overall Progress

The target was to achieve a "1 - very effective" status in accordance with the DEFRA Flycapture methodology. To achieve this target we were required to achieve 5% reductions in fly tipping year on year and increase enforcement actions by 5% year on year.

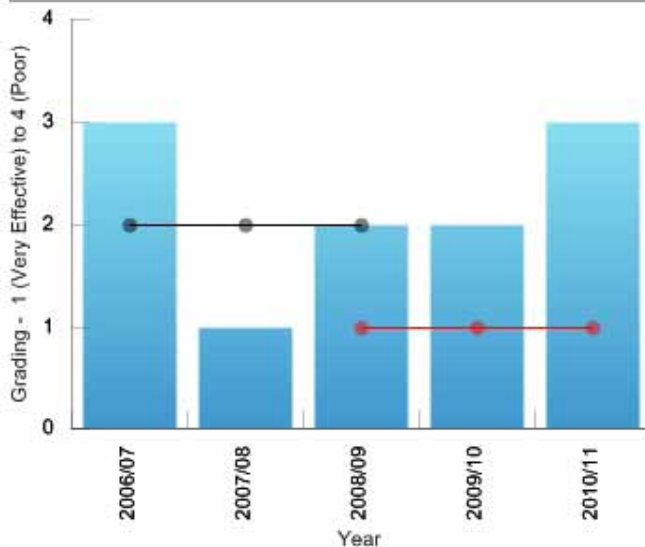
Over the course of the 3 year target period we have increased our enforcement actions year on year and have successfully brought more offenders to justice; this has been achieved despite reduced resources in the final target year. Over the same 3 year period we have also reduced fly tipping by approximately 8%, but unfortunately in the last year we saw a slight increase. The criteria are quite strict and therefore, despite achieving all other aspects of the target, our classification in the 3rd and final year was deemed to be "3 - not effective".

The vast majority of Coventry's fly tipping problem, with the exception of tyres, now consists of small domestic fly tips resulting from local people fly tipping in their immediate neighbourhood. For the City to continue to tackle fly tipping we will need to maintain progress in deterring commercial fly tippers, but in addition we will need to reduce domestic fly tipping. This is more difficult because it tends to be more random in nature and therefore more difficult to detect and apprehend offenders. Therefore, if we are to achieve this target, we will need to change the culture of residents fly tipping items in the street.

We have completed a pilot project in a problem area to educate residents regarding how waste should be presented for collection so as to discourage "side waste" being placed on the streets. Part of these measures will also be to ensure that wheeled bins are presented on the street for emptying at prescribed times only. Bins permanently left on the streets generate complaints from the public, making street sweeping more difficult which detrimentally affects the NI 195 score. This pilot project is now being "rolled out" and if necessary, we will be using our enforcement powers to help un-clutter our streets and make fly tipping more difficult.

SCS Theme 4 - Making Coventry's streets, neighbourhoods, parks and open spaces attractive and enjoyable places to be

Priority: Reduce fly-tipping in problem areas of the city



The measures a local authority's performance based on a combination of year on year change in total incidents of fly-tipping dealt with, and enforcement actions taken against fly-tipping. It is scored from 1 (Very Effective) to 4 (Poor).

● LAA Targets

↓ Low is good

Performance of 3 - Not Effective is provisional for 2010/11

■ Off Target Target 2010/11: 1 (Very Effective)

● Metropolitan district councils' average performance 2008/09: 2

English councils' 2008/09 average performance: 2 and Coventry's rank: In the best 25%

Baseline: 3 / 2006/07

Coventry	3	1	2	2	3
Mets Average	2	2	2		
LAA Targets			1	1	1

The Performance Story

Performance of "not effective" is provisional for 2010/11 which will mean that we have not met the LAA target of 1 - Very Effective. At the end of the second year our status was "Effective". Whilst we have been successful in reducing total fly tipping over the past three years and bringing more offenders to justice, the recent "spike" in fly tipping has meant that we did not meet this target.







The vast majority of Coventry's fly tipping problem, with the exception of tyres, now consists of small domestic fly tips resulting from local people fly tipping in their immediate neighbourhood. For the City to continue to tackle fly tipping we will need to maintain progress in deterring commercial fly tippers, but in addition we will need to reduce domestic fly tipping. This is more difficult because it tends to be more random in nature and therefore more difficult to detect and apprehend offenders. Therefore, if we are to achieve this target, we will need to change the culture of residents fly tipping items in the street.

We have completed a pilot project in a problem area to educate residents regarding how waste should be presented for collection so as to discourage "side waste" being placed on the streets. Part of these measures will also be to ensure that wheeled bins are presented on the street for emptying at prescribed times only. Bins permanently left on the streets generate complaints from the public, making street sweeping more difficult which detrimentally affects the NI 195 score. This pilot project is now being "rolled out" and if necessary, we will be using our enforcement powers to help unclutter our streets and make fly tipping more difficult.

5. Ensuring children and young people are safe and enjoy, achieve and make a positive contribution to Coventry

**Priority
1**

Improve the outcomes for children in need e.g. children with a disability, looked after children, and young carers - social care

NI No.	LAA Indicator	Progress	Target
NI 51	Effectiveness of child and adolescent mental health (CAMHS) services		
NI 59	Percentage of initial assessments for children's social care carried out within 7 working days		
NI 63	Stability of placements of looked after children: length of placement		

Overall Progress

CAMHS Services have improved this year, receiving full marks in our self assessment. The improvement in performance is particularly due to the introduction of the revised inpatient protocols and the recruitment of a transitional worker for 16-17 year olds. The integration of CAMHS learning Difficulties and Disabilities with the wider CAMHS services also improved performance.

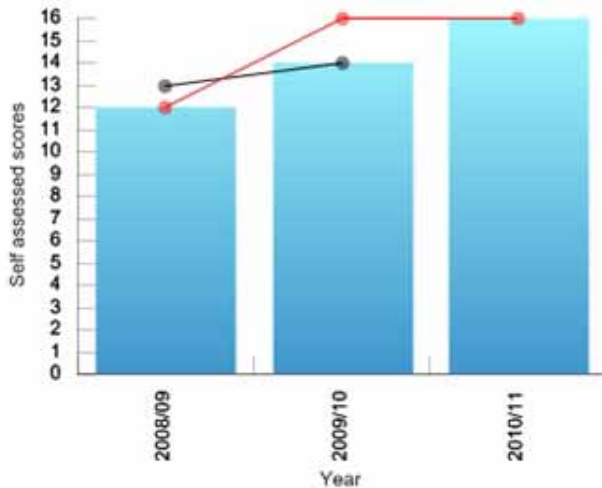
Timeliness of Initial Assessments has declined nationally, and Coventry is no exception to this. Nationally next year there will be less focus on achieving the set timescales, this is due to the recommendations laid out in the recent Munro Review of Child Protection.

Long term stability of placements for looked after children has declined slightly and is now very slightly below target. However performance is still comparable to the National Average. It is also anticipated that performance will improve due to new initiatives in the coming year.

Wider outcomes for children in need and looked after children are generally good, and this has been reflected in the recent Ofsted inspection of Safeguarding and Looked After Children. However the inspection also highlighted some issues with ensuring that Coventry's looked after children were healthy, and this is therefore likely to be a priority in the coming year.

SCS Theme 5 - Ensuring children and young people are safe and enjoy, achieve and make a positive contribution to Coventry

Priority: Improve the outcomes for children in need e.g. children with a disability, looked after children, and young carers




This indicator is based on a self assessment of how effectively mental health services meet children's mental health needs. The result is an aggregated score of 1 to 4 for each of the four questions assessed.

 LAA Targets  High is good

Performance of 16 for 2010/11

 On Target Target 2010/11: 16

 Metropolitan district councils' average performance 2009/10: 14 and Coventry's calculated rank: Upper Middle Quartile

England average performance 2009/10: 15

Coventry	12	14	16
Mets Average	13	14	
LAA Targets	12	16	16

Baseline: / New Indicator

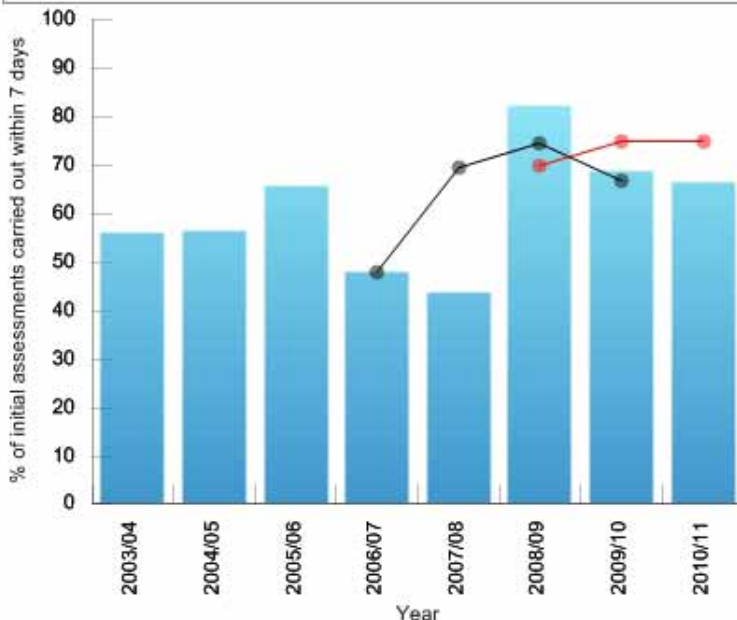
The Performance Story

Performance of 16 for 2010/11 meets the LAA target of 16. There are four component parts for this indicator, each with a maximum score of 4. At the end of 2009/10 the score was 14. This year the score increased in two areas - services for 16 & 17 year olds and learning difficulties and disabilities.

In the area of services for 16 & 17 year olds the score increased with the introduction of the revised inpatient protocols and the recruitment of a transitional worker. Whilst in the area of learning difficulties and disabilities the integration of CAMHS Learning Difficulties and Disabilities and CAMHS increased the score.

SCS Theme 5 - Ensuring children and young people are safe and enjoy, achieve and make a positive contribution to Coventry

Priority: Improve the outcomes for children in need e.g. children with a disability, looked after children, and young carers



This is the number of initial assessments completed in the period between 1 April and 31 March, within seven working days of referral, as a percentage of the total number of initial assessments completed in the period.

● LAA Targets ↑ High is good

Performance of 66.5% is provisional for 2010/11

■ Off Target Target 2010/11: 75%

● Children's Services Statistical Neighbours (CSSN) average performance 2009/10: 66.8% and Coventry's calculated rank: Upper Middle

England average performance 2009/10: 67.3%

Baseline: 47.9% / 2006/07

Coventry	56.3%	56.6%	65.8%	47.9%	43.9%	82.3%	68.8%	66.5%
CSSN Average			47.9%	69.7%	74.6%	66.8%		
LAA Targets					70%	75%	75%	

The Performance Story

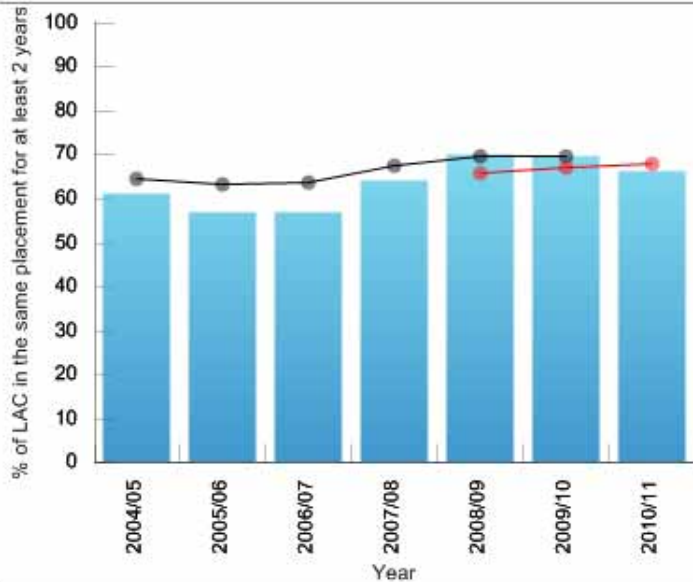
The provisional data shows 66.5% of initial assessments were completed within 7 working days of referral. This means the target of 75%, was not met. The national timescale for completion has now increased from 7 to 10 working days since 1st April 2011. This may assist Neighbourhood Services to meet the target next time.

The drop in performance is due to a combination of factors including, the increase in the number of referrals to the Referral and Assessment (RAS) Service. This has led to RAS experiencing challenges in dealing with new work coming in whilst at the same time, actively working with those complex cases awaiting transfer. The timely transfer of work out of RAS into Neighbourhood teams is crucial to improving performance.

Risks towards achieving the target for this NI include, the flow of work out of RAS and into the Neighbourhood Teams (in a timely manner), work-load issues for staff in Neighbourhoods and stability of staffing within Neighbourhoods. In addition, the loss of staff within Multi Disciplinary Teams (MDTs) has affected the capacity of RAS to transfer work out into the Common Assessment Framework arena. These issues are constantly being addressed by efforts to recruit and retain Social Workers in RAS, the Neighbourhood Teams and MDTs.

SCS Theme 5 - Ensuring children and young people are safe and enjoy, achieve and make a positive contribution to Coventry

Priority: Improve the outcomes for children in need e.g. children with a disability, looked after children, and young carers



This is the percentage of looked after children aged under 16 at 31 March who had been looked after continuously for at least 2.5 years who were living in the same placement for at least 2 years, or are placed for adoption and their adoptive placement together with their previous placement together last for at least 2 years.

● LAA Targets  High is good

Performance of 66.2% is provisional for 2010/11

 Off Target Target 2010/11: 68%

● Children's Services Statistical Neighbours (CSSN) average performance 2009/10: 69.6% and Coventry's calculated rank: Lower Middle

England average performance 2009/10: 68.0%

Baseline: 57.1% / 2006/07

Coventry	61.1%	57.1%	57.1%	64.0%	70.0%	69.5%	66.2%
CSSN Average	64.5%	63.4%	63.8%	67.6%	69.8%	69.6%	
LAA Targets					66%	67%	68%

The Performance Story

The provisional performance for 2010/11 is 66.2%, which means that the target of 68% will not be met. This figure is lower than last year's outturn and this year's quarter 3 figure, but compares well with the all England average.

The Children's Services Improvement Plan (CSIP) includes as part of Project 4, a focus on developing an integrated support service, to support existing placements and reduce the numbers of new admissions to care. It is anticipated that this will improve performance for this indicator.

Mechanisms for Permanency Planning have been reviewed and a streamlined process has been identified to deliver better outcomes for Looked after Children (LAC). The new Permanency Panel met for the first time on April 26th 2011 and will continue to meet on a monthly basis.

In addition, monthly performance monitoring is underway for Adoption, Fostering, Looked after Children (LAC) Services, and Residential and Family and Adolescent Support Service (FASS) teams to help identify any drift in cases and whether targets are being met.

The FASS team is now fully integrated into Specialist Services. An evaluation of the effectiveness of FASS was completed in quarter 4 and will be reported through CSIP.

We have also applied for funding for KEEP, which is a pilot placement stability project for Foster Carers. It is anticipated that the outcomes of this pilot will help improve performance for this indicator.

5. Ensuring children and young people are safe and enjoy, achieve and make a positive contribution to Coventry

Priority 2	Ensure that children are more ready for school
-----------------------	-------------------------------------------------------

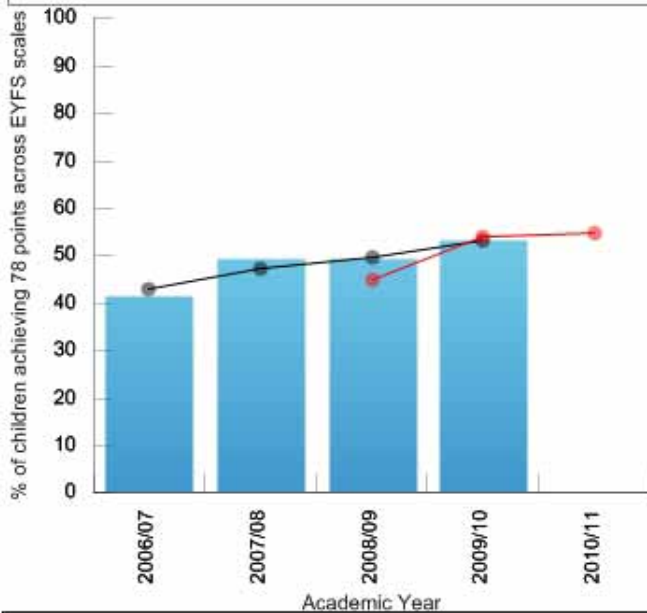
NI No.	LAA Indicator	Progress	Target
NI 072	Achievement across the Early Years Foundation Stage		

* For all attainment indicators the performance reported is for the 2009/10 academic year which relates to the 2009/10 LAA targets

Overall Progress	<p>The Early Years Foundation Stage (EYFS) profile is a statutory framework which covers the child's learning, development and welfare from birth to the end of the academic year in which they turn 5. In 2010 there was a 4% improvement in the proportion of children achieving the expected level of achievement on the EYFS against NI 72, representing good progress towards the 2010 target. The rate of progress is fastest in schools receiving targeted intervention and support from the Local Authority. All early years settings are provided with targeted intervention, challenge and support in proportion to need and a revised review and intervention policy is tackling any under performance.</p> <p>In 2009/10, the proportion of schools judged good or better by Ofsted for early years provision was 71% with 8% outstanding. No schools have inadequate provision.</p> <p>Significant improvement in Ofsted outcomes in Children's Centres and the PVI sector. To the end of October 2010 76% good or better, with 16% outstanding. No PVI sector had an inadequate judgement.</p> <p>A new training programme for leaders and managers on self-evaluation and strategic planning has had significant impact with improved confidence and practice. This has helped settings improve their quality of provision and outcomes for children and young people.</p>
-------------------------	-------------------------------------------------------------------------------------------------------------------------------------------------------------------------------------------------------------------------------------------------------------------------------------------------------------------------------------------------------------------------------------------------------------------------------------------------------------------------------------------------------------------------------------------------------------------------------------------------------------------------------------------------------------------------------------------------------------------------------------------------------------------------------------------------------------------------------------------------------------------------------------------------------------------------------------------------------------------------------------------------------------------------------------------------------------------------------------------------------------------------------------------------------------------------------------------------------------------------------------------------------------------------------------------------------------------------------------------------------------------------------------------

SCS Theme 5 - Ensuring children and young people are safe and enjoy, achieve and make a positive contribution to Coventry

Priority: Ensure that children are more ready for school



This is the number of children achieving 78 points across all 13 Early Years Foundation Stage Profile scales with at least 6 points or more in each of the Personal, Social and Emotional Development and Communication, Language and Literacy scales, expressed as a percentage of the total number of children assessed.

● LAA Targets ↑ High is good

Performance of 53.3% for Academic Year 2009/10

■ Off Target Academic Year 2009/10

Target Academic Year 2009/10: 54%

● Children's Services Statistical Neighbours (CSSN) average performance Academic Year 2009/10: 53.2% and Coventry's calculated rank: Upper Middle
 England average performance Academic Year 2009/10: 56.0%

Baseline: 41.4% / Academic Year 2006/07

	2006/07	2007/08	2008/09	2009/10	2010/11
Coventry	41.4%	49.5%	49.4%	53.3%	
CSSN Average	43.2%	47.5%	49.7%	53.2%	
LAA Targets			45%	54%	55%

The Performance Story









At 53.3% for the academic year 2009/10 performance was just below the target of 54%. This represents a 3.9% point improvement on the 2009 performance of 49.4%, a figure which remained static for 2 years prior to this year's good improvement.

A targeted intervention and support programme was successfully delivered and there is a direct correlation between a high level of Local Authority support and improved outcomes in schools and early settings. This has made a significant impact on improving the quality of provision and outcomes, particularly for the lowest achieving children. This highly targeted approach continues in 2010/11 for the schools and settings most in need of improvement. The Communication, Language and Literacy Development (CLLD) programme is having a positive impact on raising standards in CLL, particularly Linking Sounds and Letters, and the focus on personal social emotional development and CLL has continued to improve outcomes in these areas in 2010 with good improvements on related scale points.

A detailed action plan is in place to maintain this rate of improvement through the annual integrated training and development programme and through focused intervention, challenge and support with settings. This intervention and support is being targeted in proportion to need. A city-wide programme of self-evaluation and review is identifying strengths and priorities for further improvement in all early years providers across the City.

5. Ensuring children and young people are safe and enjoy, achieve and make a positive contribution to Coventry

Priority 3 Continue to work with schools and stakeholders to improve educational standards at ages 7,11, 14 & 16

NI No.	LAA Indicator	Progress	Target
NI 73	Achievement at level 4 or above in both English and Maths combined at Key Stage 2		
NI 75	Achievement of 5 or more A* - C grades at GCSE or equivalent including English and Maths		
NI 93	Progression by 2 levels in English between Key Stage 1 and Key Stage 2		
NI 94	Progression by 2 levels in Maths between Key Stage 1 and Key Stage 2		

* For all attainment indicators the performance reported is for the 2009/10 academic year which relates to the 2009/10 LAA targets

Overall Progress

In 2010 at Key Stage 1 (7-year olds) there has been continued improvement in reading, writing and mathematics at the expected level and in writing at the higher level. At Key Stage 2 (11-year olds) there was a 4% improvement in the number of children making the expected rate of progress in mathematics and English.

The proportion of children achieving the expected level in English and mathematics at the end of Key Stage 2 in 2010 improved by 5% and is now in line with the national average. There was a significant 7% improvement in writing and performance at the higher level also improved.

GCSE results for 2010 shows significant improvement on all key measures. The students attaining 5 A* - C grades including English and Maths rose by nearly 4% to 51.7% and for 5 A* - C grades by over 12% to 82.2%. The proportion of students achieving at least 5 A* - G GCSE passes increased by 2.2% to 94.7%.

The progress of students from Key Stage 2 to Key Stage 4 continued to significantly improve in 2010, equivalent to every student improving by two and a half grades above the mean.

Intervention programmes are being implemented to improve children's progress in English and Mathematics between Key Stage 1 and Key Stage 2. Dialogue with schools as part of the School Improvement Partner challenges Programme monitors and challenges standards and rates of pupil progress. This includes the collection and analyses of data on the progress of all children. This data analysis identifies intervention programmes to support any under-achieving child or vulnerable group. A comprehensive training and development programme is in place across the City to continue to improve teaching and learning in English and Maths.

5. Ensuring children and young people are safe and enjoy, achieve and make a positive contribution to Coventry

**Priority
3**

Continue to work with schools and stakeholders to improve educational standards at ages 7,11, 14 & 16

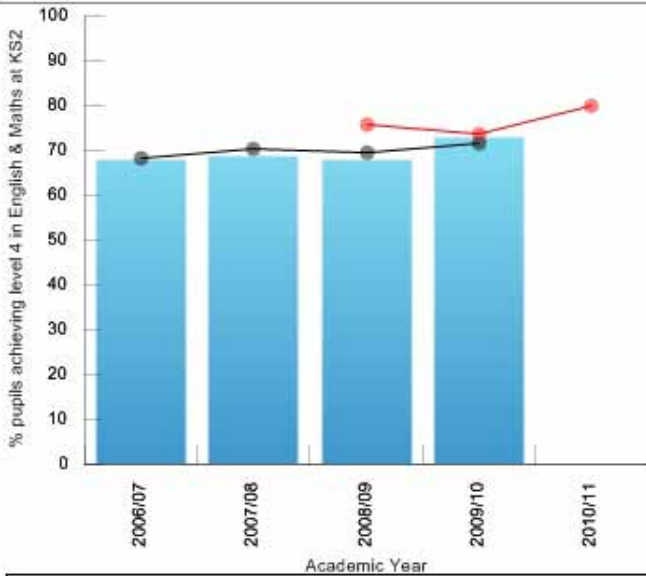
**Overall
Progress**

The City's Overcoming Barriers to Learning Programme is being successfully implemented, and engaging Headteachers and Local Authority colleagues in implementing the next phase of the cross-phase multi-disciplinary programme across educational providers in Coventry.

The success of targeted intervention, challenge and support by Local Authority Advisers, Consultants and Advanced Skills Teachers in partnership with schools, has resulted in sustained and significant improvement for year on year outcomes for young people at the end of Key Stage 4 (children aged 16). Detailed student level data analysis and tracking is undertaken to monitor progress. All schools have robust student tracking, target setting and intervention plans in place at Key Stage 4, which monitor individual student progress each half term. Collaboration and partnership work with Secondary Head teachers, including through the Overcoming Barriers to Learning Programme, has had a significant impact on improving performance.

SCS Theme 5 - Ensuring children and young people are safe and enjoy, achieve and make a positive contribution to Coventry

Priority: Continue to work with schools and stakeholders to improve educational standards at ages 7,11, 14 & 16



This is the number of pupils achieving Level 4+ in both English and Maths at Key Stage 2(KS2) as a percentage of the number of pupils at the end of KS2 with valid National Curriculum test results in both English and maths.

● LAA Targets High is good

Performance of 73.0 % for Academic Year 2009/10

Off Target Academic Year 2009/10
Target Academic Year 2009/10: 74%

● Children's Services Statistical Neighbours (CSSN) average performance Academic Year 2009/10: 72% and Coventry's calculated rank: Median

England average performance Academic Year 2009/10: 74%

Baseline: 68% / Academic Year 2006/07

Coventry	68.0%	69.0%	68.0%	73.0%	
CSSN Average	68.4%	70.5%	69.7%	72.0%	
LAA Targets			76%	74%	80%

The Performance Story

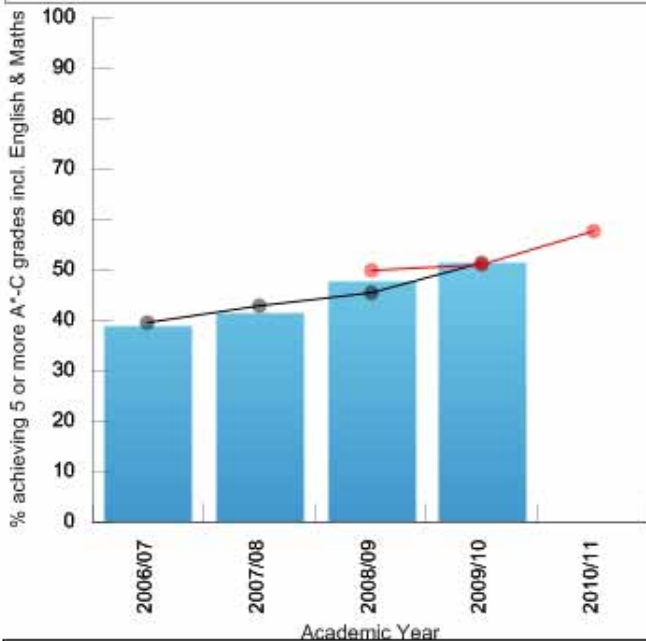
The performance of 73% for academic year 2009/10 means that the LAA target was not met. However this does represent a 5% point increase on 2008/09 at 68% and this rate of improvement is over twice the national rate of 2% points. Good progress was made at level 5 with a 5% point increase in English overall, a 4% point increase in reading and a 1% increase in both maths and writing. Underachieving groups, for example significant ethnic minority groups and transient pupils, have improved their performance.

Pupils vulnerable to achieving a Level 4+ in both English and maths have been identified at City wide and individual school level through the School Improvement Partner Programme with each school. The progress of children is being tracked and monitored effectively and intervention and support programmes for children at risk of achieving the expected level are being implemented.

Targeted interventions and support programmes are in place to improve outcomes further through the Local Authority Consultant and Adviser teams. There is a focus on tracking pupil progress and implementing intervention programmes that will make the most difference to the rates of progress for these groups of pupils. The 1:1 tuition programme is having a good impact and addresses areas of weakness in English or maths that could prevent a child making good progress. The City's Overcoming Barriers to Learning Programme is making a contribution to this. All schools are categorised against key performance criteria and targetted intervention support programmes are in place according to need.

SCS Theme 5 - Ensuring children and young people are safe and enjoy, achieve and make a positive contribution to Coventry


Priority: Continue to work with schools and stakeholders to improve educational standards at ages 7, 11, 14 & 16



This is the number of pupils achieving 5 or more A*-C or equivalent including English and Maths at Key Stage 4 (KS4) as a percentage of the number of pupils at the end of KS4.

● LAA Targets  High is good

Performance of 51.7% for Academic Year 2009/10

 On Target Academic Year 2009/10

Target Academic Year 2009/10: 51.4%

● Children's Services Statistical Neighbours (CSSN) average performance Academic Year 2009/10: 51.8% and Coventry's calculated rank: Median

England average performance Academic Year 2009/10: 55.3%

Baseline: 38.9% / Academic Year 2006/07

	2006/07	2007/08	2008/09	2009/10
Coventry	38.9%	41.8%	47.8%	51.7%
CSSN Average	39.9%	43.2%	45.6%	51.8%
LAA Targets			50.0%	51.4%
				58.0%

The Performance Story

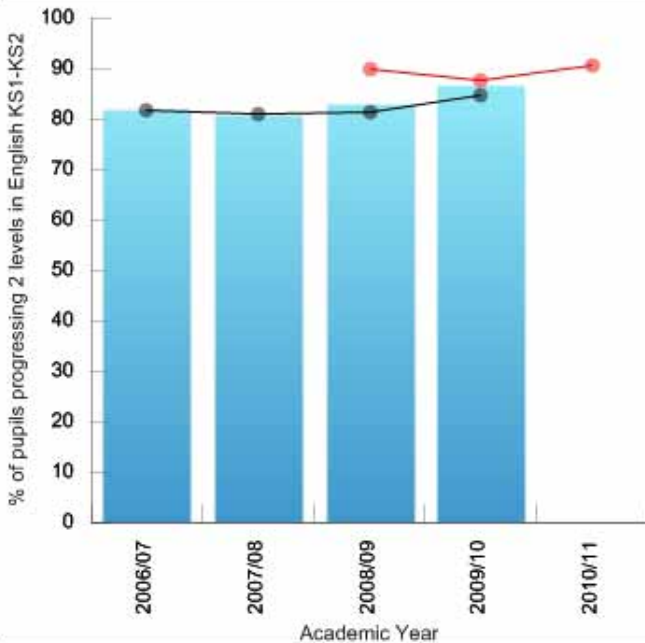
Data of 51.7% for academic year 2009/10 means the LAA target has been met. The proportion of students achieving 5 GCSE A*-C (including English and maths) increased by 3.9 percentage points from 47.8%. This is the same as the 4% national trend of improvement. Results in 2010 saw yet again the greatest ever improvement for students attaining higher grades in any five subjects with a rise of 12.2% to 82.2%. For the second year running Coventry has exceeded the national average and is now 6% points above the national.

The success of targeted intervention, challenge and support by Local Authority Advisers, Consultants and Advanced Skills Teachers in partnership with schools has resulted in sustained and significant improvement year on year in outcomes for young people at the end of Key Stage 4.

Detailed student level data analysis and tracking is undertaken by the School Improvement Partner in each school to monitor and challenge progress and support the delivery of appropriate interventions. All schools have robust student tracking, target setting and intervention plans in place at Key Stage 4 which monitor individual student progress each half term. The excellent collaboration and partnership work with Secondary Headteachers, including through the Overcoming Barriers to Learning Programme, has a significant impact on improving performance.

SCS Theme 5 - Ensuring children and young people are safe and enjoy, achieve and make a positive contribution to Coventry

Priority: Continue to work with schools and stakeholders to improve educational standards at ages 7, 11, 14 & 16



This is the number of pupils at the end of Key Stage 2 (KS2) making 2 levels progress in English between Key Stage 1 (KS1) and KS2, as a percentage of the number of pupils at the end of KS2 with valid National Curriculum test results.

● LAA Targets ↑ High is good

Performance of 87% for Academic Year 2009/10

■ Off Target Academic Year 2009/10

Target Academic Year 2009/10: 88%

● Children's Services Statistical Neighbours (CSSN) average performance Academic Year 2009/10: 85% and Coventry's calculated rank: Top Quartile

England average performance Academic Year 2009/10: 85%

Baseline: 82% / Academic Year 2006/07

Coventry	82.0%	81.0%	83.0%	87.0%	
CSSN Average	81.9%	81.2%	81.6%	85.0%	
LAA Targets			90%	88%	91%

The Performance Story

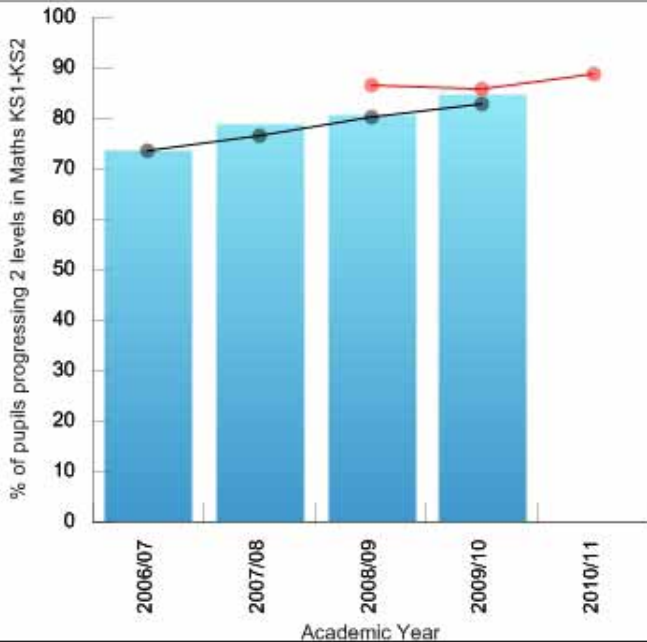
The performance of 87% for academic year 2009/10 means that the LAA target was not met by 1%, against a target of 88%. There was a good 4% improvement from 2008/09, reversing a declining trend. This is more than twice the national rate of increase and performance now exceeds the national average by 3% points.

Dialogue with all schools as part of the School Improvement Partner Programme is focused on monitoring standards and rates of pupil progress, including the collection and scrutiny of data on the progress of all children in reading and writing in every year group. This data analysis identifies intervention programmes to support any child under-achieving or vulnerable groups. A range of intervention programmes are used, including 1:1 tuition and specific strategies to improve English, for example Read, Write, Inc.

Continuing to improve standards and pupil progress in English is a priority for all primary schools across the City, supported by Local Authority challenge and support programmes. Targeted intervention and support is provided to all schools that face challenges in meeting their statutory targets.

SCS Theme 5 - Ensuring children and young people are safe and enjoy, achieve and make a positive contribution to Coventry


Priority: Continue to work with schools and stakeholders to improve educational standards at ages 7, 11, 14 & 16




This is the number of pupils at the end of Key Stage 2 (KS2) making 2 levels progress in maths between KS1 and KS2, as a percentage of the number of pupils at the end of KS2 with valid National Curriculum test results.

 LAA Targets  High is good

Performance of 85% for Academic Year 2009/10

 Off Target Academic Year 2009/10

Target Academic Year 2009/10: 86%

 Children's Services Statistical Neighbours (CSSN) average performance Academic Year 2009/10: 83% and Coventry's calculated rank: Top Quartile

England average performance Academic Year 2009/10: 83%

Baseline: 74% / Academic Year 2006/07

	Academic Year			
Coventry	74.0%	79.0%	81.0%	85.0%
CSSN Average	74.0%	77.0%	80.6%	83.0%
LAA Targets			87%	86%
				89%

The Performance Story

The performance of 85% for academic year 2009/10 means that the LAA target was not met by 1%, against a target of 86%. There was a 4% improvement from 2008/09, reversing a declining trend. This is faster than the national rate of increase and performance now exceeds the national figure by 1% point. A range of intervention programmes are used including 1:1 tuition.





Dialogue with all schools as part of the School Improvement Partner Programme is focussed on monitoring standards and rates of pupil progress, including the collection and scrutiny of data on the progress of all children in every year group. This data analysis identifies intervention programmes to support any child under-achieving or vulnerable groups. A range of intervention programmes are used, including 1:1 tuition and specific strategies to improve maths including a comprehensive training and development programme to improve mathematics teaching across all year groups.

Continuing to improve standards and pupil progress in mathematics is a priority for all primary schools across the City, supported by Local Authority challenge and support programmes. Targeted intervention and support is provided to all schools that face challenges in meeting their statutory targets.

5. Ensuring children and young people are safe and enjoy, achieve and make a positive contribution to Coventry

**Priority
4**

Improve targeted support for underachieving individuals, groups and schools

NI No.	LAA Indicator	Progress	Target
NI 87	Secondary school persistent absence rate		
NI 92	Narrowing the gap between the lowest achieving 20% in the Early Years Foundation Stage Profile and the rest		

* For all attainment indicators the performance reported is for the 2009/10 academic year which relates to the 2009/10 LAA targets

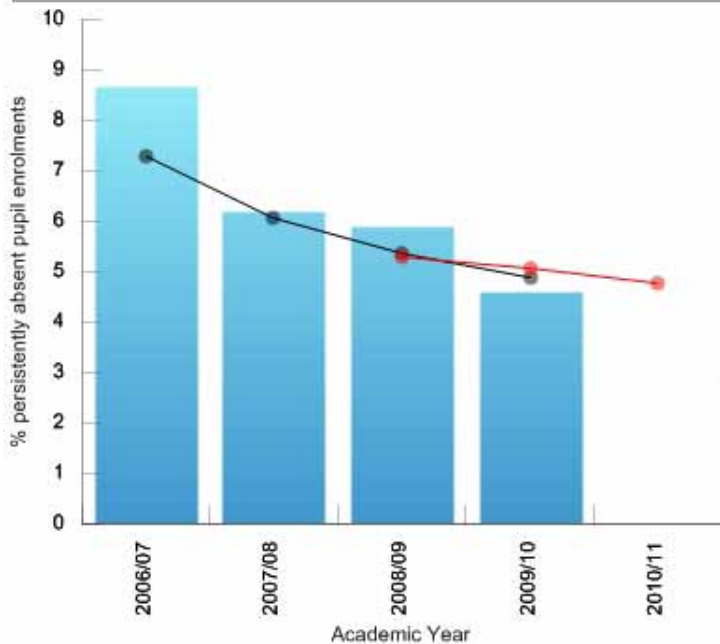
Overall Progress

The Local Authority is implementing a range of strategies to improve targeted support for under achieving individuals, groups and schools. Improving the outcomes for the lowest achieving children in the City is a significant priority for the Children, Learning and Young People's Directorate. Schools with the lowest achieving 4-5 year olds in the city have been identified and a targeted intervention programme has been implemented to improve outcomes for children. A detailed analysis of Early Years Foundation Stage results has further identified Local Authority priorities and key actions in 2010/11. A full evaluation of provision and targeted action plans have been put in place in settings and schools where children in the early years achieve less well. Improved cross service working with the Minority Group Support Service and the Looked After Children's Education Service is impacting positively on outcomes for underachieving groups. Performance data shows improving trends for some underachieving groups and a continuing need to narrow gaps particularly for children receiving Free School Meals, Gypsy/Roma pupils and Looked After Children.

The Attendance strategy has had a positive impact and attendance has improved in both primary and secondary schools. Persistent absence has reduced in all phases of education. There has been very significant reduction in secondary schools in the school year 2009/2010 resulting in the Local Authority exceeding its target for 2011 in 2010. Performance in the area of permanent exclusions continues to be good compared to the national. Behaviour in schools is good with nearly 90% of secondary schools judged by OFSTED to have good or outstanding behaviour.

SCS Theme 5 - Ensuring children and young people are safe and enjoy, achieve and make a positive contribution to Coventry

Priority: Improve targeted support for underachieving individuals, groups and schools



This is the number of persistently absent pupil enrolments as a percentage of the total number of local authority maintained secondary school pupil enrolments.

● LAA Targets ↓ Low is good

Performance of 4.6% for Academic Year 2009/10

■ On Target Academic Year 2009/10

Target Academic Year 2009/10: 5.1%

● Children's Services Statistical Neighbours (CSSN) average performance Academic Year 2009/10: 4.9% and Coventry's calculated rank: Median

England average performance Academic Year 2009/10: 4.4%

Baseline: 8.7% / Academic Year 2006/07

Coventry	8.7%	6.2%	5.9%	4.6%	
CSSN Average	7.3%	6.1%	5.4%	4.9%	
LAA Targets			5.3%	5.1%	4.8%

The Performance Story

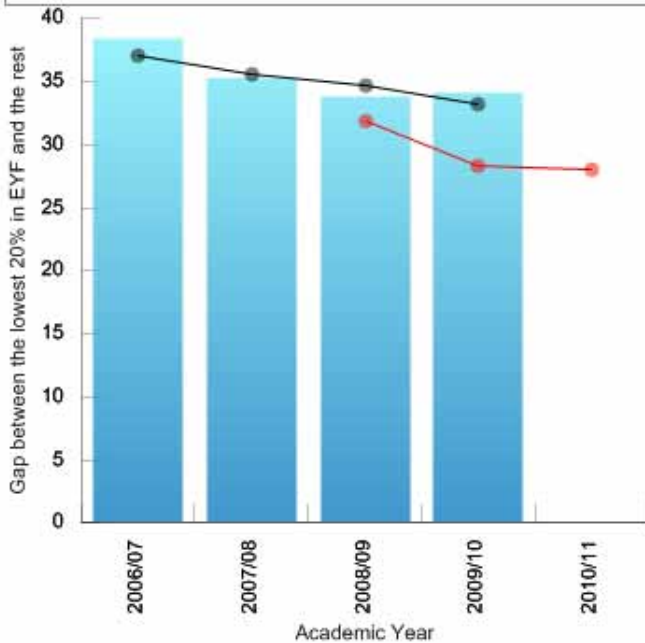
The performance of 4.6% for academic year 2009/10 means that the LAA target was met. With the target met, most schools have reduced their persistent absence rate with the Local Authority remaining on track to achieve the 2011 target, having exceeded it in 2009/10.

Monitoring visits have been made and support programmes provided to each secondary school with significant non-attendance and high rates of persistent absence. Monitoring shows significant improvement in attendance in the group of schools targeted by the Local Authority which has been confirmed by recent external monitoring by the National Behaviour and Attendance Strategy.

Current actions for reducing persistent absence in secondary schools include auditing, challenging and advising all schools that are causing concern. Action plans are drawn up and in place to support schools to further reduce persistent absence rates.

SCS Theme 5 - Ensuring children and young people are safe and enjoy, achieve and make a positive contribution to Coventry

Priority: Improve targeted support for underachieving individuals, groups and schools



This is the gap between the median Early Years Foundation Stage Profile score of all children locally and the mean score of the lowest achieving 20% of children locally, as a percentage of the median score of all children locally.

● LAA Targets  Low is good

Performance of 34.2% for Academic Year 2009/10

 Off Target Academic Year 2009/10

Target Academic Year 2009/10: 28.3%

● Children's Services Statistical Neighbours (CSSN) average performance Academic Year 2009/10: 33.3% and Coventry's calculated rank: Lower Middle

England average performance Academic Year 2009/10: 32.7%

Baseline: 38.4% / Academic Year 2006/07

Coventry	38.4%	35.3%	33.8%	34.2%
CSSN Average	37.1%	35.7%	34.7%	33.3%
LAA Targets			31.9%	28.3%
				28.0%

The Performance story

The performance of 34.2% for academic year 2009/10 means that the LAA target was not met. There is a 34.2% gap between the average of the lowest achieving 20% in the city and the city average, as measured on the Early Years Foundation Stage profile at the end of Reception. There was a decline of 0.4% from 2008/09, following good improvement in the previous year.

Improving the outcomes for the lowest achieving children in the City and reversing the declining trend is a high priority of the Children, Learning and Young People Directorate through the focused work of the Early Years and Childcare Service and Learning and Achievement Service. The lowest achieving schools in the city have been identified and a targeted intervention programme put in place to improve outcomes for children and therefore narrow the achievement gap further.







A detailed analysis of Foundation Stage Profile results has further identified Local Authority priorities and key actions in 2010/11. This has led to the review and implementation of a range of strategies, including a full evaluation of provision and a targeted improvement programme in the settings and schools where children achieve less well.

The effective implementation of the Directorate Plans reinforces the focus of improving outcomes at the end of the Foundation Stage. A comprehensive cross-sector citywide training programme is being implemented to support schools improve outcomes at the end of the Early Years Foundation Stage.

5. Ensuring children and young people are safe and enjoy, achieve and make a positive contribution to Coventry

**Priority
5**

Improve the outcomes for children in need e.g. children with a disability, looked after children, and young carers - attainment

NI No.	LAA Indicator	Progress	Target
NI 099	Looked after children reaching level 4 in English at Key Stage 2		
NI 100	Looked after children reaching level 4 in mathematics at Key Stage 2		
NI 101	Looked after children achieving 5 A*-C GCSEs (or equivalent) at Key Stage 4 (including English and mathematics)		

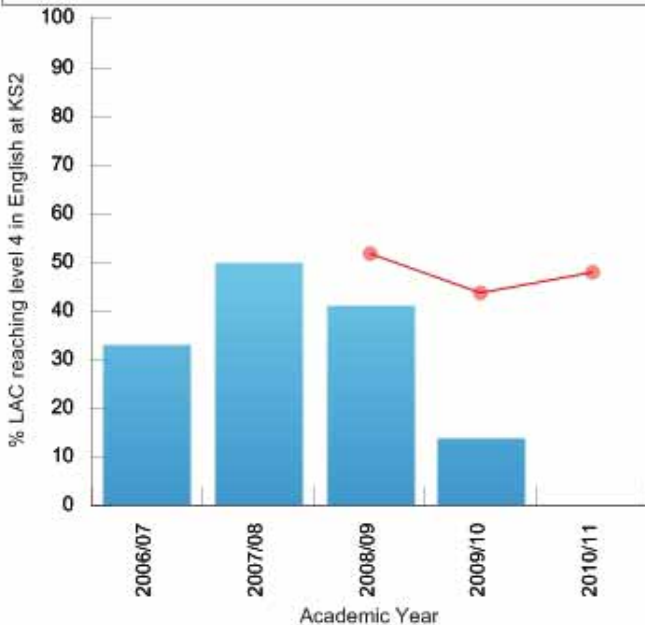
* For all attainment indicators the performance reported is for the 2009/10 academic year which relates to the 2009/10 LAA targets

Overall Progress

Attainment improved in all areas at Key Stage 4 and at Key Stage 2 there was significant improvement in mathematics. The KS2 result for English was not published due to low numbers. The Local Authority is implementing a range of key strategies to improve the outcomes for children in need, children with a disability and looked after children (LAC). The Looked After Children's Education Service (LACES) is challenging schools on the quality of their provision and Individual Learning Plans and the standards and progress for LAC. LACES is also providing support directly to children, for example through 1 to 1 tuition and mentoring. Schools with LAC are identified and targeted work is undertaken to support teachers to improve provision and outcomes for LAC. Personal Education Plans (PEPs) have been redesigned to reflect the new Local Authority guidance for LAC. The PEP completion rate improved from 72% in Autumn 2010 to 86% in Spring and Summer 2010. There is improved tracking, support and monitoring for children transferring from primary to secondary schools. Working groups have been established to improve communication between colleges, LACES, Connexions and Shaftesbury young people. Agreement between organisations and agencies working together to ensure the successful progression of LAC and care leavers up to the age of 25 through education and training into employment, accepted through 14 – 25 partnership. Working group has been established to support additional training opportunities to include Special Education Needs services, new social workers, aim higher graduates, Teaching Assistants and learning mentors. Close working relationship has been developed with Aim Higher, including trips to universities and LAC graduate mentors.

SCS Theme 5 - Ensuring children and young people are safe and enjoy, achieve and make a positive contribution to Coventry


Priority: Improve the outcomes for children in need e.g. children with a disability, looked after children, and young carers



The number of looked after children who have been in care for at least one year who were in year 6 (Key Stage 2) and who achieved at least level 4 in English, as a percentage of the total number of such children.

● LAA Targets  High is good

Performance of 14% for Academic Year 2009/10

 Off Target Academic Year 2009/10

Target Academic Year 2009/10: 44%

No comparison data available

Baseline: 33.0% / Academic Year 2006/07

Coventry	33%	50%	41%	14%	
LAA Targets			52%	44%	48%

The Performance Story

14% of Looked After Children (LAC) reached Level 4+ in English. The local authority target of 44% was not met.

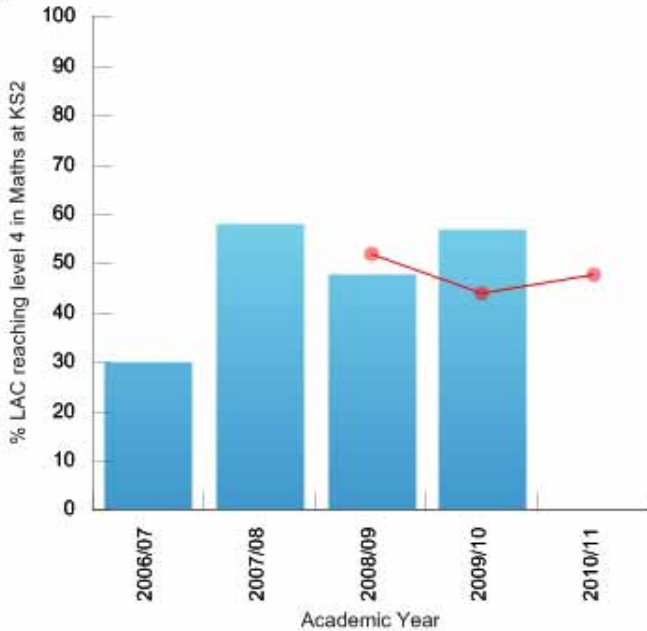
Looked After Children Education Services (LACES) is challenging schools on the quality of provision and Individual Learning Plans to raise standards for LAC, particularly in English. They are providing support directly to children, for example through 1 : 1 tuition and mentoring. Schools with LAC are clearly identified and targeted work is undertaken to support teachers improve provision and children improve outcomes.

The School Improvement Partner process with all schools as part of the School Performance Review process continues to have a strong emphasis on monitoring standards and rates of pupil progress of LAC and evaluating the quality of provision.

Targeted tracking and monitoring of LAC progress, high level targeted intervention and individual support for LAC is being provided by the Learning and Achievement Service and LACES. Looked After Children are a high corporate priority and for the work of the Education and Learning Service. The target for academic year 2011 is 48%.

SCS Theme 5 - Ensuring children and young people are safe and enjoy, achieve and make a positive contribution to Coventry


Priority: Improve the outcomes for children in need e.g. children with a disability, looked after children, and young carers



The number of looked after children who have been in care for at least one year who were in year 6 (Key Stage 2) and who achieved at least level 4 in mathematics, as a percentage of the total number of such children.

 LAA Targets  High is good

Performance of 57% for Academic Year 2009/10

 On Target Academic Year 2009/10

Target Academic Year 2009/10: 44%

No comparison data available

Baseline: 30% / Academic Year 2006/07

Coventry	30%	58%	48%	57%
LAA Targets			52%	44%
				48%

The Performance story

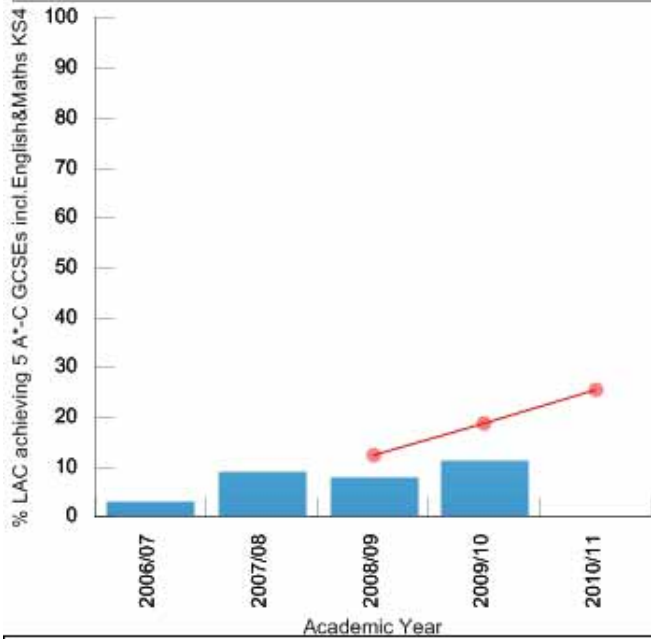
For the Academic Year 2009/10 a total of 57% of Looked After Children (LAC) reached Level 4+ in Mathematics exceeding the Local Authority target of 44%. This was a significant increase of 13% points from the previous year. This good achievement has been supported by the focused and targeted work of Looked After Childrens Education Service (LACES) in partnership with the Learning and Achievement Service. The 2010 target of 44% of Looked After Children reflects the lower prior attainment at KS1 for the cohort.

LACES is challenging schools on the quality of provision and Individual Learning Plans to raise standards for LAC and this has had a good impact on standards in mathematics. They are providing support directly to children, for example through 1:1 tuition and mentoring. Schools with LAC are clearly identified and targeted work is undertaken to support teachers and children.

The School Improvement Partner dialogue with all schools as part of the School Performance Review process continues to have a strong emphasis on monitoring standards and rates of pupil progress of Looked After Children in core subjects. Targeted tracking and monitoring of LAC progress, improved intervention and individual support for LAC is being provided through the School Improvement Partner and the re-structured Looked After Children Education Service. Looked After Children are a high priority for the work of the Education and Learning Service. The target for academic year 2011 is 48%.

SCS Theme 5 - Ensuring children and young people are safe and enjoy, achieve and make a positive contribution to Coventry

Priority: Improve the outcomes for children in need e.g. children with a disability, looked after children, and young carers



The number of looked after children who were in care for at least one year who were in year 11 and achieved the equivalent of at least 5 A*-C GCSEs, including English and maths, as a percentage of the total number of such children.

● LAA Targets ▲ High is good

Performance of 11.6% for Academic Year 2009/10

■ Off Target Academic Year 2009/10

Target Academic Year 2009/10: 19%

No comparison data available

Coventry	3.0%	9.0%	8.0%	11.6%
LAA Targets			12.5%	19.0%
				25.5%

Baseline: 3% / Academic Year 2006/07

The Performance Story





The performance of 11.6% for academic year 2009/10 means that the LAA target was not met. 11.6% of all Year 11 Looked After Children (LAC) achieved 5 or more A*-C GCSEs including English and maths in 2009, against a target of 19%. This was an improvement on 2008/09 and represents an improving trend. We continue to implement intensive personalised learning programmes for each LAC in the city to significantly improve the higher rate passes at GCSE 5A*-C or equivalent. A Learning Mentor has been working with individual pupils in danger of exclusion, to help maintain them in learning through, for example, engaging them in activities which raise their self-esteem, improve confidence and motivation and support learning and achievement; individual tuition has had a positive impact. The broader measure of 5 or more A*-C in "any subject" actually increased from 18% to 35% with 5 or more A*-G increasing by 1% point from 57% to 58%. Both of these statistics reflect the positive impact this intervention is having for the broader attainment measures.

When the target of 19% was set it was based on a cohort of 47 pupils i.e 9 pupils achieving 5+ A*-C including English and maths. The outcomes are based on an updated cohort of 43 pupils, which reflects changes in the number of children in care, and which has resulted in the lower percentage of 11.6%.

Improvement of Looked After Children's attainment at KS4 will continue to be a high priority with School Improvement Partners (SIPs) working with schools to set and monitor challenging targets for each individual LAC. The LAC Education Services (LACES) team has been restructured and re-prioritised its action in order to have a greater impact on improving attainment. It will continue to support schools in improving their processes for identifying the needs of LACs and will take appropriate, targeted action to improve LAC's attainment. Tracking software is being used to carefully monitor progress each term for all Looked After Children at KS4. Significant, rigorous action is taking place to improve the performance of LAC as a City wide priority.

6. A good choice of housing to meet the needs and aspirations of the people of Coventry

Priority 1 Ensuring the planned growth of the city's housing stock contributes towards sustainability, meets future housing targets and provides affordable homes for local people

NI No.	LAA Indicator	Progress	Target
NI 154	Net additional homes provided		
NI 155	Number of affordable homes delivered (gross)		

Overall Progress Over the 3 years of the LAA 2,890 new dwellings were targeted, of which 912 were planned to be affordable in nature.

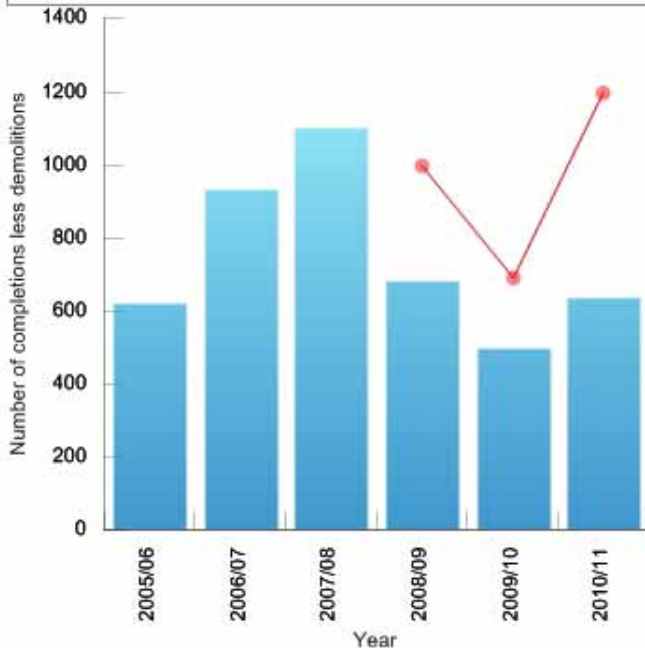
Performance against NI155, which considers the delivery of affordable housing, has been strong and over the 3 years a total of 951 dwellings were completed. In comparison performance against NI154, which set the target for total new dwellings, has been less successful with only 1,881 new dwellings being constructed. Although this suggests that half of total housing delivery from 2008-2011 has been affordable, it is important to stress that there are technical differences between the definition of completion for NI154 and NI155 and that the figures for affordable housing do not consider dwellings lost to demolition etc. The short fall against the NI154 target is principally a result of the economic downturn and its impact on the housing market. Over the LAA period many schemes were either abandoned or delayed. In some cases private schemes were sold at a discounted rate to Registered Providers or benefitted from a period of increased grant funding from the Homes and Communities Agency (HCA). It has been these practices that have helped boost the NI155 figures during a period of general housing decline, and helped meet housing need.

The future outlook for NI155 performance however remains uncertain as figures have started to show a decline and the level of grant funding available from the HCA is being significantly reduced. Expected delivery of market housing however is showing signs of recovery as new permissions are coming forward and delayed schemes are now being developed. This is supported by the active development taking place at flagship schemes in the New Deal for Communities area and New Stoke Village, which will in turn support the contribution of affordable properties from Section 106 agreements. Initial signs are therefore good that housing delivery will continue to grow in the coming years. This will be further supported by the continued progression of the Councils Local Development Framework, which will identify housing requirements and available land over the next 20 years.

In terms of sustainable construction, developments appear to have been slow to achieve higher levels of the code for sustainable homes, which is likely to be a reflection of the challenging economic climate. Recent examples however, such as the Passive House development in Longford are showing that schemes can be brought forward and represent flagship examples for future schemes. The achievement of enhanced sustainability standards will also be a key objective for the Housing Theme Group over the next 2 years.

SCS Theme 6 - A good choice of housing to meet the needs and aspirations of the people of Coventry

Priority: Ensuring the planned growth of the city's housing stock contributes towards sustainability, meets future housing targets and provides affordable homes for local people



The net increase in dwelling stock over one year is calculated as the sum of new build completions, minus demolitions, plus any gains or losses through change of use and conversions. As this is an absolute value for each area, care should be taken when drawing any comparisons with other areas.

● LAA Targets ↑ High is good

Performance of 705 units for 2010/11

■ Off Target

Target 2010/11: 1200

No comparison given as this is an absolute value

Targets refreshed 2009/10 - 690 & 2010/11 - 1200

Baseline: 933 / 2006/07

Coventry	621	933	1,103	680	496	705
LAA Targets			1,000	690	1,200	

The Performance Story

As part of last year's refresh of the LAA, the Government Office reduced the target for 2010/11 to reflect the downturn in the economy to 1,200 dwellings. Given the economic uncertainty, however, this remained ambitious, and would have required a return to the level of house building seen in the City during the most recent economic peak.

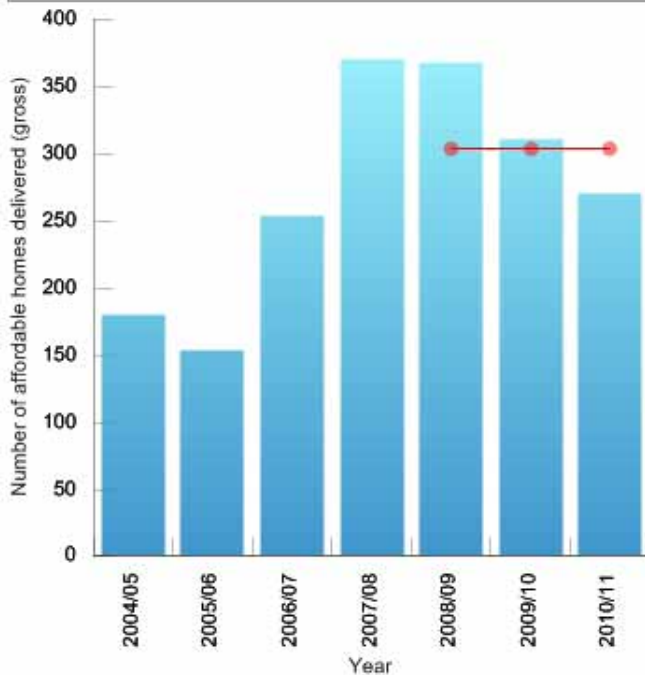
The final outturn for 2010/11 is 705 net dwellings. This was made up of 511 new build completions and 217 completions from conversions and changes of use, giving a gross completions total of 728. A total of 12 demolitions was then taken off this total along with a loss of 11 dwellings from conversions and changes of use to give the net completions figure. This represents a healthy increase on last year's figure and is also an increase on the figure for 2008/09. It is still however some way off the level of completions seen between 2006 and 2008 however. It should be noted that a key boost to this year's figure has come from two conversion schemes within the City Centre, which have provided a total of 181 self contained dwellings aimed at the student market.

Early signs at the beginning of 2011 have suggested that the outlook for housing development in Coventry is improving, with a number of schemes actively developing new housing in all parts of the City, including flagship schemes in the New Deal for Communities area, New Stoke Village and Banner Lane.

When considering the full 3 year target between 2008 and 2011, the level of completions set by the LAA has not been achieved. This is primarily a result of the economic downturn and its significant impact on housing delivery, especially within the private sector. Following its revision by the Government Office, the LAA target was settled at 2,890 dwellings over the 3 year period. 1,881 of these dwellings have actually been delivered which represents 65% of the target.

SCS Theme 6 - A good choice of housing to meet the needs and aspirations of the people of Coventry

Priority: Ensuring the planned growth of the city's housing stock contributes towards sustainability, meets future housing targets and provides affordable homes for local people



This is a simple count of affordable housing units provided in the year, both newly built (including gains from conversions such as subdivision), and acquired. It includes both social rent housing and intermediate housing (low cost home ownership and intermediate rent).

● LAA Targets ↑ High is good

Performance of 271 for 2010/11

■ Off Target Target 2010/11: 304

No comparison given as this is an absolute value

Baseline: 254 / 2006/07

Coventry	180	154	254	372	368	312	271
LAA Targets					304	304	304

The Performance Story

The 2010/11 performance of 271 affordable housing units completed has not met the LAA target of 304 units. However performance in previous years has been above target, and the average number of completions per year over the three year period of the LAA was 317. Of the 271 units completed in 2010/11, 258 were for general needs and 13 for special needs.





There are several issues that have impacted on the number of completions that were achieved in 2010/11. The downturn in the housing market has had a negative impact as there are fewer housing completions overall and a reduced number of affordable housing units from section 106 agreements. The Homes and Communities Agency, which funds affordable housing development, has had its funding significantly reduced and severe winter weather has delayed some completions until after the year end. Of the 271 completions in 2010/11, 77 were part of the HomeBuy Direct programme, under which eligible people can buy a newly built home with the aid of an equity loan.

Going forward, there will be significant challenges to achieving targets at current levels. The housing market recovery is slow and there is still a reduced amount of section 106 agreements to provide additional affordable housing. As mentioned previously, the Homes and Communities Agency has a much reduced amount of capital funding available for affordable housing, and has now published a new framework for allocating that funding. However, we will continue to maximise the opportunities available by working closely with developers and housing associations in order to increase the number of affordable housing units.

7. Making places and services easily accessible for Coventry people

**Priority
1**

Reduce car use and encourage people to travel by public transport, on foot and by bicycle, particularly during peak periods

NI No.	LAA Indicator	Progress	Target
NI 167	Congestion - average journey time per mile during the morning peak		
NI 198m	Children travelling to school - mode of transport usually used - Pupils aged 5 - 16 - by car		

Overall Progress

A wide range of interventions have contributed to improving accessibility and reducing car use, particularly during peak periods. As a result, congestion has reduced and the level of car use on the journey to school is now the lowest in the West Midlands Metropolitan Area. This has helped to get people more active through more walking and cycling, as well as helping people to get to key services such as shops, leisure and health facilities.

Other studies such as the Coventry Cordon Survey support the fact that levels of walking and cycling are increasing. For example the average number of pedestrians entering and leaving the City Centre during the morning peak has risen from 15,500 to 20,000 since 2001. The number of passengers using Coventry Station has also increased significantly in recent years.

A Personalised Travel Planning project in the Holbrooks area helped residents choose alternatives to the car. The project complemented the recently completed Jubilee Crescent Bus Showcase scheme which implemented bus priority measures and improved facilities at bus stops. A comprehensive improvement scheme on the Stoney Stanton Road has delivered improvements to traffic signals, resurfacing and created provision for cyclists.

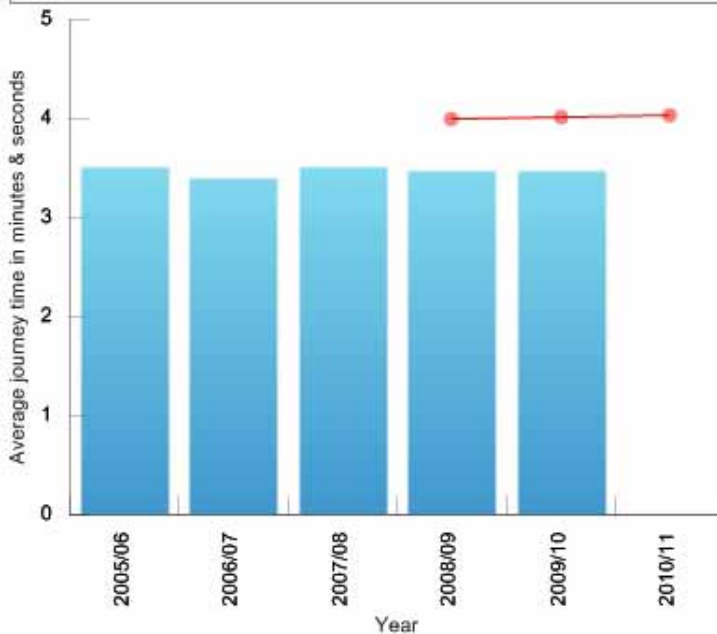
92% of state schools now have a Travel Plan. During 2010/11, more than 1800 children received cycle training and early increases in cycling levels were achieved at new Bike It schools. The annual Walk to School Week campaign focussed on reducing schools' carbon footprint and attracted good local press coverage and a pilot Walk once a Week incentive scheme started in 6 primary schools.

Future projects and schemes which will help to improve the transport network include:

- Coventry 2012 which will deliver City Centre public realm improvements including environmental enhancements, decluttering and major improvements for pedestrians and cyclists.
- NUCKLE (Nuneaton, Coventry, Kenilworth, Leamington) Phase 1 rail scheme - a new station at the Ricoh Arena and bay platform at Coventry Station resulting in an enhanced service provision.
- Holyhead Road - A corridor approach to improved maintenance, junction improvements and better cycle and pedestrian facilities on this key arterial route.

SCS Theme 7 - Making places and services accessible for Coventry people

Priority: Reduce car use and encourage people to travel by public transport, on foot and by bicycle, particularly during peak periods



This measures the average journey time per mile, during the morning peak (excluding weekends and school holidays), on major routes in the West Midlands Metropolitan Area. Data collected annually.

● LAA Targets ↓ Low is good

Performance of 3 minutes 48 seconds for 2009/10

■ 2010/11 data not available

Target 2010/11: No more than 4 minutes 4 seconds

No comparison data available - Department of Transport have specified the data is not appropriate for comparison

WMM Mets	3.52	3.41	3.51	3.48	3.48
LAA Targets			4.01	4.02	4.04

Baseline: 3.52 / 2005/06

The Performance Story

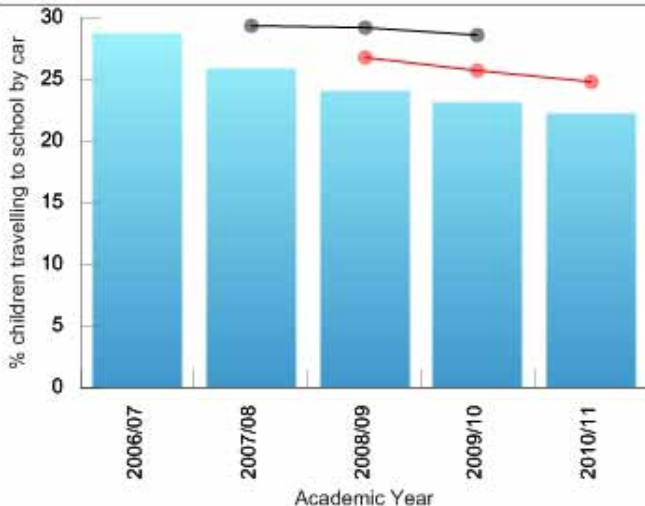
There is no data available for performance in 2010/11. The current performance available is 3 minutes 48 seconds for 2009/10 which did meet the LAA target of 4 minutes and 2 seconds. The data covers the West Midlands Metropolitan area and shows inbound journey times per mile during the morning peak period. The figures for 2009/10 show that journey times across the West Midlands have remained static over the past year.

Data specifically for the Coventry area shows, very encouragingly, that average journey times have reduced significantly compared to 2008/09. The Walsgrave Road corridor for example has seen journey times reduce from 4 minutes 22 seconds in 2008/09 to 4 minutes 10 seconds in 2009/10. The targets have allowed for a small increase in journey times each year to accommodate an expected 4% increase in traffic volumes over the period of the indicator. Therefore a number of transportation interventions are required just to maintain existing journey times.

A business case has been submitted to the government for the NUCKLE (Nuneaton, Coventry, Kenilworth, Leamington) rail scheme. This scheme would have a very positive impact on all three congestion corridors. We are awaiting a decision from the government on the outcome of the bid. During 2010/11 a Personalised Travel Plan project in the Holbrooks area and the Jubilee Crescent Bus Showcase scheme were implemented. A number of improvements to traffic signals, road surfacing and advance stop lines took place on the Stoney Stanton Road. In 2011/12 schemes are planned on the Holyhead Road which is one of the congestion corridors. This will see a corridor approach to transport improvements which will cater for all modes of travel. This could include improved surfacing, cycle facilities, better traffic signals and pedestrian facilities.

SCS Theme 7 - Making places and services accessible for Coventry people

Priority: Reduce car use and encourage people to travel by public transport, on foot and by bicycle, particularly during peak periods



This measures the proportion of school aged children (5-16 years) in full time education travelling to school by car (including vans and taxis). Data collected annually from schools.

● LAA Targets



Low is good

Performance of 22.3% is provisional for Academic Year 2010/11

■ On Target

Target Academic Year 2010/11: 24.9%

● West Midland Metropolitan district councils' average performance Academic Year 2009/10: 28.7% and Coventry's calculated rank: 1 out of 7

Baseline: 28.9% / 2006/07

Coventry	28.9%	26.0%	24.1%	23.2%	22.3%
West Midland Mets Average		29.5%	29.3%	28.7%	
LAA Targets			26.9%	25.9%	24.9%

The Performance Story

The provisional result of 22.3% for academic year 2010/11 has met the LAA target of 24.9%. The target has been met for the third year in succession. Coventry has achieved the lowest number of children travelling to school by car of any authority in the West Midlands Metropolitan Area. A number of programmes have contributed to this success:

School Travel Plans - 92% of state schools now have a Travel Plan.

Bike It – Early increases in cycling levels have already been achieved at the new schools that joined the project in September.

Cycle Training – More than 1800 children received cycle training during 2010/11. A Priority Neighbourhood school also received a set of bikes and helmets as part of a project funded by the Primary Care Trust.

Walk to School Week, May 2010 - the campaign's theme was 'reducing your school's carbon footprint' to link in with the Council's other carbon reduction initiatives and attracted good local press coverage.

Walk once a Week (WoW) incentive scheme – this scheme started in 6 primary schools during the spring term with funding from Dept. of Health and the PCT.





Summer of cycling - a series of cycling events were promoted to schools under the 'Summer of cycling' banner, including Coventry Cycling Festival, holiday cycle training courses and the launch of the new BMX track at the Alan Higgs Centre.

The post of School Travel Plan Co-ordinator has now come to an end, as Government funding for the post has ceased. The WoW walking incentive scheme will continue until July 2012, co-ordinated by the walking charity Living Streets. Bike It is currently funded until the end of July 2011. Government funding for child cycle training has been confirmed until 2015. Safer Routes to School schemes will continue to be delivered as part of the Council's Highways Safety Scheme programme.

8. A creative, active and vibrant Coventry

**Priority
1**

Increase participation and volunteering in cultural, sports and physical activities

NI No.	LAA Indicator	Progress	Target
NI 8	Adult participation in sport and active recreation		
NI 110	Young people's participation in positive activities		

Overall Progress

Due to the Government cancelling the Tellus Survey the outturn information for 2010/11 in relation to Young people's participation in positive activities (NI 110) was not available, whilst previous year's information showed us behind targets. However the City Councils Youth Service achieved the local target for 2010/11 of 35% of young people being reached by the programmes against the Governments original target of 25%.

With regard to the future, due to reductions in staffing levels and external funding it is likely that fewer young people will be reached in the future. Steps will be taken to develop an integrated youth support service with partner agencies the aim will be to improve the promotion and delivery of positive activities and increase the volume of face to face work undertaken by full time staff to at least 50% of their time.

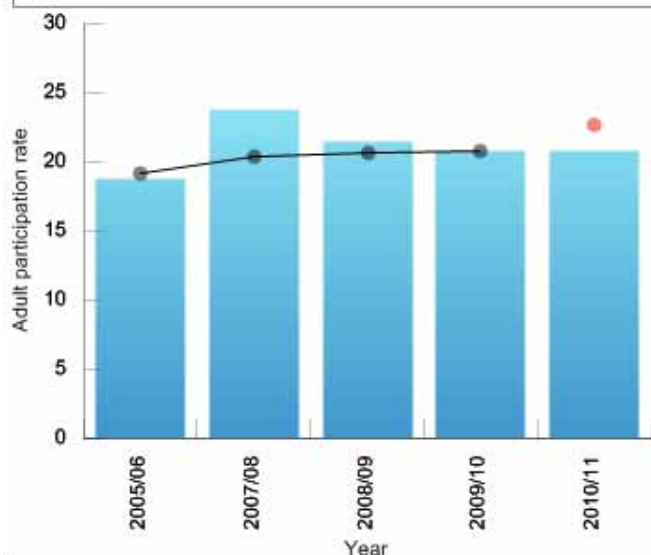
With regard to the results taken from the Active People Survey (APS) of adult participation in sport and active recreation at modest intensity (for at least 30 minutes on at least 12 days out of the previous 4 weeks) shows a provisional 20.9% result. This compares exactly with the current Metropolitan average of 20.9% and an increase from the baseline year 2005/6 when Coventry result was 18.8%, but it is unlikely to meet our LAA target of 22.8% . This may also be effected by cuts in external funding such as the Governments Free Swimming programme.

Local performance data for public leisure providers shows substantial improvement in participation. Other local information also shows increase in volunteering (whilst not matched by the APS survey information). Increase in support has been provided to 49 local clubs and enabled them to secure external funding of £249k. There has been an increase in registered providers of leisure activities Coventry Active, however internet visits of people seeking information were down.

The future direction is in the need to ensure participation of young people in positive activities and in sport and active recreation at a local level by obtaining a legacy from key national events (e.g. The 2012 Olympic and Paralympic Games, the Rugby World Cup 2015) and obtaining external funding where possible.

SCS Theme 8 - A creative, active and vibrant Coventry

Priority: Increase participation and volunteering in cultural, sports and physical activities



The percentage of the adult population in a local area who participated in sport and active recreation, at moderate intensity, for at least 30 minutes on at least 12 days out of the previous 4 weeks. From the Active People survey carried out on a rolling basis by Sport England.

● LAA Targets  High is good

Performance of 20.9% is provisional for 2010/11

 Off Target Target 2010/11: 22.8%

● Metropolitan district councils' average performance 2009/10: 20.9% and Coventry's calculated rank: Upper Middle Quartile

England average performance 2009/10: 22.0%

Baseline: 18.8% / 2006

Coventry	18.8%	23.9%	21.6%	20.9%	20.9%
Mets Average	19.3%	20.5%	20.7%	20.9%	
LAA Target					22.8%

The Performance Story

Performance of 20.9% is confirmed for October 2008 - October 2010 and is obtained from Active People Survey (APS) 3 and 4. This has been used as the provisional performance for 2010/11. The actual performance for 2010/11 will be obtained from APS 4 and 5. APS 5 is taking place over the period October 2010 to October 2011. Based on the current trend in performance, it is unlikely that the LAA target of 22.8% will be achieved.

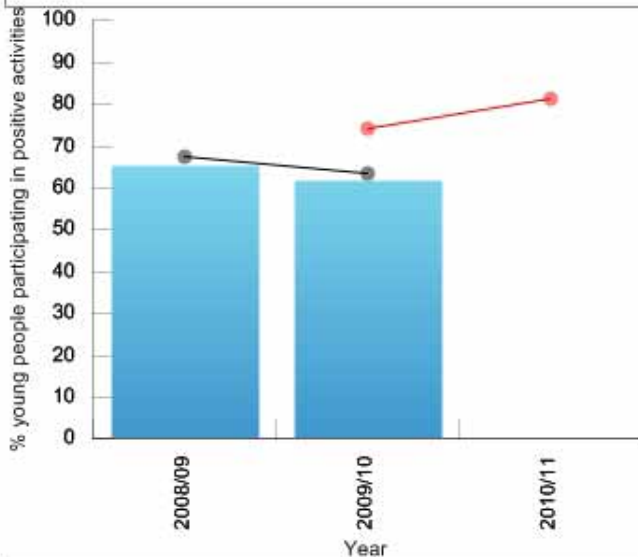
The Active People Survey is to be continued as a measure of physical activity by Sport England.

Actions are ongoing to improve Coventry's performance. A Physical Activity Strategy has been adopted for the City since 2008 and a Sports Vision and Strategy Steering Group has been established to produce new strategies for sport, facilities, playing pitches and aquatics. Funding has been awarded for 3 CIF (Community Investment Fund) programmes (Moat House Leisure Centre which opened in March 2009, a disability sport project and projects focussing on increasing the participation of women and girls). In 2009/10, the authority commenced delivery of the Government's Free Swimming programme for under 16s and over 60s but stopped this when the national scheme stopped in July 2010.

Local performance data for public leisure providers shows substantial improvement in participation and improved performance in relation to: volunteering, participation in Coventry Sporting Futures Programmes, participation in the Mercia Mile, support provided to voluntary sector sports clubs, external funding secured by supported voluntary sector clubs and registered users of Coventry Active. However, internet visits (Coventry Active) were down on target.

SCS Theme 8 - A creative, active and vibrant Coventry

Priority: Increase participation and volunteering in cultural, sports and physical activities



The proportion of young people in school year 10 reporting participating in any group activity led by an adult outside school lessons (such as sports, arts, music or youth group) in the last four weeks. Data obtained from the Tellus survey.

● LAA Targets ↑ High is good

Tellus Survey was formally cancelled by the Government with effect from August 2010

■ NA

● Children's Services Statistical Neighbours (CSSN) average performance 2009/10: 63.7% and Coventry's calculated rank: Lower Middle Quartile

England average performance 2009/10:

Baseline: 65.3% / 2008/09

	2008/09	2009/10	2010/11
Coventry	65.3%	62.0%	NA
CSSN Average	67.5%	63.7%	NA
LAA Targets		74.0%	81.0%

The Performance Story

In June 2010, the new Government decided to stop the delivery of the Tellus Survey as part of its commitment to reduce the burdens which data collection imposes on schools and local authorities. The decision was taken with immediate effect, which means the Tellus5 survey was not delivered as planned in the Autumn Term.

The City Council Youth Service achieved the local target for 2010/11 of 35% of young people being reached by the programmes (against the government's original target of 25%). There has been a reduction in staffing levels and externally funded programmes which will mean that it is likely that fewer young people will be reached in the future.

The Youth Service will continue to work to its local target by taking the following steps:



1. The development of an integrated youth support service, where partner agencies have improved promotion and delivery of positive activities.
2. An increase in activities for young people who say that they would like positive activities on Friday evenings.
3. An increase in the volume of face to face work undertaken by full-time staff to a minimum of 50% of their time.
4. A coordinated approach to the promotion of positive activities.

Cuts in the area based grant have meant that some major programmes have had to end (e.g. the Positive Activities for Young People programme). Therefore, there is a serious risk that, due to funding restrictions, future engagement in positive activity will be reduced. This will have a significant impact on the local figure for next time.

9. A more equal Coventry with cohesive communities and neighbourhoods

**Priority
1**

Improve community engagement and meet local and national government requirements to involve local communities in partnership working and decision making

NI No.	LAA Indicator	Progress	Target
NI 4	% of people who feel they can influence decisions in their locality		

Overall Progress

A range of work has taken place to enable partners to work together more closely and to higher standards so that local people feel better informed, understand how to get involved and what difference their involvement has made to decisions taken.

The 2011 Coventry Partnership household survey results suggest progress has been made; with 39% of the 3548 adults surveyed saying that they feel able to influence decisions affecting their local area, compared to 32% from the Household Survey in 2009. (NB the original LAA indicator for this was from the Place Survey which was cancelled by the Government.)

A wide ranging consultation on priorities for the city has taken place, which collected views from a wide range of partners, and local people, which have informed the revision of the Sustainable Community Strategy.

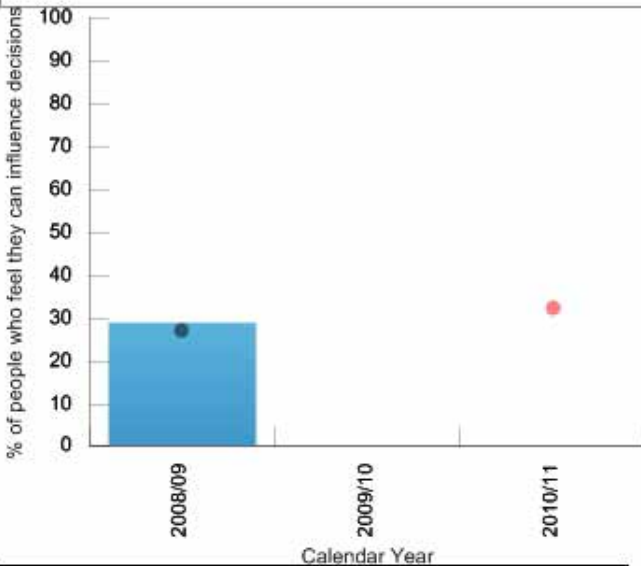
Partners have jointly developed the Coventry Partnership Inform, Consult & Involve (ICI) Framework, which was adopted in November 2010, with agreement from the partnership board to work to a common set of principles when informing, consulting or involving local people.

Developments to the Coventry Partnership and City Council websites are making it easier for local people to find out about consultations past and present. Training has provided neighbourhood based officers with skills to support community organisations to become more influential and conversely to challenge and support service providers to become more open to community influence. People have been selected from partner organisations to become ICI advocates to improve consultation and involvement of local people in Coventry. The advocates have now been trained and have achieved a Certificate in Professional Development from the Consultation Institute and they are now working to embed good practice.

Fifty community-based champions from Coventry's newer communities have been registered and trained through the Migration Impact Fund to support more effective engagement and integration. Champions work with their own communities and disseminate information. A variety of workshops and seminars have been held for more than 200 people on issues such as health, community safety and finance.

SCS Theme 9 - A more equal Coventry with cohesive communities and neighbourhoods

Priority: Improve community engagement and meet local and national government requirements to involve local communities in partnership working and decision making



Percentage of residents who agree that they feel able to influence decisions affecting their local area. From the biennial Communities and Local Government Place Survey.

● LAA Targets  High is good

Place Survey was formally cancelled by the Government on 10th August 2010

■ NA

● Metropolitan district councils' average performance 2008: 27.2%

English councils' 2008 average performance: 28.7% and Coventry's rank: Average

Baseline: 28.9% / 2008

Coventry	28.9%	NA	NA
Mets Average	27.2%	NA	NA
LAA Targets			32.6%

The Performance Story

Data for this indicator was initially obtained from the Place Survey, which was cancelled by the Government. The partnership has since monitored progress through a face to face survey (Because the methodology differs from the postal Place Survey it may affect comparability). The 2011 Coventry Partnership household survey results suggest progress has been made; with 39% of the 3548 adults surveyed saying that they feel able to influence decisions affecting their local area, compared to 32% in 2009. A range of work has taken place to enable partners to work together more closely and to higher standards so that local people feel better informed, understand how to get involved and what difference their involvement has made to decisions taken. Consultation with partners identified opportunities and risks to closer working. Partners jointly developed the Coventry Partnership Inform, Consult & Involve (ICI) Framework, which was adopted in November 2010, with agreement from the partnership board to work to a common set of principles when informing, consulting or involving local people. ICI Advocates have been trained through the Consultation Institute and are working to embed good practice throughout the partnership, including training briefings and hands on support to plan, conduct, analyse, evaluate and provide feedback on ICI activities. A Community of Practice is enabling them to share skills, contacts and equipment via the internet. Developments to the Coventry Partnership website have improved access to information for partners and the public, including tools to help plan, evaluate and feedback results of ICI activities. Partners are now uploading information about current and past consultations onto the Coventry City Council webpage. 'Take Part Voice and Echo' facilitator training provided neighbourhood based officers with skills to support community organisations to become more influential and conversely to challenge and support service providers to become more open to community influence. The new Neighbourhood Action Service, set up to support communities to work with partner organisations improve their local services, is piloting this approach. Social media workshops have been delivered in three disadvantaged neighbourhoods. A wide ranging consultation on priorities for the city has taken place, which has informed the revision of the sustainable community strategy.

9. A more equal Coventry with cohesive communities and neighbourhoods

**Priority
2**

Progress against equality outcomes

Overall Progress

There has continued to be fair progress on the strategic equality outcomes in 2010/11. Although a number of targets have not been met and some performance information is not yet available, performance has improved overall for the majority of outcomes.

Equality outcomes have been embedded throughout priorities in the Local Area Agreement. Some measures, such as under 18 conception rate, specifically address equality priorities, while for others additional information below the headline indicator, such as cleanliness in priority neighbourhoods compared to the rest of the city, help demonstrate progress in narrowing the equality gap. A more detailed report on progress on equality outcomes will be presented to the Council's Cabinet Member Community Safety and Equalities in July.

A prosperous Coventry with a good choice of jobs and business opportunities for all the city's residents - there was a significant reduction in the percentage of 16-18 year olds not in education, employment and training from 6.9% to 5.8%. The number of care leavers that are NEET has also reduced, although the number of teen parents that are NEET has increased.

The number of people from the most deprived neighbourhoods on out of work benefits was 30.3% as at November 2010. This is not on track to meet the target for 2010/11 of 29.7%, but is an improvement on the 2009/10 performance of 30.9%.

People living longer, healthier, independent lives - Equality outcomes focus on reducing health inequalities. 2010 year end data for the all-age all cause mortality rate is not yet available so it is not possible to assess progress.

People from the 20% most deprived neighbourhoods in the city; young people aged 16 - 24 and routine and manual workers have been identified as the key groups for stopping smoking. Data will be available in mid-June relating to the stopping smoking rates for these groups.

A safer and more confident Coventry - In 2010/11, the number of reported incidents of hate crime offences against disabled people; racially aggravated; religiously aggravated and transphobic offences have decreased whilst the number of homophobic offences increased. The serious violent crime rate reduced in 2010/11 and the target was met. The serious violent crime rate in priority neighbourhoods also reduced in 2010/11, although there remains a significant gap between the rate in priority neighbourhoods and the city-wide rate. The target to reduce the number of repeat incidents of domestic violence to 32% in 2010/11 is on track, and the provisional year end figure is 28.5%.

Making Coventry's streets, neighbourhoods, parks and open spaces attractive and enjoyable places to be - the level of litter in priority neighbourhoods has reduced and the gap between the level of litter in priority and non priority neighbourhoods has reduced to 2% in 2010/11.

9. A more equal Coventry with cohesive communities and neighbourhoods

Overall Progress

Ensuring children and young people are safe and enjoy, achieve and make a positive contribution to Coventry - the target in terms of narrowing the gap between the lowest achieving 20% in the Early Years Foundation stage profile and the rest has not been met, although Coventry's performance is currently better than the national average.

A thorough analysis has been undertaken of the achievement of ethnic minority pupils at the end of Key Stage 2 and Key Stage 4. The nature of this group of pupils is changing and the number increasing, largely due to the increase of newly arrived pupils to the City. The number of children in each ethnic minority group varies considerably between groups and from year to year, therefore statistical comparisons need to be treated cautiously. Overall pupils from ethnic minority groups made good progress at Key Stage 2 with some notable improvements for specific groups including pupils from Any Other White background; Black Caribbean and Mixed White/Black Caribbean backgrounds, with the gap in achieving Level 4+ more than halving for the first of these groups. Pupils from a Pakistani and Bangladeshi background showed a relatively small downward trend in performance; whilst pupils from a Black African & Mixed Black African and Gypsy, Roma and Irish Traveller background showed a larger decrease in performance, although there were only 18 pupils identified as Gypsy, Roma and Irish Traveller in 2010. The performance of this small group of pupils and the gap between their attainment and the city and national averages is of concern and is identified as a key priority for improvement. In terms of Key Stage 4 attainment, overall, good progress has been made. There was improvement in the performance of pupils from Gypsy, Roma and Traveller of Irish Heritage where the gap was reduced to 33.5% from 100% with no pupils achieving 5+ A*-C (including English and maths) in 2009. There were just 11 pupils in this group in 2010 with less than 10 in 2009. There was also an improving trend for pupils from a Black African and Mixed Black African background, where the gap closed by over 3% points. Groups that showed little change were pupils from a Pakistani (-0.1%) and Black Caribbean (+1.3%) background. Pupils from the remaining 3 groups showed a downward trend in performance ranging from Any Other Mixed background pupils at +3.5% points to Mixed White/Black Caribbean at +6% points and finally to Any Other White background with the gap widening by 12% points. The performance of these groups of pupils and the gap between their attainment and the city and national averages is of concern and is identified as a key priority for improvement.



A good choice of housing to meet the needs and aspirations of the people of Coventry - 258 affordable housing units to meet general need and 13 to meet special housing needs were built in 2010/11, which did not meet the target of 274 units to meet general needs and 30 to meet special needs. However, performance in previous years has been above target, and the average number of completions per year over the 3-year period of the LAA was 317.

A creative, active and vibrant Coventry - the equality outcome aims to see increased participation in sport and active recreation particularly for women. The provisional participation rate for women in 2010/11 was measured at 13.7%, which does not meet the target of 19.2%. Actual performance for 2010/11 will be available following the completion of the Active People 5 survey, which is taking place between October 2010 - October 2011.

10. Improving Coventry's environment and tackling climate change

**Priority
1**

Reduce the carbon dioxide emissions produced by Coventry City Council and the wider community, supported by robust systems of measuring, managing and monitoring – learn from this and disseminate good practice across the Coventry Partnership

NI No.	LAA Indicator	Progress	Target
NI 186 - Per capita reduction in CO2 emissions in the LA area			

Overall Progress

Since the publication of the Sustainable Community Strategy and the adoption of this theme, there has been rapid progress in the measurement, assessment and management of carbon dioxide emissions beginning with the adoption of the City Council/Coventry Partnership Climate Change Strategy in March 2008.

Two national indicators (NIs), 185 and 186, have measured carbon dioxide emissions from the City Council and the whole city respectively with data provided by the Department of Energy and Climate Change and the City Council.

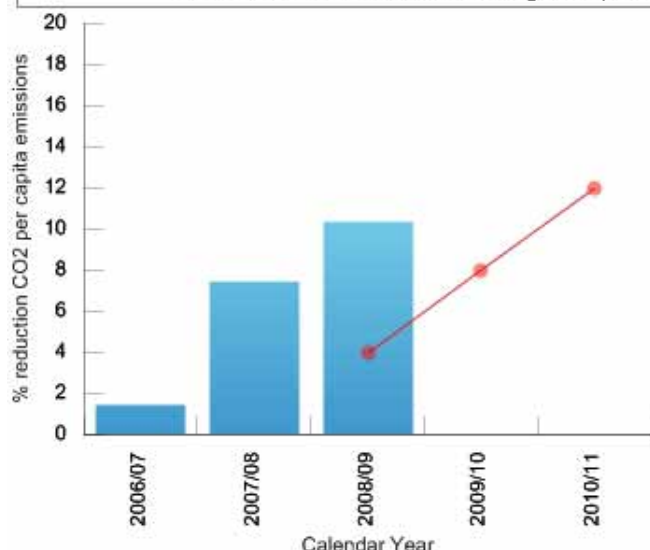
These indicators show that since 2008, the City Council's emissions have remained roughly stable with improvements in fuel efficiency of our fleet increasing but improvements in fuel efficiency within our schools and operational buildings taking longer to realise. This assessment work has also been valuable in allowing carbon emissions from business travel to be accurately assessed and managed.

The indicator of the entire city's emissions, NI 186, shows a clear downward trend. Data is subject to a year and a half lag but clearly shows that from 2005 to 2008 carbon emissions fell by around 3.5% per annum – twice the rate of the rest of the country.

A Low Carbon Task Group set up by the Environment Theme Group examined seven key areas of carbon management. The results of these enquiries were reported to the wider Partnership at a Conference held in December 2010 to disseminate the learning and best practice developed by the group.

SCS Theme 10 - Improving Coventry's environment and tackling climate change

Priority: Reduce the carbon dioxide emissions produced by Coventry City Council and the wider community, supported by robust systems of measuring, managing and monitoring – learn from this and disseminate good practice across the Coventry Partnership



This is the annual amount of end user CO2 emissions across an agreed set of sectors (housing, road transport and business) measured as a percentage reduction/increase from the 2005 baseline year. The result given is a year on year percentage change, where a positive result indicates a reduction in CO2 emissions since the previous reporting year.

 LAA Targets  High is good

Performance of 10.4% for 2008

 NA - 2009 data not yet available

Target 2010: 12% reduction on 2005 baseline

Coventry	1.5%	7.5%	10.4%	
LAA Targets		4%	8%	12%

Baseline: Revised October 2010: 6.7 Tonnes per Capita emissions for 2005

No comparison data available - when available it is recommended that only national (all authority) comparisons are used for this indicator

The Performance Story



The latest performance of 10.4% for 2008 means that the 2008 LAA target was met. Data for this indicator is provided by the Department of Energy & Climate Change (DECC) around 21 months after the year end meaning that figures for 2008 were received in Autumn 2010. Compared to the baseline emission figures for 2005 there has been a steady reduction in per capita carbon dioxide emissions each year of between 1.5 and 6.0% resulting in an overall drop of 10.4% over the three year period. This represents an overachievement against the target of 4% as well as the following year's target of 8%. It is very likely that the 12% target for 2010 will be achieved.

DECC reports emissions in three sectors: industrial, domestic and transport. The largest drop is observed in the industrial sector where emissions have reduced 14% over from 2005 to 2008. Transport emissions have reduced by 3.9% which is generally the national trend and domestic emissions have reduced by around 4%. This drop in domestic emissions is encouraging as this sector has been difficult to influence and many other councils have seen domestic emissions rise as more people acquire more white goods and home entertainment systems. Not only have per capita emissions reduced at almost twice the rate of the rest of the UK but the absolute levels are also lower - 6.0 tonnes against a national average of 7.0 tonnes.

These 2008 figures are the first to be published covering part of the period since Coventry Partnership approved its Climate Change Strategy in March 2008. A carbon management plan for the city council produced with help from the Carbon Trust as well as a citywide carbon reduction plan produced in conjunction with the Energy Saving Trust contained over a hundred actions which, together with actions from the Climate Change Strategy, are beginning to deliver local carbon reductions and contribute positively to this national indicator.

10. Improving Coventry's environment and tackling climate change

Priority 2 Develop and start to implement the city's Waste Strategy

NI No.	LAA Indicator	Progress	Target
NI 191	Residual household waste per household		

Overall Progress

A key action of the Waste Strategy was to implement the collection of comingled materials from properties across the city. The scheme started in October 2009 on a phased basis and has been instrumental in improving recycling and composting performance. At the end of 2010/11, 37.3% of household waste was recycled or composted.

Work on the inclusion of multi-occupancy properties continues as an on-going project. The range of materials collected in the recycling scheme will also be increased which will further increase recycling rates and reduce residual waste.

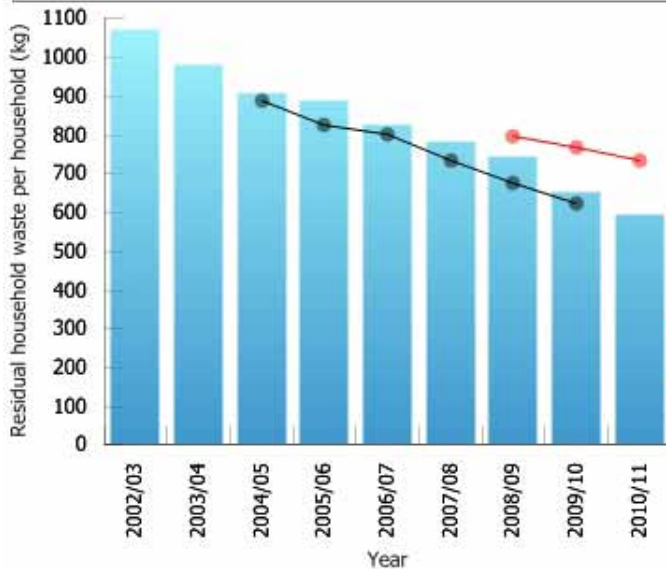
Work around waste prevention continues with 32 events having taken place in schools, community groups and libraries.

Due to the increase in kerbside recycling, the use of 'bring sites' has reduced. Following a review, it has been decided to reduce the number of sites from 75 to 20 and they will also collect the same material as collected through kerbside recycling. This will reduce running costs but some investment will be made in new containers which will enhance the appearance of the sites.

Since the adoption of the Waste Strategy, the availability of funding for waste related activity has reduced significantly but the expectation is that the service will achieve a 40% recycling/composting rate, with the inclusion of bottom ash metal from 2011/12.

SCS Theme 10 - Improving Coventry's environment and tackling climate change

Priority: Develop and start to implement the city's Waste Strategy



The residual housewaste per household in kilograms. The household waste sent for reuse, recycling and composting has been deducted.

● LAA Targets



Low is good

Performance of 597Kg is provisional for 2010/11



On Target

Target 2010/11: 735Kg



Metropolitan district councils' average performance 2009/10: 624 Kg and Coventry's calculated rank: Lower Middle Quartile

England average performance 2009/10: 625 Kg

Baseline: 1005 Kg / 2001/02

Coventry	1,073	982	911	890	827	782	746	655	597
Mets Average			889	828	803	735	677	624	
LAA Targets							800	770	735

The Performance Story

The provisional performance of 597 kg for 2010/11 has met the LAA target of 735 kg.

Comingled recycling was introduced in October and November 2009 to 120,000 properties and the scheme has now been extended to cover communal living areas in flats/apartments. The scheme has now been running for a full financial year and has resulted in overall performance of 37.3% of household waste being recycled or composted as well as a reduction in the residual waste per household

Work is currently underway to increase the range of materials collected in the recycling scheme and this will assist in further reducing the residual waste collected. Public communications about this will happen in 2011/12.

The amount of waste, and hence the residual waste, reduces in a declining economy and therefore any growth in the economy is likely to bring about an increase in waste. The future challenge will be to improve and grow performance with fewer resources.