



Davies & Co. (Environmental) Ltd
Emissions Monitoring Specialists

EMISSIONS MONITORING TEST REPORT

CANLEY GARDEN CREMATORIUM
Cannon Hill Road
Coventry
CV4 7DF

28th – 30th July 2014

Report Authorised by



Mr S P Atherton
Business Manager
EA MCertS Level 2 + TE1,2,3,4
MM 03 336

Date 22nd September 2014

ST/DEM0744/28.07.14

CONTENTS

1. INTRODUCTION

2. PROCEDURES

- 2.1 Total Particulate Matter
- 2.2 Hydrogen Chloride
- 2.3 Mercury
- 2.4 Carbon Monoxide
- 2.5 Volatile Organic Compounds
- 2.6 Oxygen
- 2.7 Moisture
- 2.8 Temperature
- 2.9 Velocity and Volumetric Flow

3. RESULTS

TABLE 1 – Canley Garden Stream 1 Particulate & HCl Emission Results

TABLE 2 – Canley Garden Stream 1 Mercury Emission Results

TABLE 3 – Canley Garden Stream 2 Particulate & HCl Emission Results

TABLE 4 – Canley Garden Stream 2 Mercury Emission Results

4. COMMENTS

5. QUALITY CONTROL

APPENDIX 1 Data Logs and Calculations

APPENDIX 2 Analysis Reports

APPENDIX 3 Details of Plant Operation during testing.

1. INTRODUCTION

The four cremators and associated flue gas treatment systems at Canley Garden Crematorium were monitored between the 28th to 30th July 2014 to the requirements given in Process Guidance Note PG5/2 (2012) for emission releases to atmosphere for abated plant.

The work involved monitoring a range of flue gas components with the plant operating normally.

The plant comprises Nos.1, 2 & 3 Cremators that are designated as the model FTII, and No.4 Cremator that is the model type FTIII. The two cremator types are similar other than the FTIII having a wider hearth capable of accepting larger coffin sizes. Each cremator is fitted with two nozzle mix burners utilising natural gas as the support fuel.

Cremators 1 & 2 share a combined flue gas treatment system designated as Stream 1, with an identical arrangement for Cremators 3 & 4 designated as Stream 2.

The waste gases from the two cremators combine, and are ducted to a common flue gas treatment plant. The treatment plant comprises a shell and tube boiler to cool the flue gases, a reagent feeder station that introduces a blend of activated carbon/sodium bicarbonate to react with the cooled gases, and a bag filter to clean the treated gases. The waste heat from the boiler in the form of warm water is dissipated to atmosphere via a finned tube air blast cooler situated outside the crematory.

The plant operates under full microprocessor based automatic control that requires little manual intervention.

The cremator and flue gas clean up system were manufactured, installed and commissioned by Facultatieve Technologies Limited to meet the requirements of the Environmental Permitting (England and Wales) Regulations 2010 – (EPR 2010) as relevant to cremators, summarised in the Secretary of State's Process Guidance Note PG 5/2 (2012).

The flue ducting and test points were in accordance with the requirements of EA TGN M1.

Measurements were undertaken to enable comparisons to be made of the operation of the cremator and associated flue gas treatment system with the requirements of the Guidance Note in terms of emission releases to air.

This report details the monitoring procedures used and the results obtained from this test work along with comparisons with the Guidance Note requirements and comments where appropriate.

Relevant procedures were followed to enable quality control to be maintained throughout the test preparation, site test work, laboratory analysis, calculations and reporting.

2. PROCEDURES

2.1 Total Particulate Matter

A flue gas sample was extracted and filtered to collect total particulate matter. A Whatman QM-A filter paper was used with a particle retention of not less than 99.5% at a particle size of 0.3 micron. The flue gas extraction employed techniques given in BS EN 13284 Part 1.

The sampling was conducted using apparatus in accordance with the requirements of BS EN 13284 Part 1.

This consisted of a heated known dimension Pyrex glass nozzle, heated Pyrex glass probe liner, heated Pyrex glass filter housing with Titanium filter support containing quartz microfibre filter (all heaters set to 160°C), PTFE sample line, dreschel absorption bottles, gas dryer (silica gel), sample line to pump, pump, gas meter, rotameter, pitot and impulse lines, electronic manometer, type K thermocouple, balance (for gravimetric moisture) and datalogger. Settings tables were pre-prepared to enable isokinetic flow to be maintained (based on online measurements of flue gas velocity and temperature to correct the sampling rate).

Particulate matter analysis was carried out by weighing the filter and probe rinse collection on a calibrated balance, with the media being dried and weighed prior to and following the test.

Testing was conducted using centre point sampling given that the duct diameter is 350mm.

The tests reported herein were conducted to prove the performance of the cremators relative to PG5/2(2012).

2.2 Hydrogen Chloride

A flue gas sample was extracted and filtered.

A Whatman QM-A filter paper was used with a particle retention of not less than 99.5% at a particle size of 0.3 micron. The flue gas extraction employed techniques given in BS EN 13284 Part 1

The gas sample was then passed through an absorption medium of de-ionised water to collect hydrogen chloride.

The method employed was BS EN 1911 Parts 1-3.

Laboratory analysis for hydrogen chloride was carried out on the absorption medium using Ion Chromatography (IC).

2.3 Mercury

A flue gas sample was extracted and filtered to collect solid phase mercury.

A Whatman QM-A filter paper was used with a particle retention of not less than 99.5% at a particle size of 0.3 micron. The flue gas extraction employed techniques given in BS EN 13284 Part 1.

The gas sample was then passed through an absorption medium of acidified potassium dichromate to collect vapour phase mercury.

The method employed was BS EN 13211.

Laboratory analysis for solid and vapour phase mercury was carried out on the filter and absorption medium using Inductively Coupled Plasma (ICP-OES) Spectrophotometry.

2.4 Carbon Monoxide

A flue gas sample was continuously extracted, filtered and dried before being passed through a pre-calibrated Siemens Ultramat 23/O₂ infrared analyser for the on-line measurement of carbon monoxide. The analyser has a fixed range of 0-1250 mg/Nm³ and was zeroed with air and calibrated with a nominal 800 ppmv carbon monoxide in balance nitrogen gas.

The method employed was BS EN 15058.

The analyser output was continuously recorded using a Grant 'Squirrel' data logger.

For these tests a relatively high range analyser was used due to the typical pattern of carbon monoxide concentration emissions from cremators being very low (often indicated as zero) for most of the cycle, but with occasional, high, short duration spikes of CO being emitted. The convention since non-continuous emissions monitoring became a mandatory requirement for cremators during 1990, has been to attempt to monitor the magnitude of spikes, as these are often the main contributor to total CO emissions. If the mean one minute emission of CO was say 200 mg/Nm³, it would be expected that the peak concentration during that one minute averaging period would be considerably higher than this. It follows that utilising a lower range analyser would frequently understate CO emissions, despite increasing sensitivity at low CO concentrations.

2.5 Volatile Organic Compounds

A flue gas sample was continuously extracted and filtered before being passed via a heated line through a pre-calibrated Signal 3030PM Flame Ionisation Detection (FID) analyser for the on-line measurement of volatile organic compounds. The analyser was ranged 0-100 ppmv total hydrocarbons and was calibrated using a certified reference gas prior to, and following each test.

zeroed with air passed through a catalytic converter and calibrated with a nominal 50 ppmv propane in balance air gas prior to, and following each test.

The method employed was BS EN 12619.

The analyser output was continuously recorded using a Grant 'Squirrel' data logger.

Similar comments apply to VOC's as CO, in that the analyser scaling is set to quantify the peaks that are the nature of the emission.

2.6 Oxygen

A flue gas sample was continuously extracted from the same position in the flue as the other pollutants extraction, filtered and dried before being passed through a pre-calibrated Siemens Ultramat 23/O₂ electrochemical cell analyser for the on-line measurement of flue oxygen.

The method employed was BS EN 14789.

The analyser was calibrated using a certified reference gas prior to, and following each test.

The output of the analyser was continuously recorded using a Grant 'Squirrel' data logger.

2.7 Moisture

A flue gas sample was extracted and filtered. The gas sample was then passed through an absorption medium to collect any water vapour.

The method employed was BS EN 14790.

Flue gas moisture was determined gravimetrically by weighing the absorption medium and final gas drier prior to and following the test.

This was carried out alongside testing for hydrogen chloride and mercury.

2.8 Temperature

The cremator temperatures were measured by the use of calibrated Type K thermocouples.

The method employed was BS EN 13284 Part 1.

The gas temperatures were continuously recorded using a Grant 'Squirrel' data logger.

2.9 Velocity and Volumetric Flow

Flue gas velocity was found from inserting a calibrated s-type pitot tube into the flue. The pitot head pressure was then measured using a calibrated electronic manometer.

The method employed was BS EN 13284 Part 1.

The electronic manometer output was continuously recorded using a Grant 'Squirrel' data logger.

Flue gas velocity was then calculated from Bernoulli's equation as the density of the flue gas was known (from measurements of flue gas moisture and temperature).

Flue gas volumetric flow rate was found from the measurement of the flue duct size and hence its area and corrected to normalised conditions (again from measurements of flue gas moisture and temperature).

3. RESULTS

The results are summarised in Tables 1 & 3 are 60 minute mean results.

Total Particulate Matter, Hydrogen Chloride, Carbon Monoxide and Volatile Organic Compound determinations are given in Table 1.

Mercury determinations are given in Tables 2 & 4, and are single tests of extended duration.

Moisture determinations were made on all tests.

Carbon Monoxide, Volatile Organic Compounds, Oxygen, Temperature and Velocity and Volumetric Flow were continuously monitored.

All values in the tables are corrected to the reference conditions of 273K, 101.3kPa, 11%v/v oxygen and dry gas as given in PG5/2(2012) where required.

All data logs and calculations are given in Appendix 1.

All analysis reports are given in Appendix 2.

Appendix 3 gives details of plant operation during the various tests.

TABLE 1
Canley Crematorium Stream 1 Abatement System Outlet
Emissions Monitoring 29th July 2014
Total Particulate Matter & Hydrogen Chloride Sampling

	Test 1	Test 2	Test 3	Average	Requirement to PG5/2 (2012)
Total Particulate Matter - mg/Nm ³ c.	0.12 ± 3.11	0.06 ± 3.23	1.42 ± 3.62	0.53	<20
Hydrogen Chloride - mg/Nm ³ c.	18.99 ± 0.95	21.10 ± 1.09	40.51 ± 2.15	26.87	<30
Carbon Monoxide					
Test Average - mg/Nm ³ c.	2.38 ± 0.12	4.73 ± 0.24	0.26 ± 0.01	2.46	<100
First 30 min Average - mg/Nm ³ c.	2.62 ± 0.13	2.84 ± 0.14	0.52 ± 0.03	-	
Second 30 min Average - mg/Nm ³ c.	2.14 ± 0.11	6.69 ± 0.33	0.00 ± 0.00	-	
First 60 min Average - mg/Nm ³ c.	2.38 ± 0.12	4.73 ± 0.24	0.26 ± 0.01	-	
Organic Compounds - mg/Nm ³ c.	0.09 ± 0.00	0.07 ± 0.00	0.01 ± 0.00	0.06	<20
Flue Oxygen - %v/v dry	13.80 ± 0.10	14.67 ± 0.10	15.35 ± 0.10	14.61	
Flue Moisture - %v/v	7.4 ± 0.7	7.4 ± 0.7	6.4 ± 0.6	7.1	
- %w/w	4.7 ± 0.5	4.7 ± 0.5	4.1 ± 0.4	4.5	
Flue Temperature - Deg C	129 ± 2	134 ± 2	132 ± 2	132	
Volumetric Flow - Nm ³ /h dry	3260 ± 65	3570 ± 71	3284 ± 66	3371	

Note 1: All emissions as concentration levels are given as mg/Nm³ corrected to 11%v/v oxygen and dry gas

Note 2: All uncertainties (±) are calculated to a 95% confidence interval

Uncertainties estimated using the procedure suggested in the STA Quality Guidance Note QGN001-01

TABLE 2
Canley Crematorium Stream 1 Abatement System Outlet
Emissions Monitoring 30th July 2014
Mercury Sampling

		Test 4	Requirement to PG5/2 (2012)
Mercury	- $\mu\text{g}/\text{Nm}^3\text{c}$.	4.82 \pm 4.48	<50
Flue Oxygen	- %v/v dry	15.00 \pm 0.10	
Flue Moisture	- %v/v	4.5 \pm 0.4	
	- %w/w	2.8 \pm 0.3	
Flue Temperature	- Deg C	118 \pm 2	
Volumetric Flow	- Nm^3/h dry	2593 \pm 52	

Note 1: All emissions as concentration levels are given as $\mu\text{g}/\text{Nm}^3$ or mg/Nm^3 corrected to 11%v/v oxygen and dry gas

Note 2: All uncertainties (\pm) are calculated to a 95% confidence interval

Uncertainties estimated using the procedure suggested in the STA Quality Guidance Note QGN001-01

TABLE 3
Canley Crematorium Stream 2 Abatement System Outlet
Emissions Monitoring 28th July 2014
Total Particulate Matter & Hydrogen Chloride Sampling

	Test 1	Test 2	Test 3	Average	Requirement to PG5/2 (2012)
Total Particulate Matter - mg/Nm ³ c.	0.70 ± 3.76	0.53 ± 3.86	2.13 ± 6.26	1.12	<20
Hydrogen Chloride - mg/Nm ³ c.	40.56 ± 2.55	38.88 ± 2.50	36.18 ± 2.55	38.54	<30
Carbon Monoxide Test Average - mg/Nm ³ c.	0.00 ± 0.00	0.08 ± 0.00	0.00 ± 0.00	0.03	<100
First 30 min Average - mg/Nm ³ c.	0.00 ± 0.00	0.16 ± 0.01	0.00 ± 0.00	-	
Second 30 min Average - mg/Nm ³ c.	0.01 ± 0.00	0.00 ± 0.00	0.00 ± 0.00	-	
First 60 min Average - mg/Nm ³ c.	0.00 ± 0.00	0.08 ± 0.00	0.00 ± 0.00	-	
Organic Compounds - mg/Nm ³ c.	0.08 ± 0.00	0.00 ± 0.00	0.00 ± 0.00	0.03	<20
Flue Oxygen - %v/v dry	16.89 ± 0.10	17.04 ± 0.10	17.50 ± 0.10	17.15	
Flue Moisture - %v/v	6.8 ± 0.7	7.0 ± 0.7	9.4 ± 0.9	7.7	
- %w/w	4.3 ± 0.4	4.5 ± 0.4	6.1 ± 0.6	5.0	
Flue Temperature - Deg C	96 ± 2	96 ± 2	93 ± 2	95	
Volumetric Flow - Nm ³ /h dry	4762 ± 95	4517 ± 90	3333 ± 67	4204	

Note 1: All emissions as concentration levels are given as mg/Nm³ corrected to 11%v/v oxygen and dry gas

Note 2: All uncertainties (±) are calculated to a 95% confidence interval

Uncertainties estimated using the procedure suggested in the STA Quality Guidance Note QGN001-01

TABLE 4
Canley Crematorium Stream 2 Abatement System Outlet
Emissions Monitoring 29th July 2014
Mercury Sampling

		Test 4	Requirement to PG5/2 (2012)
Mercury	- $\mu\text{g}/\text{Nm}^3\text{c}$.	5.64 \pm 7.09	<50
Flue Oxygen	- %v/v dry	15.98 \pm 0.10	
Flue Moisture	- %v/v	8.2 \pm 0.8	
	- %w/w	5.3 \pm 0.5	
Flue Temperature	- Deg C	97 \pm 2	
Volumetric Flow	- Nm^3/h dry	4549 \pm 91	

Note 1: All emissions as concentration levels are given as $\mu\text{g}/\text{Nm}^3$ or mg/Nm^3 corrected to 11%v/v oxygen and dry gas

Note 2: All uncertainties (\pm) are calculated to a 95% confidence interval

Uncertainties estimated using the procedure suggested in the STA Quality Guidance Note QGN001-01

4. COMMENTS

The results from these series of tests demonstrate that both plant streams satisfy the requirements of PG5/2(2012) for the releases to air of particulate matter, mercury, carbon monoxide and volatile organic compounds.

The average emissions of hydrogen chloride from Stream 1 were below the emission limit, but Stream 2 failed to meet the emission limit value.

The high HCl emissions could be due to unusually high levels of chlorides within the coffin, or coffin contents, or could be due to an insufficient feed of reagent to the system.

The cremators and flue gas treatment system operated satisfactorily during testing without any failure or alarm events.

No visible chimney emissions other than the expected steam plume during pre-heat were observed throughout the test work.

5. QUALITY CONTROL

All the tests performed were carried out to the methods given in the appropriate listed Standards using calibrated equipment. The gas analysers were calibrated prior to use using suitable calibration gases.

Analysis of the filters and absorbers was carried out in-house and at an external laboratory.

For this test work the following external laboratory was used for the given determinations:

Scientific Analysis Laboratories (SAL)	}	Hydrogen Chloride
		Mercury

APPENDIX 1

Data Logs and Calculations

Canley Crematorium Stream 1 Abatement System Outlet Data Log

29/07/14

Test 1

Time	Flue Gas °C	Meter °C	Flue Oxygen %v/v dry	CO mg/Nm ³ c.	VOC mg/Nm ³ c.	Sample Point Pa
14:14	129	44.2	15.26	8.17	0.43	93.2
14:15	128	44.1	13.20	21.84	1.13	72.2
14:16	129	43.9	11.62	12.64	2.17	91.6
14:17	129	43.7	11.37	3.08	0.01	89.9
14:18	129	43.6	11.86	0.83	0.00	79.8
14:19	128	43.5	12.06	1.70	0.00	59.6
14:20	129	43.5	11.13	5.17	0.00	107.5
14:21	130	43.5	12.69	9.62	0.00	115.1
14:22	129	43.5	15.73	14.22	0.00	78.1
14:23	128	43.5	14.46	4.03	0.23	57.1
14:24	128	43.6	13.25	0.00	0.00	50.4
14:25	128	43.6	11.99	0.00	0.00	52.1
14:26	128	43.7	11.52	0.00	0.00	54.6
14:27	128	43.8	12.09	0.00	0.00	53.8
14:28	128	43.9	12.56	0.00	0.00	45.4
14:29	128	44.0	12.74	0.00	0.00	48.7
14:30	127	44.2	11.59	0.00	0.00	38.6
14:31	127	44.2	12.06	0.00	0.00	31.1
14:32	127	44.3	14.78	0.00	0.00	42.0
14:33	127	44.5	13.15	0.00	0.00	48.7
14:34	127	44.6	12.12	0.00	0.00	58.8
14:35	127	44.7	12.08	0.00	0.00	52.9
14:36	127	44.8	14.13	0.00	0.00	54.6
14:37	128	44.9	15.23	0.02	0.00	72.2
14:38	128	45.1	11.94	0.00	0.00	79.8
14:39	128	45.3	12.45	0.00	0.00	72.2
14:40	128	45.4	12.94	0.00	0.00	80.6
14:41	129	45.6	13.14	0.00	0.00	122.6
14:42	129	45.7	13.89	0.00	0.00	107.5
14:43	129	45.9	14.89	0.00	0.00	96.6
14:44	130	46.0	14.61	0.00	0.00	147.8
14:45	130	46.2	14.97	0.00	0.00	126.8
14:46	130	46.3	15.83	0.00	0.00	126.8
14:47	130	46.5	15.13	0.00	0.00	148.7
14:48	130	46.7	15.50	0.00	0.00	121.0
14:49	130	46.9	15.98	0.00	0.00	127.7
14:50	131	47.0	15.31	0.00	0.00	147.8
14:51	130	47.2	15.61	0.00	0.00	122.6
14:52	130	47.4	16.11	0.00	0.00	135.2
14:53	131	47.5	15.09	0.00	0.00	148.7

14:54	131	47.6	15.82	0.00	0.00	122.6
14:55	130	47.8	16.26	0.00	0.00	128.5
14:56	131	47.9	15.45	0.00	0.00	142.0
14:57	131	48.1	16.86	0.41	0.00	156.2
14:58	131	48.2	17.78	4.90	0.00	139.4
14:59	131	48.4	15.03	0.00	0.06	139.4
15:00	132	48.5	16.29	36.98	1.19	168.0
15:01	132	48.6	15.22	18.56	0.00	138.6
15:02	131	48.7	12.62	1.15	0.00	117.6
15:03	131	48.8	13.56	0.47	0.00	110.0
15:04	131	48.8	15.08	0.00	0.00	94.9
15:05	131	48.9	13.58	0.00	0.00	113.4
15:06	131	49.0	13.80	0.00	0.00	101.6
15:07	131	49.0	13.69	0.41	0.00	104.2
15:08	131	49.1	12.22	0.08	0.00	95.8
15:09	131	49.2	11.76	0.08	0.00	90.7
15:10	130	49.2	13.52	0.48	0.00	79.8
15:11	131	49.2	12.53	0.01	0.00	96.6
15:12	131	49.3	11.87	0.00	0.00	95.8
15:13	131	49.3	13.35	0.54	0.00	98.3
15:14	131	49.3	13.51	0.00	0.00	100.8
Average	129	46.2	13.80	2.38	0.09	96.6

Average for first 30 mins of test	2.62	-
Average for second 30 mins of test	2.14	-
Average for first 60 mins of test	2.38	0.09

Canley Crematorium Stream 1 Abatement System Outlet

Data Log

29/07/14

Test 2

Time	Flue Gas °C	Meter °C	Flue Oxygen %v/v dry	CO mg/Nm ³ c.	VOC mg/Nm ³ c.	Sample Point Pa
15:34	132	45.8	14.66	3.56	0.00	144.5
15:35	131	45.6	13.98	4.78	0.00	108.4
15:36	131	45.4	14.10	2.57	0.00	80.6
15:37	130	45.3	13.71	2.17	0.00	65.5
15:38	130	45.1	13.77	1.50	0.00	75.6
15:39	131	45.0	13.83	3.44	0.00	155.4
15:40	133	44.9	14.30	4.59	0.08	166.3
15:41	133	44.9	14.67	8.27	2.45	143.6
15:42	133	44.9	14.35	6.21	1.82	128.5
15:43	132	44.9	14.39	4.70	0.00	120.1
15:44	132	44.9	14.58	3.42	0.00	107.5
15:45	132	44.9	14.30	1.53	0.00	126.8
15:46	133	44.9	14.22	2.32	0.00	122.6
15:47	133	45.0	13.64	2.42	0.00	108.4
15:48	133	45.0	14.15	3.42	0.00	103.3
15:49	133	45.1	13.73	2.27	0.00	107.5
15:50	133	45.2	13.21	2.20	0.00	110.0
15:51	133	45.3	13.10	2.09	0.00	110.9
15:52	133	45.4	13.34	2.16	0.00	92.4
15:53	133	45.5	13.51	2.93	0.00	90.7
15:54	133	45.6	14.20	3.02	0.00	87.4
15:55	132	45.6	14.67	2.60	0.00	86.5
15:56	133	45.7	14.62	2.58	0.00	109.2
15:57	134	45.8	14.59	2.89	0.00	148.7
15:58	135	45.9	14.27	2.46	0.00	182.3
15:59	136	46.0	14.66	1.76	0.00	173.0
16:00	136	46.1	13.88	1.15	0.00	163.8
16:01	137	46.1	13.54	1.10	0.00	188.2
16:02	137	46.2	14.85	1.34	0.00	154.6
16:03	137	46.3	14.70	1.29	0.00	121.0
16:04	136	46.3	14.78	1.29	0.00	103.3
16:05	136	46.4	14.57	1.25	0.00	90.7
16:06	135	46.5	14.26	2.14	0.00	88.2
16:07	135	46.6	12.88	2.01	0.00	105.8
16:08	137	46.6	12.90	1.52	0.00	163.8
16:09	139	46.7	14.15	1.19	0.00	214.2
16:10	139	46.7	14.84	1.34	0.00	199.9
16:11	139	46.8	14.80	0.02	0.00	180.6
16:12	139	46.9	14.60	0.00	0.00	142.8
16:13	138	46.9	15.25	0.00	0.00	105.0

16:14	137	47.0	14.78	0.02	0.00	79.8
16:15	136	47.1	14.79	0.02	0.00	62.2
16:16	135	47.2	13.95	0.01	0.00	64.7
16:17	135	47.2	13.70	0.01	0.00	86.5
16:18	135	47.3	14.03	0.58	0.00	102.5
16:19	136	47.4	14.90	0.02	0.00	119.3
16:20	136	47.4	15.65	0.04	0.00	125.2
16:21	135	47.5	15.99	0.00	0.00	123.5
16:22	135	47.5	15.94	0.00	0.00	119.3
16:23	135	47.6	15.84	0.00	0.00	117.6
16:24	135	47.7	15.95	0.00	0.00	113.4
16:25	134	47.7	15.84	0.00	0.00	110.9
16:26	134	47.8	15.95	0.00	0.00	111.7
16:27	134	47.8	16.18	0.00	0.00	110.9
16:28	133	47.9	16.51	0.00	0.00	94.9
16:29	133	47.9	17.50	0.00	0.00	113.4
16:30	133	47.9	17.81	0.00	0.00	101.6
16:31	132	48.0	16.22	0.00	0.00	68.9
16:32	131	48.0	16.30	74.27	0.00	76.4
16:33	131	48.0	16.69	112.58	0.00	79.0
16:34	131	48.1	13.96	3.72	0.00	91.6
Average	134	46.4	14.67	4.73	0.07	117.2

Average for first 30 mins of test	2.84	-
Average for second 30 mins of test	6.69	-
Average for first 60 mins of test	4.73	0.07

Canley Crematorium Stream 1 Abatement System Outlet

Data Log

29/07/14

Test 3

Time	Flue Gas °C	Meter °C	Flue Oxygen %v/v dry	CO mg/Nm ³ c.	VOC mg/Nm ³ c.	Sample Point Pa
17:06	130	43.5	13.31	1.28	0.28	92.4
17:07	130	43.3	13.94	1.16	0.00	74.8
17:08	130	43.1	14.01	0.00	0.00	65.5
17:09	129	43.0	13.78	0.00	0.00	63.8
17:10	129	42.9	13.81	0.00	0.00	68.9
17:11	130	42.8	13.83	0.00	0.00	88.2
17:12	130	42.7	14.28	0.00	0.00	114.2
17:13	131	42.7	14.99	0.97	0.00	110.0
17:14	130	42.7	15.49	0.02	0.00	79.8
17:15	130	42.7	15.94	0.00	0.00	67.2
17:16	129	42.7	16.38	1.20	0.00	79.8
17:17	130	42.8	15.20	3.58	0.26	106.7
17:18	130	42.9	14.13	0.61	0.15	95.8
17:19	130	43.0	15.81	4.12	0.00	103.3
17:20	131	43.1	14.88	3.15	0.00	101.6
17:21	131	43.2	14.21	0.00	0.00	103.3
17:22	132	43.3	16.35	0.00	0.00	129.4
17:23	132	43.5	17.11	0.00	0.00	129.4
17:24	132	43.6	17.17	0.00	0.00	128.5
17:25	132	43.7	17.32	0.00	0.00	126.8
17:26	132	43.8	17.46	0.00	0.00	123.5
17:27	132	44.0	16.70	0.00	0.00	117.6
17:28	131	44.1	15.08	0.00	0.00	111.7
17:29	131	44.2	15.20	0.03	0.00	115.9
17:30	132	44.3	16.28	0.00	0.00	135.2
17:31	132	44.4	15.03	0.00	0.00	126.8
17:32	132	44.6	15.65	0.00	0.00	125.2
17:33	132	44.7	16.20	0.00	0.00	113.4
17:34	132	44.8	15.04	0.00	0.00	115.1
17:35	132	45.0	14.37	0.00	0.00	110.0
17:36	133	45.1	14.42	0.00	0.00	108.4
17:37	133	45.2	14.55	0.00	0.00	107.5
17:38	133	45.4	14.71	0.00	0.00	107.5
17:39	133	45.5	14.84	0.00	0.00	106.7
17:40	133	45.6	14.96	0.00	0.00	105.8
17:41	133	45.7	15.07	0.00	0.00	106.7
17:42	133	45.8	15.22	0.00	0.00	84.0
17:43	133	45.9	14.37	0.00	0.00	66.4
17:44	132	45.9	13.68	0.00	0.00	59.6
17:45	132	46.0	13.29	0.00	0.00	61.3

17:46	132	46.0	14.45	0.00	0.00	74.8
17:47	132	46.1	15.36	0.00	0.00	84.0
17:48	132	46.1	15.84	0.00	0.00	84.8
17:49	132	46.1	15.97	0.00	0.00	92.4
17:50	132	46.2	16.07	0.00	0.00	99.1
17:51	132	46.2	15.63	0.00	0.00	100.0
17:52	132	46.3	15.70	0.00	0.00	101.6
17:53	133	46.4	15.77	0.00	0.00	100.8
17:54	133	46.4	15.81	0.00	0.00	99.1
17:55	133	46.5	16.30	0.00	0.00	89.9
17:56	132	46.6	16.55	0.00	0.00	96.6
17:57	133	46.7	16.33	0.00	0.00	100.8
17:58	133	46.8	15.95	0.00	0.00	100.8
17:59	133	46.8	15.99	0.00	0.00	100.8
18:00	133	46.9	16.02	0.00	0.00	100.0
18:01	133	47.0	15.98	0.00	0.00	92.4
18:02	133	47.1	15.78	0.00	0.00	74.8
18:03	132	47.2	15.25	0.00	0.00	71.4
18:04	132	47.2	15.09	0.00	0.00	68.0
18:05	132	47.2	15.91	0.00	0.00	71.4
18:06	132	47.3	16.37	0.00	0.00	68.0
Average	132	44.9	15.35	0.26	0.01	96.9

Average for first 30 mins of test	0.52	-
Average for second 30 mins of test	0.00	-
Average for first 60 mins of test	0.26	0.01

Canley Crematorium Stream 1 Abatement System Outlet

Total Particulate Matter and Hydrogen Chloride

Contract Canley Crematorium, DEM0744
Date 29th July 2014
Location Flue Gas Abatement System Outlet
Engineer(s) JB & ST
Absorbent H₂O

Test Log	Test 1		Test 2		Test 3	
Barometric Pressure(kPa)	100.2		100.2		100.2	
Gas Meter Temperature(Deg C)	46.2		46.4		44.9	
Oxygen Concentration(%v/v dry)	13.80		14.67		15.35	
Flue Gas Volumetric Flow(Nm ³ /h dry)	3260		3570		3284	
Time	Start	End	Start	End	Start	End
Gas Meter Reading(Am ³ dry)	14:14	15:14	15:34	16:34	17:06	18:06
Absorber Weight(g)	46.387	46.753	46.780	47.182	47.281	47.681
Filter Reference	3647.6	3667.5	3507.1	3528.9	3652.5	3671.3
Filter Weight(g)	CA290714F11		CA290714F21		CA290714F31	
Probe Rinse Reference	0.54680	0.54682	0.54544	0.54545	0.55130	0.55151
Probe Rinse Weight(g)	CA290714R11		CA290714R21		CA290714R31	
Sample Reference HCl	79.4873	79.4873	79.4873	79.4873	79.4873	79.4874
Absorbent Volume(ml)	CA290714H11		CA290714H21		CA290714H31A&B	
Absorbent(mg/l as HCl)	500		500		250	
Blank(mg/l as HCl)	8.5		9.1		31	
	0.05		0.05		0.05	

Calculation: General

Barometric Pressure(kPa)	100.2	100.2	100.2
Gas Meter temperature(Deg C)	46.2	46.4	44.9
Gas Volume Sampled(Am ³ dry)	0.366	0.402	0.400
Gas Volume Sampled(Nm ³ dry)	0.3096	0.3399	0.3397
Mass of Dry Gas(g @ 1292.8 g/Nm ³)	400.26	439.42	439.23
Change in Absorber Weight(g)	19.9	21.8	18.8
Water Vapour Volume(Nm ³ @ 803.9 g/Nm ³)	0.0248	0.0271	0.0234
Gas Volume(Nm ³ wet)	0.3344	0.3670	0.3631
Mass of Wet Gas(g)	420.16	461.22	458.03
Moisture Concentration(%v/v)	7.4	7.4	6.4
Moisture Concentration(%w/w)	4.7	4.7	4.1

Calculation: Particulate

Increase In Filter Weights(g)	0.00003	0.00001	0.00027
Particulate Emission(mg/Nm ³ dry)	0.08	0.04	0.80
Oxygen Concentration(%v/v dry)	13.80	14.67	15.35
Particulate Emission	0.12	0.06	1.42
(mg/Nm³ @ 11 %v/v Oxygen dry)			
Flue Gas Volumetric Flow(Nm ³ /h dry)	3260	3570	3284
Particulate Emission(g/h)	0.27	0.14	2.62
Required Sample Velocity(Nm/s)	9.41	10.31	9.48
Nozzle Used(mm)	3.5	3.5	3.5
Area of Nozzle(m ²)	0.00000962	0.00000962	0.00000962
Test Duration(mins)	60	60	60
Actual Sample Velocity(Nm/s)	8.94	9.81	9.81
Isokinetic Closure(%)	95	95	103
		98	

Calculation: HCl

Absorbent(mg/l as HCl)	8.50	9.10	31.05
Blank(mg/l as HCl)	0.05	0.05	0.05
Chloride Absorbed(mg/l as HCl)	8.45	9.05	31
Chloride Absorbed(mg as HCl)	4.23	4.53	7.75
HCl(mg)	4.23	4.53	7.75
HCl Emission(mg/Nm ³ dry)	13.65	13.31	22.81
Oxygen Concentration(%v/v dry)	13.80	14.67	15.35
HCl Emission	18.99	21.10	40.51
(mg/Nm³ @ 11 %v/v Oxygen dry)			
Flue Gas Volumetric Flow(Nm ³ /h dry)	3260	3570	3284
HCl Emission(g/h)	44.48	47.52	74.91

Canley Crematorium Stream 1 Abatement System Outlet

Flue Gas Volumetric Flow

Contract Canley Crematorium, DEM0744
 Date 29th July 2014
 Location Flue Gas Abatement System Outlet
 Engineer(s) JB & ST

Test Log	Test 1	Test 2	Test 3
Flue Gas Temperature(Deg C)	129	134	132
Flue Gas Pitot Head Sample Points(Pa)	96.6	117.2	96.9
Flue Gas Moisture(%v/v)	7.4	7.4	6.4
Flue Gas Moisture(%w/w)	4.7	4.7	4.1
Flue Gas Duct Dimensions(mm)	350 mm Diameter Circular Stack		
Flue Gas Duct Area(m ²)	0.0962		

Calculation

Flue Gas Density(kg/m ³)	0.8615	0.8515	0.8586
<u>Sample Points</u>			
Flue Gas Velocity(Am/s)	14.98	16.59	15.02
Flue Gas Volumetric Flowrate(Am ³ /h)	5188	5747	5203
Flue Gas Volumetric Flowrate(Am ³ /h dry)	4804	5323	4868
Flue Gas Volumetric Flowrate(Nm ³ /h dry)	3260	3570	3284
<u>Duct Mean</u>			
Flue Gas Velocity(Am/s)	14.78	16.37	14.82
Flue Gas Volumetric Flowrate(Am ³ /h)	5118	5670	5133
Flue Gas Volumetric Flowrate(Am ³ /h dry)	4740	5251	4803
Flue Gas Volumetric Flowrate(Nm³/h dry)	3216	3522	3240

Canley Crematorium Stream 1 Abatement System Outlet

Data Log

30/07/14

Test 4

Time	Flue Gas °C	Meter °C	Flue O ₂ %v/v dry	Sample Point Pa
11:18	95	26.2	15.28	50.4
11:19	95	26.2	15.99	35.3
11:20	96	26.3	15.20	49.6
11:21	97	26.5	14.13	53.8
11:22	98	26.6	14.92	40.3
11:23	99	26.9	15.89	61.3
11:24	101	27.1	13.24	68.9
11:25	100	27.4	15.79	26.0
11:26	100	27.8	15.58	24.4
11:27	101	28.1	15.03	46.2
11:28	101	28.5	14.80	37.8
11:29	101	28.9	15.82	30.2
11:30	102	29.3	14.62	47.9
11:31	103	29.7	14.51	45.4
11:32	104	30.1	14.57	47.9
11:33	104	30.6	15.51	31.9
11:34	105	31.0	15.29	42.8
11:35	105	31.4	14.02	53.8
11:36	105	31.8	14.59	41.2
11:37	105	32.2	15.39	27.7
11:38	106	32.6	15.42	40.3
11:39	107	33.1	14.16	48.7
11:40	107	33.5	14.72	33.6
11:41	107	33.9	16.42	32.8
11:42	107	34.3	15.09	42.0
11:43	108	34.7	14.28	40.3
11:44	107	35.1	16.04	25.2
11:45	107	35.5	16.83	36.1
11:46	108	35.8	15.04	37.0
11:47	108	36.2	15.27	28.6
11:48	108	36.6	17.28	37.0
11:49	109	36.9	15.88	41.2
11:50	109	37.3	15.20	31.1
11:51	109	37.6	17.71	38.6
11:52	109	38.0	13.94	32.8
11:53	108	38.3	14.95	21.8
11:54	109	38.6	14.76	29.4
11:55	108	38.9	14.94	12.6
11:56	109	39.2	17.26	30.2
11:57	109	39.5	13.19	20.2
11:58	108	39.8	16.05	16.8

11:59	109	40.1	16.45	31.9
12:00	109	40.4	13.86	19.3
12:01	108	40.6	15.38	22.7
12:02	109	40.9	15.76	41.2
12:03	110	41.1	13.31	60.5
12:04	111	41.4	14.64	54.6
12:05	111	41.6	15.65	31.1
12:06	111	41.8	15.45	49.6
12:07	112	42.1	14.75	62.2
12:08	112	42.3	16.26	47.9
12:09	112	42.5	16.69	47.9
12:10	112	42.7	16.87	47.9
12:11	113	42.9	16.61	63.0
12:12	113	43.1	15.79	44.5
12:13	114	43.3	16.96	50.4
12:14	114	43.5	16.44	61.3
12:15	114	43.7	16.07	44.5
12:16	114	43.8	17.24	49.6
12:17	114	44.0	16.79	62.2
12:18	114	44.1	16.02	45.4
12:19	115	44.3	17.42	59.6
12:20	116	44.4	16.29	63.8
12:21	116	44.6	16.48	45.4
12:22	116	44.7	17.55	53.8
12:23	116	44.9	17.01	65.5
12:24	116	45.0	16.30	47.9
12:25	116	45.1	17.68	58.0
12:26	117	45.2	16.70	65.5
12:27	116	45.3	16.42	45.4
12:28	117	45.4	17.65	52.1
12:29	118	45.6	17.10	63.8
12:30	118	45.7	16.25	47.9
12:31	118	45.8	17.71	54.6
12:32	118	45.9	16.96	65.5
12:33	118	46.0	16.36	47.9
12:34	118	46.1	17.74	57.1
12:35	118	46.2	16.00	57.1
12:36	118	46.3	16.36	39.5
12:37	118	46.4	17.49	48.7
12:38	119	46.5	16.81	58.8
12:39	119	46.6	16.14	42.8
12:40	118	46.7	17.55	52.9
12:41	118	46.8	16.68	43.7
12:42	117	46.9	19.51	26.0
12:43	117	47.0	20.58	18.5
12:44	117	47.0	17.26	28.6
12:45	118	47.1	13.97	56.3
12:46	119	47.1	17.78	77.3
12:47	120	47.1	14.26	72.2

12:48	120	47.2	15.58	44.5
12:49	119	47.2	15.83	39.5
12:50	119	47.2	15.83	41.2
12:51	119	47.2	16.14	55.4
12:52	120	47.2	15.15	63.8
12:53	120	47.2	14.84	52.1
12:54	120	47.2	14.50	46.2
12:55	120	47.2	14.97	43.7
12:56	120	47.2	15.09	43.7
12:57	120	47.2	15.18	45.4
12:58	120	47.2	14.99	50.4
12:59	119	47.2	14.77	47.0
13:00	119	47.2	15.39	44.5
13:01	119	47.2	15.51	42.8
13:02	119	47.2	15.14	40.3
13:03	120	47.2	14.52	40.3
13:04	120	47.2	14.58	42.0
13:05	120	47.2	14.74	41.2
13:06	119	47.2	14.90	40.3
13:07	119	47.2	14.91	36.1
13:08	118	47.2	14.60	36.1
13:09	119	47.2	14.71	37.0
13:10	119	47.2	14.62	53.8
13:11	120	47.2	14.84	61.3
13:12	120	47.2	14.92	53.8
13:13	120	47.3	14.78	47.0
13:14	120	47.3	14.53	53.8
13:15	120	47.3	14.73	58.0
13:16	120	47.3	14.64	58.0
13:17	120	47.4	14.55	58.0
13:18	120	47.4	14.52	57.1
13:19	120	47.4	14.81	52.1
13:20	120	47.5	14.84	38.6
13:21	120	47.5	14.80	36.1
13:22	120	47.5	15.10	32.8
13:23	119	47.5	15.30	31.1
13:24	119	47.6	15.68	30.2
13:25	119	47.6	16.15	29.4
13:26	118	47.6	16.40	29.4
13:27	118	47.7	16.43	29.4
13:28	118	47.7	16.69	28.6
13:29	118	47.7	16.96	27.7
13:30	118	47.7	17.21	27.7
13:31	118	47.8	17.43	39.5
13:32	118	47.8	16.55	37.8
13:33	118	47.8	17.15	26.9
13:34	118	47.9	17.80	31.9
13:35	118	47.9	17.93	53.8
13:36	119	47.9	15.72	40.3

13:37	118	47.9	17.87	35.3
13:38	119	48.0	17.60	62.2
13:39	118	48.0	16.00	37.0
13:40	118	48.0	18.52	51.2
13:41	118	48.0	16.80	58.8
13:42	118	48.0	16.74	37.0
13:43	118	48.1	17.98	40.3
13:44	118	48.1	17.21	27.7
13:45	118	48.1	18.54	45.4
13:46	117	48.1	14.71	14.3
13:47	116	48.1	17.87	7.6
13:48	116	48.2	18.93	18.5
13:49	117	48.2	17.75	39.5
13:50	117	48.2	14.54	43.7
13:51	118	48.3	16.27	89.0
13:52	119	48.3	17.53	92.4
13:53	120	48.3	17.68	91.6
13:54	120	48.3	17.73	92.4
13:55	120	48.3	17.78	86.5
13:56	121	48.3	17.46	100.8
13:57	121	48.4	15.07	103.3
13:58	121	48.4	14.77	103.3
13:59	121	48.4	14.75	102.5
14:00	122	48.4	14.78	102.5
14:01	123	48.4	14.79	96.6
14:02	123	48.4	14.69	94.1
14:03	123	48.4	14.71	91.6
14:04	123	48.5	14.69	91.6
14:05	123	48.5	14.74	89.9
14:06	122	48.5	14.70	89.9
14:07	122	48.5	14.71	89.9
14:08	123	48.5	14.74	102.5
14:09	125	48.5	14.54	120.1
14:10	125	48.6	14.87	93.2
14:11	125	48.6	14.91	91.6
14:12	125	48.6	14.87	84.8
14:13	125	48.6	15.85	95.8
14:14	124	48.6	17.09	91.6
14:15	124	48.6	16.09	74.8
14:16	123	48.6	12.77	53.8
14:17	124	48.6	15.17	97.4
14:18	127	48.6	14.48	157.9
14:19	128	48.6	13.35	133.6
14:20	128	48.6	14.05	94.9
14:21	127	48.6	13.89	94.9
14:22	127	48.7	14.05	97.4
14:23	127	48.6	14.34	102.5
14:24	127	48.7	14.09	121.0
14:25	128	48.7	13.46	123.5

14:26	128	48.7	13.41	128.5
14:27	128	48.7	13.95	109.2
14:28	129	48.7	13.64	108.4
14:29	129	48.7	13.45	110.9
14:30	129	48.7	13.24	124.3
14:31	129	48.7	13.43	116.8
14:32	129	48.7	13.46	115.9
14:33	129	48.7	13.53	119.3
14:34	129	48.7	13.50	121.8
14:35	129	48.7	13.54	115.1
14:36	129	48.7	13.52	110.0
14:37	128	48.7	13.57	92.4
14:38	128	48.8	13.27	75.6
14:39	128	48.8	12.87	68.0
14:40	127	48.8	12.51	57.1
14:41	127	48.8	11.95	57.1
14:42	128	48.8	12.02	72.2
14:43	128	48.8	12.49	80.6
14:44	128	48.8	12.96	76.4
14:45	128	48.8	12.97	66.4
14:46	127	48.8	12.56	55.4
14:47	127	48.8	12.06	47.9
14:48	127	48.8	11.51	44.5
14:49	126	48.8	11.33	40.3
14:50	126	48.8	11.10	35.3
14:51	126	48.8	10.21	45.4
14:52	126	48.8	11.53	39.5
14:53	126	48.9	10.91	32.8
14:54	125	48.9	10.23	30.2
14:55	125	48.8	9.74	28.6
14:56	125	48.9	9.62	26.9
14:57	124	48.9	9.66	25.2
14:58	124	48.9	9.60	23.5
14:59	124	48.9	9.63	23.5
15:00	124	48.9	9.78	24.4
15:01	123	48.9	10.02	26.0
15:02	123	48.9	10.67	31.1
15:03	123	48.9	11.21	43.7
15:04	123	48.9	12.61	45.4
15:05	123	48.9	13.09	49.6
15:06	124	49.0	13.77	59.6
15:07	125	49.0	14.64	59.6
15:08	125	49.0	14.81	55.4
15:09	125	48.9	15.83	65.5
15:10	125	48.9	16.16	80.6
15:11	126	48.9	13.14	113.4
15:12	126	48.9	12.07	93.2
15:13	126	48.8	13.30	89.9
15:14	126	48.8	12.68	80.6

15:15	126	48.8	12.52	72.2
15:16	126	48.8	12.74	74.8
15:17	126	48.8	12.75	73.9
15:18	126	48.8	12.50	74.8
15:19	127	48.7	12.44	100.8
15:20	127	48.7	13.14	105.0
15:21	128	48.7	14.67	135.2
15:22	128	48.6	17.19	136.9
Average	118	44.9	15.00	57.8

Canley Crematorium Stream 1 Abatement System Outlet

Mercury

Contract Canley Crematorium, DEM0744
 Date 30th July 2014
 Location Flue Gas Abatement System Outlet
 Engineer(s) JB & ST
 Absorbent 4% K₂CR₂O₇ / 20% HNO₃ in H₂O

Test Log

Test 4

Barometric Pressure(kPa)	101.8
Gas Meter Temperature(Deg C)	44.9
Oxygen Concentration(%v/v dry)	15.00
Flue Gas Volumetric Flow(Nm ³ /h dry)	2593
	Start End
Time	11:18 15:22
Gas Meter Reading(Am ³ dry)	47.732 49.335
Absorber Weight(g)	3538.1 3590.2
Filter Reference	CA300714HgF1
Filter Fraction Analysed	1
Filter(µg as Hg)	0.02
Filter Blank(µg as Hg)	0.01
Probe Rinse Reference	Washed into Hg1A
Probe Rinse Volume(ml)	0
Probe Rinse(µg/l as Hg)	0
Probe Rinse Blank(µg/l as Hg)	0
Absorbent Reference	CA300714Hg1A&B
Absorbent Volume(ml)	250 250
Absorbent(µg/l as Hg)	21 1.3
Absorbent Blank(µg/l as Hg)	3.2 3.2

Calculation: General

Barometric Pressure(kPa)	101.8
Gas Meter Temperature(Deg C)	44.9
Gas Volume Sampled(Am ³ dry)	1.603
Gas Volume Sampled(Nm ³ dry)	1.3836
Mass of Dry Gas(g @ 1292.8 g/Nm ³)	1788.68
Change in Absorber Weight(g)	52.1
Water Vapour Volume(Nm ³ @ 803.9 g/Nm ³)	0.0648
Gas Volume(Nm ³ wet)	1.4484
Mass of Wet Gas(g)	1840.78
Moisture Concentration(%v/v)	4.5
Moisture Concentration(%w/w)	2.8

Calculation: Mercury

Filter(μg as Hg)	0.01
Probe Rinse(μg as Hg)	0.00
Absorbent(μg as Hg)	3.98
Total Mercury Sampled(μg)	3.99
Mercury Emission($\mu\text{g}/\text{Nm}^3$ dry)	2.88
Oxygen Concentration(%v/v dry)	15.00
Mercury Emission	4.82
($\mu\text{g}/\text{Nm}^3$ @ 11 %v/v Oxygen dry)	
Flue Gas Volumetric Flowrate(Nm^3/h dry)	2593
Mercury Emission(g/h)	0.007
Required Sample Velocity(Nm/s)	7.59
Nozzle Used(mm)	4.0
Area of Nozzle(m^2)	0.00001257
Test Duration(mins)	244
Actual Sample Velocity(Nm/s)	7.52
Isokinetic Closure(%)	99

Canley Crematorium Stream 1 Abatement System Outlet

Flue Gas Volumetric Flow

Contract	Canley Crematorium, DEM0744
Date	30th July 2014
Location	Flue Gas Abatement System Outlet
Engineer(s)	JB & ST

Test Log

Test 4

Flue Gas Temperature(Deg C)	118
Flue Gas Pitot Head Sample Points(Pa)	57.8
Flue Gas Pitot Head Duct Mean(Pa)	56.3
Flue Gas Moisture(%v/v)	4.5
Flue Gas Moisture(%w/w)	2.8
Flue Gas Duct Dimensions(mm)	350 mm Diameter
Flue Gas Duct Area(m ²)	0.0962

Calculation

Flue Gas Density(kg/m ³)	0.8928
<u>Sample Points</u>	
Flue Gas Velocity(Am/s)	11.38
Flue Gas Volumetric Flowrate(Am ³ /h)	3942
Flue Gas Volumetric Flowrate(Am ³ /h dry)	3765
Flue Gas Volumetric Flowrate(Nm ³ /h dry)	2628
<u>Duct Mean</u>	
Flue Gas Velocity(Am/s)	11.23
Flue Gas Volumetric Flowrate(Am ³ /h)	3889
Flue Gas Volumetric Flowrate(Am ³ /h dry)	3715
Flue Gas Volumetric Flowrate(Nm³/h dry)	2593

Canley Crematorium Stream 2 Abatement System Outlet Data Log

28/07/14

Test 1

Time	Flue Gas °C	Meter °C	Flue Oxygen %v/v dry	CO mg/Nm ³ c.	VOC mg/Nm ³ c.	Sample Point Pa
13:05	97	26.3	17.89	0.00	0.38	285.6
13:06	96	26.4	17.49	0.00	4.55	236.0
13:07	97	26.5	16.56	0.00	0.00	248.6
13:08	96	26.7	17.13	0.00	0.00	226.8
13:09	96	26.9	17.17	0.00	0.00	198.2
13:10	97	27.2	15.74	0.00	0.00	265.4
13:11	97	27.6	15.11	0.00	0.00	252.0
13:12	97	27.9	15.57	0.00	0.00	247.0
13:13	97	28.3	16.12	0.00	0.00	221.8
13:14	98	28.7	15.72	0.00	0.00	245.3
13:15	97	29.1	16.21	0.00	0.00	220.1
13:16	97	29.5	15.85	0.00	0.00	215.9
13:17	97	30.0	15.96	0.00	0.00	241.9
13:18	98	30.4	16.08	0.00	0.00	240.2
13:19	97	30.9	16.49	0.00	0.03	201.6
13:20	97	31.3	16.18	0.00	0.00	184.0
13:21	97	31.8	15.63	0.00	0.00	210.0
13:22	96	32.2	16.35	0.00	0.00	187.3
13:23	96	32.7	16.33	0.00	0.00	183.1
13:24	96	33.2	16.30	0.00	0.00	200.8
13:25	95	33.6	16.32	0.00	0.00	168.8
13:26	95	34.1	16.56	0.00	0.00	157.9
13:27	95	34.5	16.61	0.00	0.00	168.0
13:28	96	34.9	16.15	0.00	0.00	179.8
13:29	96	35.4	16.86	0.00	0.00	166.3
13:30	95	35.8	17.05	0.00	0.00	175.6
13:31	96	36.2	16.60	0.00	0.00	205.8
13:32	95	36.6	17.02	0.00	0.00	179.8
13:33	95	37.0	17.17	0.00	0.00	172.2
13:34	95	37.3	16.97	0.00	0.00	189.8
13:35	96	37.7	16.97	0.00	0.00	170.5
13:36	96	38.1	17.37	0.00	0.00	177.2
13:37	96	38.4	17.47	0.00	0.00	194.0
13:38	96	38.8	17.14	0.00	0.00	183.1
13:39	95	39.1	17.79	0.00	0.00	177.2
13:40	95	39.4	17.93	0.00	0.00	184.0
13:41	95	39.8	17.52	0.00	0.00	186.5
13:42	95	40.1	17.72	0.00	0.00	171.4
13:43	96	40.4	16.74	0.00	0.00	157.1
13:44	96	40.7	17.06	0.00	0.00	173.9

13:45	95	41.0	18.26	0.00	0.00	154.6
13:46	95	41.3	17.56	0.00	0.00	168.8
13:47	95	41.6	16.64	0.00	0.00	168.0
13:48	95	41.9	17.66	0.00	0.00	157.1
13:49	95	42.2	17.85	0.00	0.00	150.4
13:50	94	42.4	16.87	0.00	0.00	136.9
13:51	95	42.7	17.20	0.00	0.00	161.3
13:52	95	42.9	18.01	0.00	0.00	154.6
13:53	96	43.1	16.56	0.00	0.00	176.4
13:54	95	43.4	17.08	0.00	0.00	167.2
13:55	95	43.6	17.31	0.00	0.00	166.3
13:56	95	43.8	18.76	0.18	0.00	164.6
13:57	95	44.0	16.99	0.00	0.00	173.0
13:58	95	44.2	16.64	0.00	0.00	181.4
13:59	95	44.4	16.67	0.00	0.00	148.7
14:00	94	44.6	17.08	0.00	0.00	131.9
14:01	94	44.8	17.28	0.00	0.00	140.3
14:02	95	44.9	16.88	0.00	0.00	174.7
14:03	95	45.1	16.93	0.00	0.00	163.8
14:04	94	45.3	17.25	0.00	0.00	157.1
14:05	94	45.4	17.84	0.00	0.00	140.3
Average	96	36.8	16.89	0.00	0.08	186.7

Average for first 30 mins of test	0.00	-
Average for second 30 mins of test	0.01	-
Average for first 60 mins of test	0.00	0.08

Canley Crematorium Stream 2 Abatement System Outlet

Data Log

28/07/14

Test 2

Time	Flue Gas °C	Meter °C	Flue Oxygen %v/v dry	CO mg/Nm ³ c.	VOC mg/Nm ³ c.	Sample Point Pa
14:52	98	42.7	15.87	0.08	0.00	163.8
14:53	98	42.7	16.53	0.00	0.00	147.0
14:54	98	42.6	16.78	0.00	0.00	157.1
14:55	97	42.7	16.70	0.00	0.00	166.3
14:56	98	42.7	16.15	0.00	0.00	211.7
14:57	99	42.8	16.36	0.00	0.00	254.5
14:58	98	42.9	17.51	0.00	0.00	202.4
14:59	97	43.1	17.83	0.00	0.00	165.5
15:00	97	43.2	17.71	0.00	0.00	155.4
15:01	97	43.3	17.89	0.00	0.00	164.6
15:02	97	43.5	17.75	0.96	0.00	216.7
15:03	98	43.6	17.23	3.61	0.00	235.2
15:04	98	43.8	17.16	0.16	0.00	247.0
15:05	98	43.9	17.35	0.00	0.00	242.8
15:06	98	44.1	17.20	0.00	0.00	216.7
15:07	98	44.3	16.97	0.00	0.00	183.1
15:08	97	44.5	17.12	0.00	0.00	155.4
15:09	96	44.7	17.30	0.00	0.00	146.2
15:10	96	44.8	17.24	0.00	0.00	140.3
15:11	95	45.0	17.20	0.00	0.00	136.1
15:12	95	45.1	17.17	0.00	0.00	129.4
15:13	96	45.3	17.17	0.00	0.00	134.4
15:14	96	45.4	16.86	0.00	0.00	161.3
15:15	97	45.5	16.12	0.00	0.00	178.1
15:16	97	45.6	16.24	0.00	0.00	175.6
15:17	97	45.7	15.98	0.00	0.00	171.4
15:18	97	45.8	15.93	0.00	0.00	192.4
15:19	97	45.9	16.01	0.00	0.00	187.3
15:20	97	46.0	16.15	0.00	0.00	182.3
15:21	97	46.2	16.23	0.00	0.00	181.4
15:22	96	46.3	16.36	0.00	0.00	178.1
15:23	96	46.5	16.44	0.00	0.00	176.4
15:24	96	46.6	16.56	0.00	0.00	171.4
15:25	96	46.7	16.60	0.00	0.00	169.7
15:26	96	46.9	16.71	0.00	0.00	168.0
15:27	96	47.0	16.82	0.00	0.00	165.5
15:28	96	47.1	16.92	0.00	0.00	166.3
15:29	95	47.2	17.01	0.00	0.00	164.6
15:30	95	47.3	17.08	0.00	0.00	162.1
15:31	95	47.4	17.12	0.00	0.00	162.1

15:32	95	47.5	17.19	0.00	0.00	161.3
15:33	95	47.6	17.23	0.00	0.00	160.4
15:34	95	47.7	17.27	0.00	0.00	158.8
15:35	95	47.8	17.31	0.00	0.00	156.2
15:36	95	47.9	17.30	0.00	0.00	152.0
15:37	94	48.0	17.30	0.00	0.00	152.9
15:38	95	48.1	17.36	0.00	0.00	163.0
15:39	95	48.2	17.47	0.00	0.00	161.3
15:40	95	48.2	17.49	0.00	0.00	163.8
15:41	95	48.3	17.53	0.00	0.00	163.8
15:42	95	48.4	17.52	0.00	0.00	162.1
15:43	95	48.5	17.55	0.00	0.00	162.1
15:44	95	48.6	17.58	0.00	0.00	163.0
15:45	95	48.6	17.60	0.00	0.00	160.4
15:46	95	48.7	17.57	0.00	0.00	144.5
15:47	95	48.8	17.39	0.00	0.00	142.0
15:48	95	48.8	17.37	0.00	0.00	142.8
15:49	95	48.9	17.41	0.00	0.00	140.3
15:50	95	49.0	17.35	0.00	0.00	136.9
15:51	95	49.0	17.33	0.00	0.00	135.2
15:52	94	49.1	18.23	0.15	0.00	137.8
Average	96	46.1	17.04	0.08	0.00	169.0

Average for first 30 mins of test	0.16	-
Average for second 30 mins of test	0.00	-
Average for first 60 mins of test	0.08	0.00

Canley Crematorium Stream 2 Abatement System Outlet

Data Log

28/07/14

Test 3

Time	Flue Gas °C	Meter °C	Flue Oxygen %v/v dry	CO mg/Nm ³ c.	VOC mg/Nm ³ c.	Sample Point Pa
16:03	97	48.9	16.78	0.00	0.00	213.4
16:04	97	48.8	17.43	0.00	0.00	200.8
16:05	97	48.7	17.57	0.00	0.00	177.2
16:06	96	48.7	17.49	0.00	0.00	151.2
16:07	96	48.6	17.35	0.00	0.00	150.4
16:08	96	48.6	17.14	0.00	0.00	159.6
16:09	96	48.6	16.75	0.00	0.00	194.9
16:10	97	48.6	16.33	0.00	0.00	225.1
16:11	98	48.6	16.89	0.00	0.00	223.4
16:12	98	48.6	16.85	0.00	0.00	219.2
16:13	98	48.6	16.96	0.00	0.00	221.8
16:14	98	48.7	16.64	0.00	0.00	215.9
16:15	98	48.7	16.46	0.00	0.00	177.2
16:16	97	48.7	16.75	0.00	0.00	159.6
16:17	97	48.8	16.60	0.00	0.00	173.9
16:18	97	48.8	16.63	0.00	0.00	197.4
16:19	97	48.9	16.88	0.00	0.00	190.7
16:20	97	48.9	16.78	0.00	0.00	189.8
16:21	97	48.9	16.84	0.00	0.00	175.6
16:22	96	49.0	17.44	0.00	0.00	173.9
16:23	96	49.0	18.25	0.15	0.00	162.1
16:24	95	49.1	17.84	0.00	0.00	100.8
16:25	94	49.1	17.18	0.00	0.00	53.8
16:26	94	49.2	16.89	0.00	0.00	58.0
16:27	94	49.2	16.83	0.00	0.00	55.4
16:28	93	49.3	16.25	0.00	0.00	64.7
16:29	94	49.3	16.16	0.00	0.00	91.6
16:30	94	49.3	16.53	0.00	0.00	89.0
16:31	93	49.3	16.42	0.00	0.00	79.8
16:32	92	49.3	16.64	0.00	0.00	63.8
16:33	92	49.3	16.42	0.00	0.00	57.1
16:34	92	49.2	16.35	0.00	0.00	55.4
16:35	92	49.2	16.57	0.00	0.00	47.0
16:36	91	49.1	16.80	0.00	0.00	40.3
16:37	91	49.1	16.57	0.00	0.00	41.2
16:38	91	49.1	16.55	0.00	0.00	41.2
16:39	91	49.0	16.63	0.00	0.00	40.3
16:40	90	49.0	16.64	0.00	0.00	38.6
16:41	90	49.0	16.74	0.00	0.00	36.1
16:42	90	48.9	16.86	0.00	0.00	35.3

16:43	90	48.9	17.12	0.00	0.00	35.3
16:44	90	48.9	17.36	0.00	0.00	35.3
16:45	89	48.9	17.65	0.00	0.00	34.4
16:46	89	48.8	17.91	0.00	0.00	33.6
16:47	89	48.8	18.16	0.00	0.00	32.8
16:48	89	48.8	18.45	0.00	0.00	31.9
16:49	89	48.8	18.58	0.00	0.00	38.6
16:50	89	48.8	18.84	0.00	0.00	39.5
16:51	88	48.8	19.10	0.00	0.00	39.5
16:52	88	48.8	19.23	0.00	0.00	39.5
16:53	88	48.8	19.37	0.00	0.00	39.5
16:54	88	48.7	19.48	0.00	0.00	39.5
16:55	88	48.7	19.61	0.00	0.00	39.5
16:56	88	48.7	19.71	0.00	0.00	38.6
16:57	88	48.7	19.81	0.00	0.00	46.2
16:58	88	48.7	19.57	0.00	0.00	44.5
16:59	88	48.7	17.99	0.00	0.00	28.6
17:00	87	48.7	19.60	0.00	0.00	32.8
17:01	88	48.7	19.96	0.00	0.00	51.2
17:02	88	48.8	18.70	0.00	0.00	37.0
17:03	87	48.8	17.88	0.00	0.00	25.2
Average	93	48.9	17.50	0.00	0.00	95.5

Average for first 30 mins of test	0.00	-
Average for second 30 mins of test	0.00	-
Average for first 60 mins of test	0.00	0.00

Canley Crematorium Stream 2 Abatement System Outlet

Total Particulate Matter and Hydrogen Chloride

Contract Canley Crematorium, DEM0744
Date 28th July 2014
Location Flue Gas Abatement System Outlet
Engineer(s) JB & ST
Absorbent H₂O

Test Log	Test 1		Test 2		Test 3	
Barometric Pressure(kPa)	100.2		100.2		100.2	
Gas Meter Temperature(Deg C)	36.8		46.1		48.9	
Oxygen Concentration(%v/v dry)	16.89		17.04		17.50	
Flue Gas Volumetric Flow(Nm ³ /h dry)	4762		4517		3333	
Time	Start	End	Start	End	Start	End
Gas Meter Reading(Am ³ dry)	43.398	43.916	44.106	44.646	44.717	45.098
Absorber Weight(g)	3483.7	3510.0	3636.9	3664.6	3483.2	3510.0
Filter Reference	CA280714F12		CA280714F22		CA280714F32	
Filter Weight(g)	0.55219	0.55230	0.55003	0.55011	0.55287	0.55307
Probe Rinse Reference	CA280714R12		CA280714R22		CA280714R32	
Probe Rinse Weight(g)	79.4873	79.4873	79.4873	79.4874	79.4874	79.4874
Sample Reference HCl	CA280714H12		CA280714H22		CA280714H32 A&B	
Absorbent Volume(ml)	500		500		250	250
Absorbent(mg/l as HCl)	15		14		16	0.07
Blank(mg/l as HCl)	0.05		0.05		0.05	0.05

Calculation: General

Barometric Pressure(kPa)	100.2	100.2	100.2
Gas Meter temperature(Deg C)	36.8	46.1	48.9
Gas Volume Sampled(Am ³ dry)	0.518	0.540	0.381
Gas Volume Sampled(Nm ³ dry)	0.4515	0.4570	0.3196
Mass of Dry Gas(g @ 1292.8 g/Nm ³)	583.74	590.77	413.22
Change in Absorber Weight(g)	26.3	27.7	26.8
Water Vapour Volume(Nm ³ @ 803.9 g/Nm ³)	0.0327	0.0345	0.0333
Gas Volume(Nm ³ wet)	0.4842	0.4914	0.3530
Mass of Wet Gas(g)	610.04	618.47	440.02
Moisture Concentration(%v/v)	6.8	7.0	9.4
Moisture Concentration(%w/w)	4.3	4.5	6.1

Calculation: Particulate

Increase In Filter Weights(g)	0.00013	0.00009	0.00024
Particulate Emission(mg/Nm ³ dry)	0.29	0.21	0.74
Oxygen Concentration(%v/v dry)	16.89	17.04	17.50
Particulate Emission	0.70	0.53	2.13
(mg/Nm³ @ 11 %v/v Oxygen dry)			
Flue Gas Volumetric Flow(Nm ³ /h dry)	4762	4517	3333
Particulate Emission(g/h)	1.37	0.93	2.46
Required Sample Velocity(Nm/s)	13.75	13.04	9.62
Nozzle Used(mm)	3.5	3.5	3.5
Area of Nozzle(m ²)	0.00000962	0.00000962	0.00000962
Test Duration(mins)	60	60	60
Actual Sample Velocity(Nm/s)	13.04	13.19	9.23
Isokinetic Closure(%)	95	101	96
		97	

Calculation: HCl

Absorbent(mg/l as HCl)	15.00	14.00	16.07
Blank(mg/l as HCl)	0.05	0.05	0.05
Chloride Absorbed(mg/l as HCl)	14.95	13.95	16.02
Chloride Absorbed(mg as HCl)	7.48	6.98	4.01
HCl(mg)	7.48	6.98	4.01
HCl Emission(mg/Nm ³ dry)	16.55	15.26	12.53
Oxygen Concentration(%v/v dry)	16.89	17.04	17.50
HCl Emission	40.56	38.88	36.18
(mg/Nm³ @ 11 %v/v Oxygen dry)			
Flue Gas Volumetric Flow(Nm ³ /h dry)	4762	4517	3333
HCl Emission(g/h)	78.84	68.94	41.77

Canley Crematorium Stream 2 Abatement System Outlet

Flue Gas Volumetric Flow

Contract Canley Crematorium, DEM0744
 Date 28th July 2014
 Location Flue Gas Abatement System Outlet
 Engineer(s) JB & ST

Test Log	Test 1	Test 2	Test 3
Flue Gas Temperature(Deg C)	96	96	93
Flue Gas Pitot Head Sample Points(Pa)	186.7	169.0	95.5
Flue Gas Moisture(%v/v)	6.8	7.0	9.4
Flue Gas Moisture(%w/w)	4.3	4.5	6.1
Flue Gas Duct Dimensions(mm)	350 mm Diameter Circular Stack		
Flue Gas Duct Area(m ²)	0.0962		

Calculation

Flue Gas Density(kg/m ³)	0.9418	0.9401	0.9434
<u>Sample Points</u>			
Flue Gas Velocity(Am/s)	19.91	18.96	14.23
Flue Gas Volumetric Flowrate(Am ³ /h)	6897	6567	4928
Flue Gas Volumetric Flowrate(Am ³ /h dry)	6431	6106	4463
Flue Gas Volumetric Flowrate(Nm ³ /h dry)	4762	4517	3333
<u>Duct Mean</u>			
Flue Gas Velocity(Am/s)	19.64	18.70	14.04
Flue Gas Volumetric Flowrate(Am ³ /h)	6804	6478	4862
Flue Gas Volumetric Flowrate(Am ³ /h dry)	6344	6024	4403
Flue Gas Volumetric Flowrate(Nm³/h dry)	4698	4456	3289

Canley Crematorium Stream 2 Abatement System Outlet

Data Log

29/07/14

Test 4

Time	Flue Gas °C	Meter °C	Flue O ₂ %v/v dry	Sample Point Pa
11:17	93	27.4	15.32	183.1
11:18	93	27.5	15.97	131.0
11:19	93	27.6	15.56	94.1
11:20	93	27.7	15.62	127.7
11:21	93	27.9	15.52	139.4
11:22	93	28.2	15.01	156.2
11:23	95	28.4	14.80	259.6
11:24	97	28.7	15.72	221.8
11:25	96	29.1	16.79	163.0
11:26	96	29.5	15.06	170.5
11:27	96	29.8	15.16	162.1
11:28	96	30.2	16.12	185.6
11:29	96	30.6	15.73	231.8
11:30	97	31.0	16.62	214.2
11:31	97	31.5	14.90	220.9
11:32	98	31.9	14.59	256.2
11:33	98	32.3	15.33	262.1
11:34	98	32.7	15.99	250.3
11:35	98	33.1	15.80	224.3
11:36	98	33.5	15.77	227.6
11:37	98	33.9	15.68	230.2
11:38	99	34.4	15.70	271.3
11:39	99	34.8	15.99	258.7
11:40	99	35.2	15.63	252.0
11:41	99	35.6	15.14	231.8
11:42	100	36.0	15.18	249.5
11:43	100	36.4	15.70	269.6
11:44	100	36.7	16.10	272.2
11:45	101	37.1	15.94	289.0
11:46	100	37.5	15.91	265.4
11:47	100	37.8	16.07	257.9
11:48	101	38.1	16.03	273.8
11:49	100	38.5	15.74	234.4
11:50	99	38.8	16.16	202.4
11:51	98	39.1	16.17	178.1
11:52	98	39.4	16.15	160.4
11:53	97	39.7	15.32	125.2
11:54	96	40.0	15.62	100.0
11:55	96	40.3	15.31	81.5
11:56	95	40.6	15.16	79.0
11:57	96	40.8	15.10	94.9

11:58	96	41.1	15.42	84.8
11:59	95	41.4	16.14	83.2
12:00	95	41.6	16.48	104.2
12:01	96	41.9	15.00	163.0
12:02	97	42.1	14.52	199.1
12:03	97	42.3	15.94	181.4
12:04	98	42.5	16.71	209.2
12:05	99	42.8	15.92	218.4
12:06	99	43.0	15.11	199.1
12:07	98	43.2	15.57	184.8
12:08	98	43.4	15.76	184.0
12:09	98	43.6	15.90	188.2
12:10	98	43.8	16.06	185.6
12:11	97	44.0	16.10	178.1
12:12	97	44.2	16.10	176.4
12:13	97	44.4	16.17	172.2
12:14	97	44.5	16.18	167.2
12:15	97	44.7	16.01	165.5
12:16	97	44.8	15.55	167.2
12:17	97	45.0	16.02	163.0
12:18	97	45.1	16.36	174.7
12:19	97	45.3	16.64	184.8
12:20	97	45.4	16.72	180.6
12:21	97	45.6	16.21	167.2
12:22	96	45.7	15.96	150.4
12:23	96	45.9	16.44	146.2
12:24	96	46.0	16.52	146.2
12:25	96	46.1	16.45	156.2
12:26	96	46.2	15.99	155.4
12:27	96	46.3	16.23	145.3
12:28	96	46.4	16.61	147.0
12:29	96	46.6	16.60	156.2
12:30	96	46.7	16.13	157.9
12:31	96	46.8	16.91	142.8
12:32	96	46.9	17.61	143.6
12:33	97	47.0	17.08	223.4
12:34	98	47.0	17.28	239.4
12:35	98	47.1	15.45	223.4
12:36	97	47.2	16.16	170.5
12:37	97	47.3	16.31	173.0
12:38	97	47.4	16.44	175.6
12:39	97	47.4	16.71	185.6
12:40	97	47.5	16.37	193.2
12:41	98	47.6	16.30	203.3
12:42	98	47.7	15.74	201.6
12:43	98	47.7	15.24	202.4
12:44	98	47.8	15.19	234.4
12:45	98	47.8	15.79	203.3
12:46	98	47.9	15.33	210.8

12:47	99	48.0	15.31	257.0
12:48	99	48.0	15.93	250.3
12:49	100	48.1	16.21	281.4
12:50	100	48.1	16.13	260.4
12:51	101	48.2	15.48	287.3
12:52	102	48.2	16.17	294.0
12:53	102	48.3	15.23	282.2
12:54	102	48.3	15.33	243.6
12:55	100	48.3	15.65	188.2
12:56	100	48.4	15.61	171.4
12:57	99	48.4	15.74	156.2
12:58	99	48.5	15.76	168.8
12:59	99	48.5	15.44	186.5
13:00	99	48.5	15.34	212.5
13:01	99	48.6	15.33	201.6
13:02	99	48.6	15.52	189.0
13:03	99	48.6	15.43	181.4
13:04	98	48.7	15.76	179.8
13:05	98	48.7	16.07	184.0
13:06	98	48.8	16.22	175.6
13:07	98	48.9	16.15	170.5
13:08	98	48.9	15.95	152.9
13:09	98	49.0	15.42	149.5
13:10	98	49.0	15.40	157.1
13:11	98	49.1	15.59	149.5
13:12	97	49.1	15.76	144.5
13:13	97	49.1	15.90	138.6
13:14	96	49.1	15.95	132.7
13:15	97	49.2	16.09	155.4
13:16	97	49.2	16.50	167.2
13:17	98	49.2	16.53	193.2
13:18	99	49.3	15.92	205.0
13:19	98	49.3	16.66	189.8
13:20	98	49.4	16.83	191.5
13:21	99	49.4	16.18	231.8
13:22	98	49.5	16.54	180.6
13:23	97	49.5	16.30	168.8
13:24	97	49.5	15.70	163.8
13:25	97	49.6	15.82	155.4
13:26	97	49.6	15.93	148.7
13:27	97	49.7	16.02	141.1
13:28	96	49.7	16.16	140.3
13:29	96	49.8	16.37	139.4
13:30	96	49.8	16.50	128.5
13:31	96	49.9	16.42	121.8
13:32	96	49.9	16.47	121.0
13:33	96	50.0	16.55	118.4
13:34	96	50.0	16.59	115.1
13:35	96	50.1	16.61	114.2

13:36	95	50.1	16.66	112.6
13:37	95	50.2	16.73	113.4
13:38	95	50.2	16.77	110.9
13:39	95	50.3	16.87	110.9
13:40	95	50.3	16.97	120.1
13:41	95	50.3	17.16	145.3
13:42	96	50.4	15.64	144.5
13:43	95	50.4	16.87	120.1
13:44	95	50.5	17.23	121.8
13:45	96	50.5	16.80	172.2
13:46	97	50.6	16.77	163.0
Average	97	43.8	15.98	180.7

Canley Crematorium Stream 2 Abatement System Outlet

Mercury

Contract Canley Crematorium, DEM0744
 Date 29th July 2014
 Location Flue Gas Abatement System Outlet
 Engineer(s) JB & ST
 Absorbent 4% K₂CR₂O₇ / 20% HNO₃ in H₂O

Test Log

Test 4

Barometric Pressure(kPa)	101.8
Gas Meter Temperature(Deg C)	43.8
Oxygen Concentration(%v/v dry)	15.98
Flue Gas Volumetric Flow(Nm ³ /h dry)	4549
	Start End
Time	11:17 13:46
Gas Meter Reading(Am ³ dry)	45.171 46.378
Absorber Weight(g)	3514.4 3589.5
Filter Reference	CA290714HgF2
Filter Fraction Analysed	1
Filter(µg as Hg)	0.78
Filter Blank(µg as Hg)	0.01
Probe Rinse Reference	Washed into Hg2A
Probe Rinse Volume(ml)	0
Probe Rinse(µg/l as Hg)	0
Probe Rinse Blank(µg/l as Hg)	0
Absorbent Reference	CA290714Hg2A&B
Absorbent Volume(ml)	250 250
Absorbent(µg/l as Hg)	11 4.1
Absorbent Blank(µg/l as Hg)	3.2 3.2

Calculation: General

Barometric Pressure(kPa)	101.8
Gas Meter Temperature(Deg C)	43.8
Gas Volume Sampled(Am ³ dry)	1.207
Gas Volume Sampled(Nm ³ dry)	1.0454
Mass of Dry Gas(g @ 1292.8 g/Nm ³)	1351.47
Change in Absorber Weight(g)	75.1
Water Vapour Volume(Nm ³ @ 803.9 g/Nm ³)	0.0934
Gas Volume(Nm ³ wet)	1.1388
Mass of Wet Gas(g)	1426.57
Moisture Concentration(%v/v)	8.2
Moisture Concentration(%w/w)	5.3

Filter(μg as Hg)	0.77
Probe Rinse(μg as Hg)	0.00
Absorbent(μg as Hg)	2.18
Total Mercury Sampled(μg)	2.95
Mercury Emission($\mu\text{g}/\text{Nm}^3$ dry)	2.82
Oxygen Concentration(%v/v dry)	15.98
Mercury Emission	5.64
($\mu\text{g}/\text{Nm}^3$ @ 11 %v/v Oxygen dry)	
Flue Gas Volumetric Flowrate(Nm^3/h dry)	4549
Mercury Emission(g/h)	0.013
Required Sample Velocity(Nm/s)	13.31
Nozzle Used(mm)	3.5
Area of Nozzle(m^2)	0.00000962
Test Duration(mins)	149
Actual Sample Velocity(Nm/s)	12.15
Isokinetic Closure(%)	91

Canley Crematorium Stream 2 Abatement System Outlet

Flue Gas Volumetric Flow

Contract	Canley Crematorium, DEM0744
Date	29th July 2014
Location	Flue Gas Abatement System Outlet
Engineer(s)	JB & ST

Test Log

Test 4

Flue Gas Temperature(Deg C)	97
Flue Gas Pitot Head Sample Points(Pa)	180.7
Flue Gas Pitot Head Duct Mean(Pa)	175.9
Flue Gas Moisture(%v/v)	8.2
Flue Gas Moisture(%w/w)	5.3
Flue Gas Duct Dimensions(mm)	350 mm Diameter
Flue Gas Duct Area(m ²)	0.0962

Calculation

Flue Gas Density(kg/m ³)	0.9342
<u>Sample Points</u>	
Flue Gas Velocity(Am/s)	19.67
Flue Gas Volumetric Flowrate(Am ³ /h)	6812
Flue Gas Volumetric Flowrate(Am ³ /h dry)	6253
Flue Gas Volumetric Flowrate(Nm ³ /h dry)	4610
<u>Duct Mean</u>	
Flue Gas Velocity(Am/s)	19.40
Flue Gas Volumetric Flowrate(Am ³ /h)	6720
Flue Gas Volumetric Flowrate(Am ³ /h dry)	6169
Flue Gas Volumetric Flowrate(Nm³/h dry)	4549

APPENDIX 2

Analysis Reports



Scientific Analysis Laboratories is a limited company registered in England and Wales (No 2514788) whose address is at Hadfield House, Hadfield Street, Manchester M16 9FE

Scientific Analysis Laboratories Ltd
Certificate of Analysis

Hadfield House
Hadfield Street
Cornbrook
Manchester
M16 9FE
Tel : 0161 874 2400
Fax : 0161 874 2404

Report Number: 413309-1

Date of Report: 13-Aug-2014

Customer: Davies & Co (Environmental)
Moor Road
Leeds
LS10 2DD

Customer Contact: Mr Steve Atherton

Customer Job Reference: DEM0744
Customer Purchase Order: 50000654
Date Job Received at SAL: 05-Aug-2014
Date Analysis Started: 05-Aug-2014
Date Analysis Completed: 13-Aug-2014

The results reported relate to samples received in the laboratory
Opinions and interpretations expressed herein are outside the scope of UKAS accreditation
This report should not be reproduced except in full without the written approval of the laboratory
Tests covered by this certificate were conducted in accordance with SAL SOPs
All results have been reviewed in accordance with QP22



Report checked
and authorised by :
James Allan
Project Manager

Issued by :
James Allan
Project Manager

Signature valid

Digitally signed by James Allan
Date: 2014.08.13 17:12:41 BST
Reason: Issued
Location: SAL

SAL Reference: 413309 Customer Reference: DEM0744									
Impinger(DI water) Analysed as Impinger(DI water)									
Miscellaneous									
SAL Reference		413309 001	413309 002	413309 003	413309 004	413309 005			
Customer Sample Reference		CA280714 H12	CA280714 H22	CA280714 H32A	CA280714 H32B	CA280714 HOB			
Test Sample		AR	AR	AR	AR	AR			
Determinand	Method	LOD	Units	Symbol					
Hydrogen Chloride	IC	0.05	mg/l	U	(13) 15	(13) 14	(13) 16	(13) 0.07	(13) 0.05

SAL Reference: 413309 Customer Reference: DEM0744									
Impinger(DI water) Analysed as Impinger(DI water)									
Miscellaneous									
SAL Reference		413309 006	413309 007	413309 008	413309 009				
Customer Sample Reference		CA290714 H11	CA290714 H21	CA290714 H31A	CA290714 H31B				
Test Sample		AR	AR	AR	AR				
Determinand	Method	LOD	Units	Symbol					
Hydrogen Chloride	IC	0.05	mg/l	U	(13) 8.5	(13) 9.1	(195) 31	(13) <0.05	

SAL Reference: 413309 Customer Reference: DEM0744									
Filter Analysed as Filter									
Miscellaneous									
SAL Reference		413309 010	413309 011	413309 012					
Customer Sample Reference		CA290714 HGF2	CA290714 HGFBLANK	CA300714 HGF1					
Test Sample		AR	AR	AR					
Determinand	Method	LOD	Units	Symbol					
Mercury	CVAFS (HF Digest BS EN 13211)	0.01	µg	U	(195) 0.78	<0.01	0.02		

SAL Reference: 413309 Customer Reference: DEM0744									
Impinger (4%K ₂ Cr ₂ O ₇ /20%HNO ₃) Analysed as Impinger (4%K ₂ Cr ₂ O ₇ /20%HNO ₃)									
Miscellaneous									
SAL Reference		413309 013	413309 014	413309 015	413309 016	413309 017			
Customer Sample Reference		CA290714 HGA2A	CA290714 HGA2B	CA290714 HGABLANK	CA300714 HGA1A	CA300714 HGA1B			
Test Sample		AR	AR	AR	AR	AR			
Determinand	Method	LOD	Units	Symbol					
Mercury	CVAFS (BS EN 13211)	0.5	µg/l	U	11	4.1	3.2	(195) 21	1.3

Index to symbols used in 413309-1

Value	Description
AR	As Received
195	Due to levels found in the sample that are outside of the normal calibration range of the instrument, analysis was conducted on a diluted sample
13	Results have been blank corrected.
U	Analysis is UKAS accredited

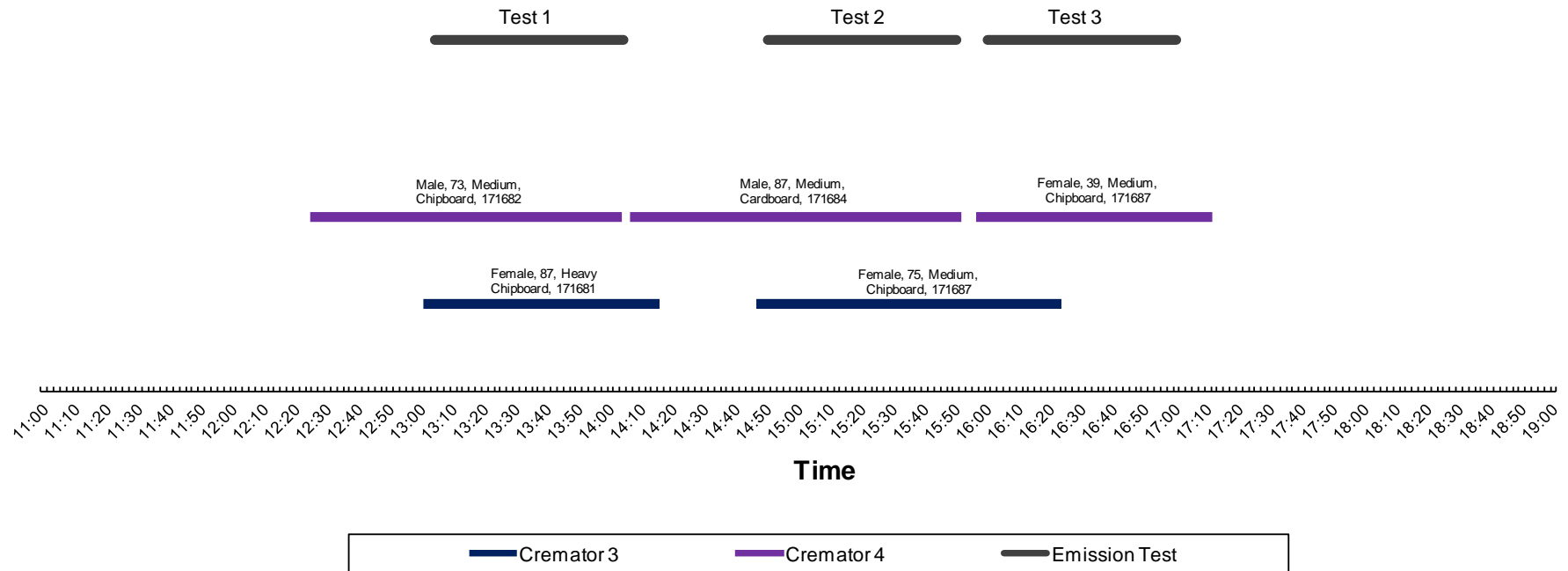
Particulate Weight Determination

Filter / Rinse Reference		Clean Dry Weight g	Dirty Dry Weight g
CA290714F11	F4	0.54680	0.54682
CA290714F21	F5	0.54544	0.54545
CA290714F31	F6	0.55130	0.55151
CA290714R11	1	79.48733	79.48734
CA290714R21	2	79.48734	79.48734
CA290714R31	3	79.48734	79.48740
CA280714F12	F1	0.55219	0.55230
CA280714F22	F2	0.55003	0.55011
CA280714F32	F3	0.55287	0.55307
CA280714R12	1	79.48733	79.48735
CA280714R22	2	79.48735	79.48736
CA280714R32	3	79.48736	79.48740

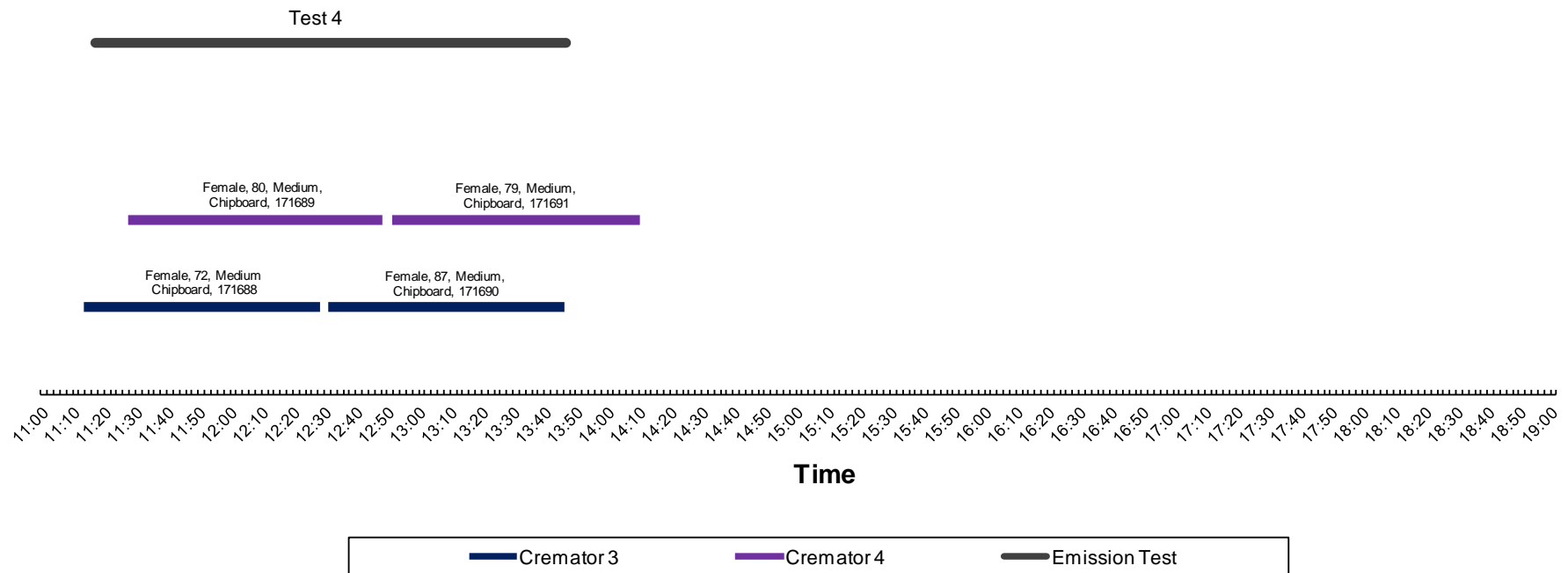
APPENDIX 3

Details of Plant Operation During Testing

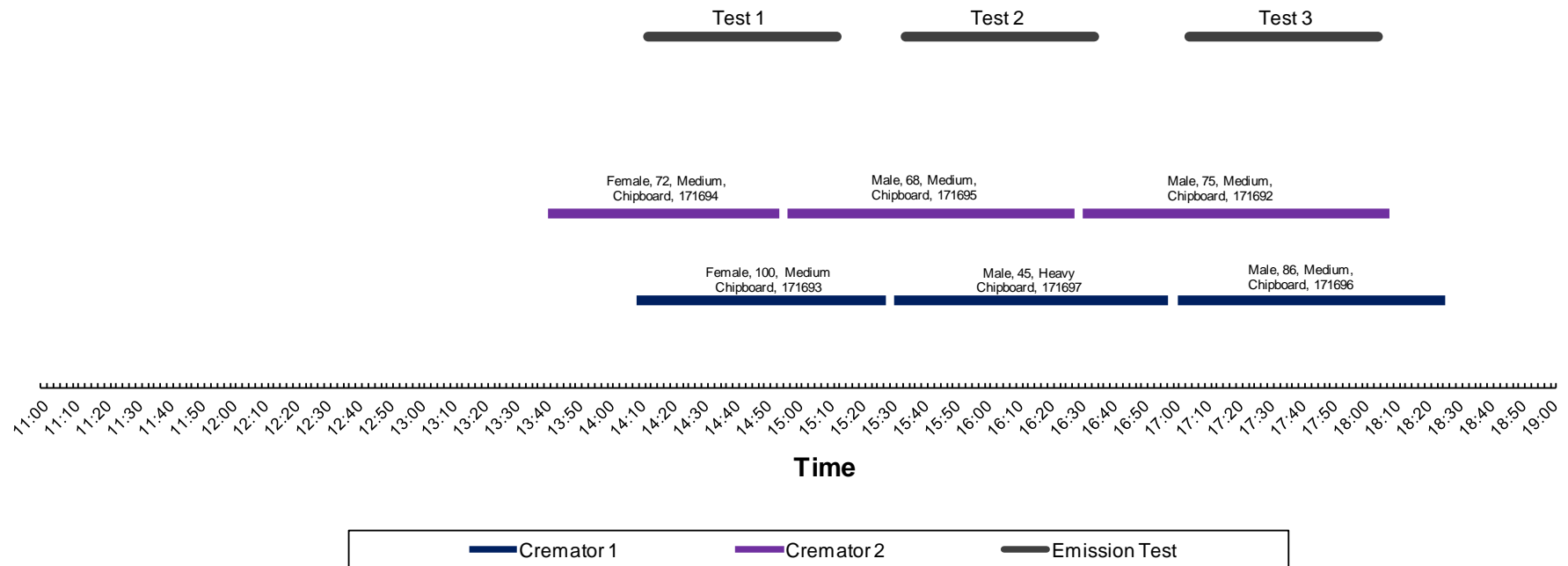
Canley Garden Crematorium Cremators 3 & 4 (Stream 2) Emission Tests 28/07/2014 Plant Operation & Test Periods



**Canley Garden Crematorium Cremators 3 & 4 (Stream 2)
Emission Tests 29/07/2014
Plant Operation & Test Periods**



Canley Garden Crematorium Cremators 1 & 2 (Stream 1) Emission Tests 29/07/2014 Plant Operation & Test Periods



**Canley Garden Crematorium Cremators 1 & 2 (Stream 1)
Emission Tests 30/07/2014
Plant Operation & Test Periods**

