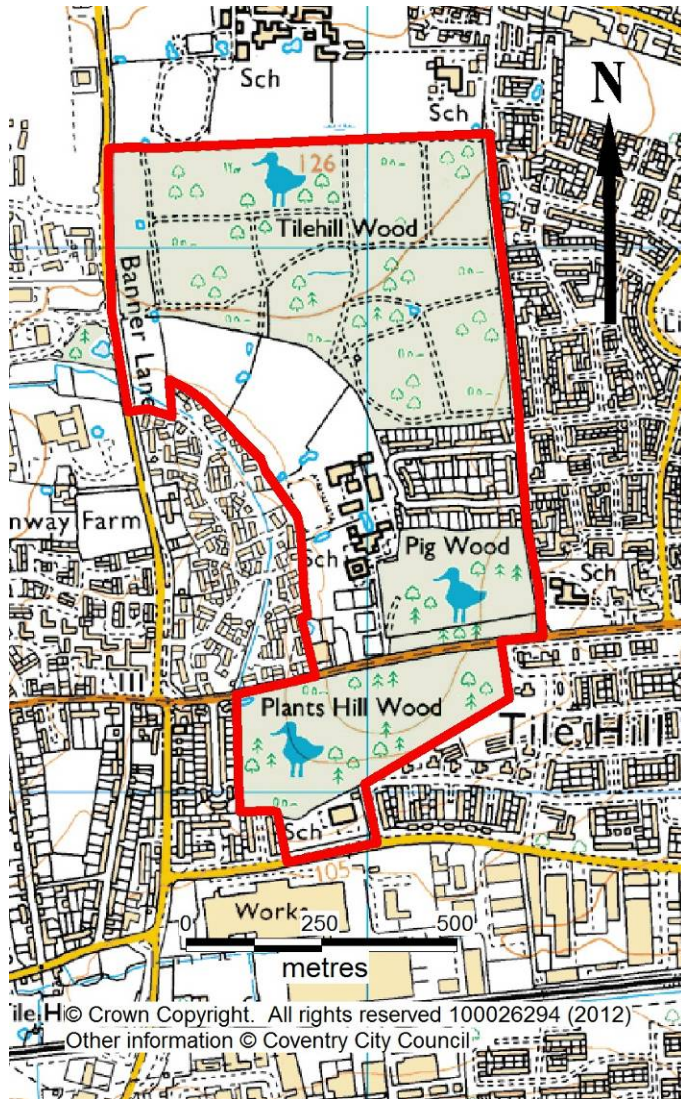


Location and Context



This Character Area is located to the west of Coventry city centre. It is an area of ancient woodland including Tile Hill Wood, Pig Wood and Plants Hill Wood. The Character Area also includes two schools and a small area of housing and is bordered by industry to the south and residential areas on all other sides.

Heritage Designations in the Character Area

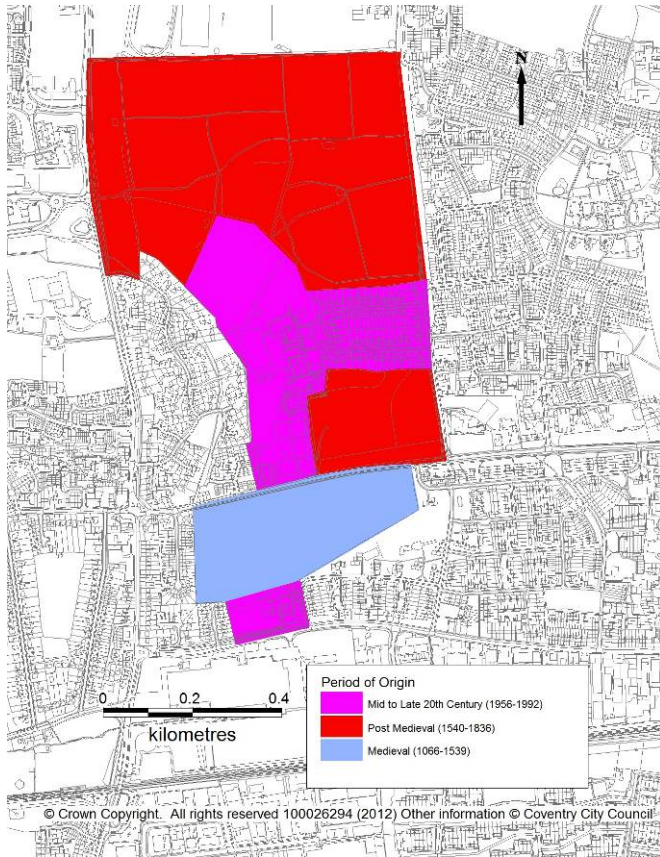
- Scheduled Ancient Monuments: 0
- Archaeological Constraint Areas: 4
- Listed Buildings: 0
- Locally Listed Buildings: 0
- Conservation Areas: 0
- Registered Parks and Gardens: 0

Historic Development

This area is recorded on a 1597 estate map at which time the land to the north of Tile Hill Lane fell within a very large enclosed field. To the south of

Tile Hill Lane there was a wooded area recorded as Cromes Tyle Wood, which is the current Plants Hill Wood. Also recorded in 1597 was an unnamed road which follows the same alignment as the current Hawthorne Lane.

By 1766 Tile Hill Wood, Pig Wood and Plants Hill Wood all existed and a number of boundaries within Tile Hill Wood are depicted on the estate map of this date, many of which still exist today. Tile Hill Wood has been classed as ancient woodland by the Nature Conservancy Council. To the south, enclosed fields were recorded in the location of the current school and housing in 1766, as well as an unnamed road which follows the same alignment as the current Banner Lane.



There was little change in the Character Area from the late 18th Century until Tile Hill Wood School and the residential development at Nutbrook Avenue were built in the 1960s. An enclosure immediately north of the school became a playing field but this, and the enclosures to the north, still retain their hedgerow boundaries which date to between 1597 and 1766.

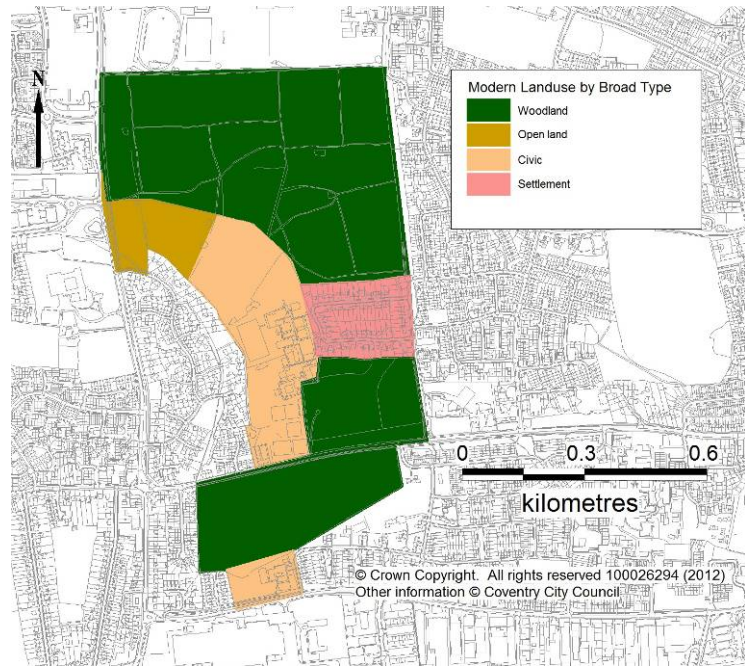
Modern Character

The Character Area predominantly comprises ancient woodland surrounded by compact housing. There is good access to the woodland by numerous footpaths making this an area of activity rather than isolation. There are also two schools present within the Character Area and another located on its north boundary.



Entrance to Tile Hill Wood

A small area of residential development to the east of the Character Area consists of small detached and semi-detached houses. All of the houses have front gardens with driveways and gardens to the rear and most have garages. There is little variation in the architectural style of the red-brick housing which is very plain. The front of the houses is bordered by low brick walls often with privet hedges. The roads and pavements are narrow with no trees or grass verges although there is very little on road parking.



Geology and Topography

The Character Area overlies sandstone. This is a relatively flat area lying between 120m and 125m above sea level.