




Telephone: 01923 213113
Department Fax: 01923 257165

1 3 1 20 09 39 016200 60

Our Ref: ML/Licences/PFS/Vapour R/Coventry/CCC 020120
Your Ref:

Email: 

2 January 2020

Coventry City Council
PO Box 15
Council House
Coventry
CV1 5RR

Dear Sir / Madam


**Re: Costco Wholesale, 51 Torrington Avenue, Coventry CV4 9AQ
Petrol Vapour Recovery Application**

Please find enclosed our completed application form, supporting information and a cheque for £257 as payment of our Petrol Vapour Recovery application fee.

I trust the enclosed is satisfactory but if you need any further information please do not hesitate to contact me.

Kind regards.

Yours faithfully



Michelle Lloyd
Direct Dial: 01923 830 490

Enc



Coventry City Council

Application for a permit for unloading petrol into storage at petrol stations and filling of vehicle petrol tanks

Local Authority Pollution Prevention and Control
 Pollution Prevention and Control Act, 1999
 Environmental Permitting (England and Wales) Regulations 2016

Introduction

When to use this form

Use this form if you are applying for a permit to a Local Authority to operate an installation unloading petrol into storage at petrol stations and filling of vehicle petrol tanks.

The appropriate fee must be enclosed with the application to enable it to be processed further. When complete, send the form and the fee and any additional information to:




Postal address:
 Coventry City Council
 PO Box 15
 Council House
 Coventry
 CV1 5RR

If you need help and advice

We have made the application form as straightforward as possible, but please get in touch with us at the local authority address given above if you need any advice on how to set out the information we need.

For the purposes of Section G of the form, a relevant offence is any conviction for an offence relating to the environment or environmental regulation.

For Local Authority use

Application reference	Officer reference	Date received
		

LAPPC application form - to be completed by the operator

A The basics

A1 Name and address of the installation

Costco Coventry
51 Torrington Avenue
Coventry

Postcode: CV4 9AQ

Telephone: 024 7685 4665

A2 Details of any existing environmental permit or consent

(for waste operations, include planning permission for the site, plus established use certificates, a certificate of lawful existing use, or evidence why the General Permitted Development Order applies.)

None

A3 Operator details

(The 'operator' = the person who it is proposed will have control over the installation in accordance with the permit (if granted).)

Name: Costco Wholesale UK Limited

Trading name, if different:

Registered office address:
213 Hartspring Lane
Watford
Hertfordshire
WD25 8JS

Principal office address, if different: As above

Company registration number: 02635489

A4 Any holding company?

Is the operator a subsidiary of a holding company within the meaning of section 1159 of the Companies Act 2006? If "yes" please fill in details of the ultimate holding company.

Yes No

Name: Costco UK Holdings Limited
Trading name, if different:
Registered office address: 213 Hartspring Lane Watford Hertfordshire WD25 8JS
Principal office address, if different:
Company registration number: 03934833

A5 Who can we contact about your application?

It will help to have someone who we can contact directly with any questions about your application. The person you name should have the authority to act on behalf of the operator - This can be an agent or consultant.

Name and position: Matthew Jones, Architect

Telephone: 01433 652220 / 07738947926

Email:
Matthew.jones@cad-ltd.co.uk

B The installation

B1 What activities are or will be carried on at the installation? Please include “directly associated activities” – this term is explained in Annex III in Part B of the general guidance manual.

Off loading of petroleum from road tanker to underground storage tanks with stage 1b vapour recovery. Dispensing of fuel to private motor vehicle tanks with stage 2 vapour recovery.

B2 Why is the application being made?

new installation

change to existing installation means it now needs a permit

B3 Site maps – please provide:

A location map with a red line round the boundary of the installation

Document reference: 1715CV-CA-S1-00-DR-A-110_01-S4-B-SiteLocationPlan

A site plan or plans showing where all the relevant activities are on site:

a) the location of the fill points

b) the buildings/structures

c) the location of the petrol dispensers

d) the height and location of the vent pipes

e) the number, capacity and location of all storage tanks

Document reference:

1715CV-CA-B1-00-DR-A-220_03-A-B-ProposedPFSPlan

1715CV-CA-B1-01-DR-A-220_06-A-B-ProposedFuelInstallation

B4 Technical documentation – please provide:

a) Copy of “type approval” certificate where a site operates Stage II activities

C The details

C1 Which of the following vapour monitoring systems will be in use?

- a) active system with automatic monitoring (tick
 b) active system without automatic monitoring

C2 Do you have environmental management procedures and policy?

Yes No

If yes, please supply a copy.

C3 Are there any sites of special scientific interest (SSSIs) or European protected sites nearer than 500m to the proposed installation?

Yes No

If 'yes', is the installation likely to have a significant effect on the special scientific interest or European protected sites?

Yes No

If 'yes', please write on a separate sheet or enclose a relevant document explaining what the implications are for the purposes of the Conservation (Natural Habitats etc) Regulations 1994 (see appendix 2 of Annex XVII of the general guidance manual)

Document reference: N/A

C4 Will emissions from the activity potentially have significant environmental effects (including nuisance)?

Yes No

If 'yes', please list the potential significant local environmental effects (including nuisance) of the foreseeable emissions on a separate document.

Document reference: N/A

If 'yes', please enclose a copy of any environmental impact assessment which has been carried out for the installation under planning legislation or for any other purpose.

Document reference: N/A

C5 Is the proposed installation sited under living quarters?

Yes No

D Anything else?

Please tell us of anything else you would like us to take account of:

Document reference:

E Application fee

You must enclose the relevant fee with your application.

If your application is successful you will also have to pay an annual subsistence charge, so please say who you want invoices to be sent to:

Name and position: Michelle Lloyd, Admin Assistant

Telephone: 01923 830490

Email: mlloyd@costco.co.uk

F Protection of information

F1 Any confidential or national security information in your application?

If there is any information in your application you think should be kept off the public register for confidentiality or national security reasons, please say what and why. General guidance manual chapter 8 advises on what may be excluded. *(Do not include any national security information in your application. Send it, plus the omitted information, to the Secretary of State or Welsh Ministers who will decide what, if anything, can be made public.)*

Document reference : N/A

F2 Please note: data protection

The information you give will be used by the Council to process your application. It will be placed on the relevant public register and used to monitor compliance with the permit conditions. We may also use and or disclose any of the information you give us in order to:

- consult with the public, public bodies and other organisations;
- carry out statistical analysis, research and development on environmental issues;
- provide public register information to enquirers;
- make sure you keep to the conditions of your permit and deal with any matters relating to your permit;
- investigate possible breaches of environmental law and take any resulting action;
- prevent breaches of environmental law;
- offer you documents or services relating to environmental matters;
 - respond to requests for information under the Freedom of Information Act 2000 and the Environmental Information Regulations 2004; (if the Data Protection Act allows)
- assess customer service satisfaction and improve our service.

We may pass on the information to agents/representatives who we ask to do any of these things on our behalf.

F3 Please note: it is an offence to provide false information

It is an offence under regulation 38 of the EP Regulations, for the purpose of obtaining a permit (for yourself or anyone else), to:

- make a false statement which you know to be false or misleading in a material particular;
- recklessly make a statement which is false or misleading in a material particular;
- intentionally to make a false entry in any record required to be kept under any environmental permit condition;
- with intent to deceive, to forge or use a document issued or required for any purpose under any environmental permit condition.

If you make a false statement:

- we may prosecute you; **and**
- if you are convicted, you are liable to a fine or imprisonment (or both).


G Declarations A and B for signing, please

These declarations should be signed by the person listed in answer to question A3. Where more than one person is identified as the operator, all parties should sign. Where a company or other body corporate is the operator, an authorised person should sign and provide evidence of authority from the board.

Declaration A: We certify

EITHER - As evidence of my/our competence to operate this installation in accordance with the EP Regulations, no offences have been committed in the previous five years relating to the environment or environmental regulation.

~~**OR** - The following offences have been committed in the previous five years which may be relevant to my/our competence to operating this installation in accordance with the regulations:~~

Signature:  Name: RAJESH SHAH .

Position: FINANCE DIRECTOR & COMPANY SECRETARY. Date: 02/01/2020

Declaration B:

We certify that the information in this application is correct. ~~I~~We apply for a permit in respect of the particulars described in this application (including the listed supporting documentation) ~~I~~/we have supplied.

(Please note that each individual operator must sign the declaration themselves, even if an agent is acting on their behalf.)

Signature:  Name: RAJESH SHAH .

Position: FINANCE DIRECTOR & COMPANY SECRETARY. Date: 02/01/2020

Signature: _____ Name:

Position: _____ Date:

Signature: _____ Name:

Position: _____ Date:



NOTES
 All dimensions to be verified on site, and the Architect informed of any discrepancy. All drawings and specifications should be read in conjunction with the Health and Safety Plan, all conflicts should be reported to the Principal Designer.
 This drawing is the copyright of C+A Design Limited. ©
 DO NOT CONSTRUCT FROM THIS DRAWING

Construction staff and operatives must ensure the principle contractor has provided thorough and accurate information on all health and safety aspects relating to the designs identified in this drawing include the review of:
 • Designers/contractors risk assessments
 • Method statement
 • Permit to work
 • Construction phase health and safety plan
 The designers note that the following health and safety risk relating to this drawing have not been estimated during the design process:

ref	residual risk



	10/12/19	MRJ	MRJ
B Construction Issue	date	by	chk
A Tender Issue	20/09/19	MRJ	ATS
	revision		




C+A Design
 C+A Design Ltd. 26-28 Hathersage Business Park, Heather Lane, Hathersage, S32 1DP
 Tel: 01433 632220 Web: www.cad-td.co.uk

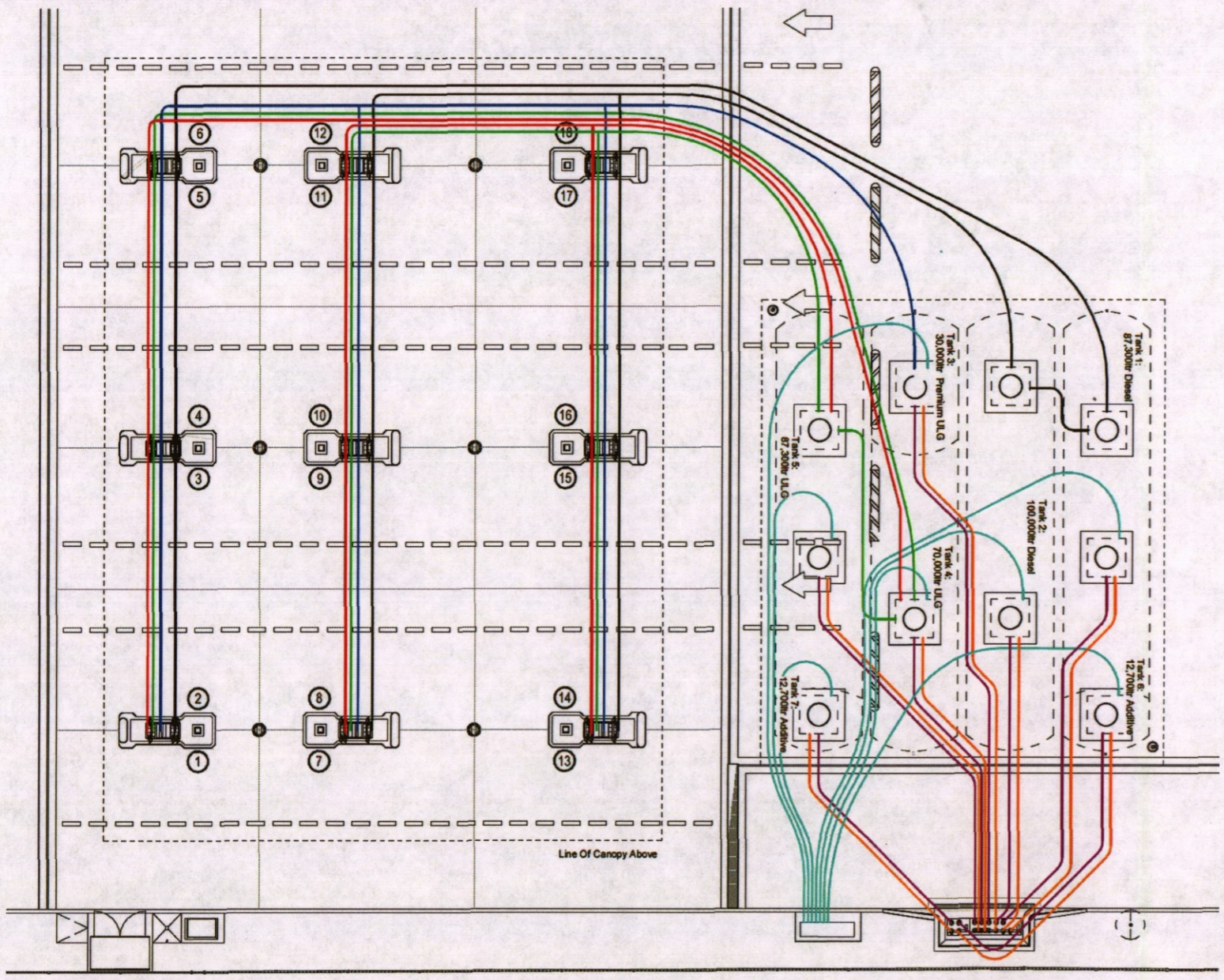
DRAWING ISSUE
 Preliminary Costing Construction
 Planning Tender Record

date	scale @A1	drawn by	checked by
10/12/19	1:200	MRJ	ATS

Costco Coventry
 51 Torrington Avenue, Coventry
 CV4 9AQ
Proposed PFS Plan

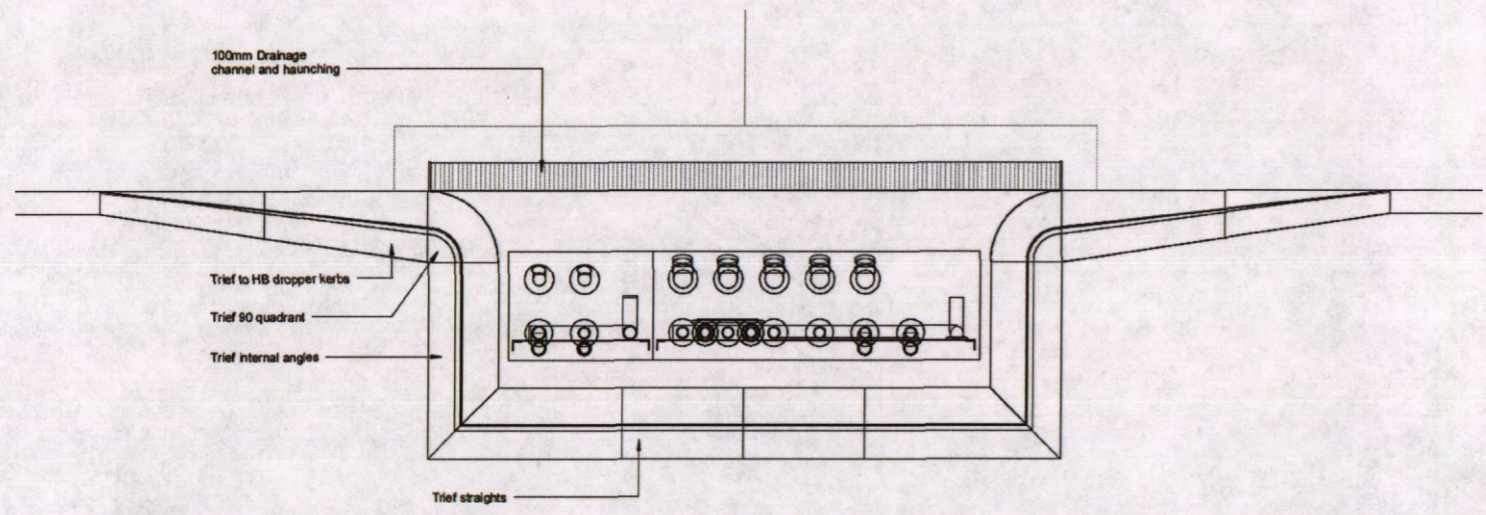
role	originator	volume	levels	type	suitability
A	CA	B1	00	DR	A
project number	drawing number	revision			
1715CV	220_03	B			



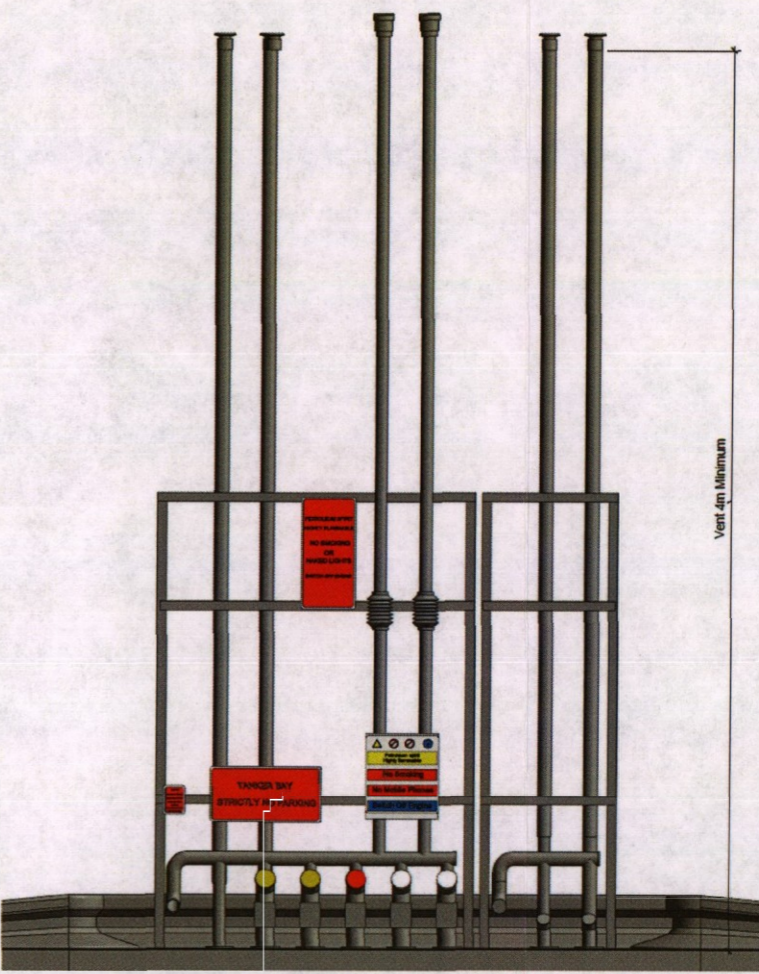


Fuel Line Plan
1:100

- Premium unleaded
- Unleaded
- Diesel
- Additive
- Vent
- Vapour recovery
- Fill line



Offset Fills and Vents
1:20



Offset Fill & Vent Elevation
1:20

NOTES
All dimensions to be verified on site, and the Architect informed of any discrepancy. All drawings and specifications should be read in conjunction with the Health and Safety Plan; all conflicts should be reported to the Principal Designer.
This drawing is the copyright of C+A Design Limited. ©
DO NOT CONSTRUCT FROM THIS DRAWING

Construction staff and operatives must ensure the principle contractor has provided thorough and accurate information on all health and safety aspects relating to the design identified on this drawing include the review of:
• Designers/contractors risk assessments
• Method statement
• Permit to work
• Construction phase health and safety plan
The designers note that the following health and safety risk relating to this drawing have not been estimated during the design process:

ref	residual risk

■ Construction Issue	10/12/19	MRJ	MRJ
A Tender Issue	20/09/19	MRJ	ATS
revision	date	by	chk




DRAWING ISSUE

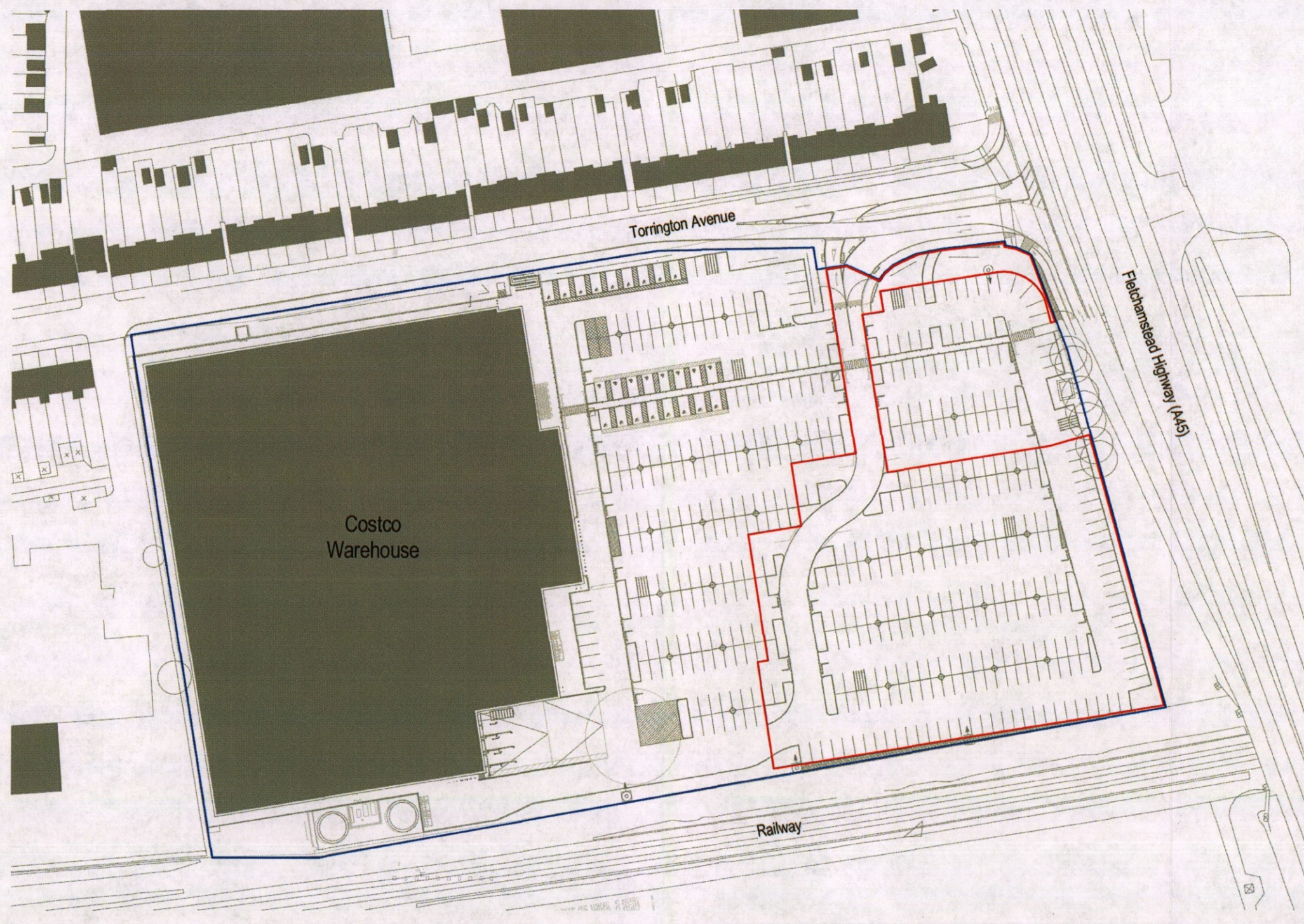
<input type="radio"/> Preliminary	<input type="radio"/> Costing	<input checked="" type="radio"/> Construction
<input type="radio"/> Planning	<input type="radio"/> Tender	<input type="radio"/> Record

date	scale @A1	drawn by	checked by
10/12/19	As indicated	MRJ	ATS

Costco Coventry
51 Torrington Avenue, Coventry
CV4 9AQ
Proposed Fuel Installation

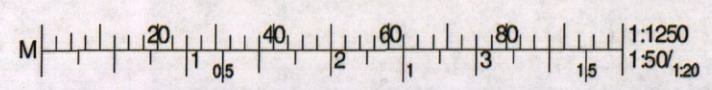
role	originator	volume	levels	type	suitability
A	CA	B1	01	DR	A
project number	drawing number	revision			
1715CV	220_06	B			





Location Plan

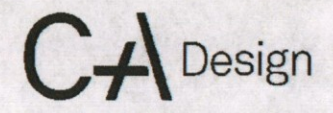
1 : 1250



Construction staff and operatives must ensure the principle contractor has provided thorough and accurate information on all health and safety aspects relating to the designs identified on this drawing include the review of:

- Designers/contractors risk assessments
- Method statement
- Permit to work
- Pre construction information

The designers note that the following health and safety risk relating to this drawing have not been eliminated during the design process:



C & A Design Ltd. 2b - 3b Hathersage Business Park, Heather Lane, Hathersage, S32 1DP
Tel: 01433 652220 Web: www.cad-ltd.co.uk

CLIENT



B	Planning, Revised Location	11/06/19	EJD	MRJ
A	First Issue: Planning	26/10/18	JF	MRJ
	revision	date	by	chk

All dimensions to be verified on site, and the Architect informed of any discrepancy. All drawings and specifications should be read in conjunction with the Health and Safety Plan; all conflicts should be reported to the Principal Designer.
This drawing is the copyright of C&A Design Limited. ©

DRAWING ISSUE

<input type="radio"/> Preliminary	<input type="radio"/> Costing	<input type="radio"/> Construction
<input checked="" type="radio"/> Planning	<input type="radio"/> Tender	<input type="radio"/> Record

drawn by	checked by	date	scale @ A3
JF	MRJ	10/12/19	1 : 1250

Costco Coventry
51 Torrington Avenue, Coventry
CV4 9AQ

Location Plan

role	originator	volume	levels	type	suitability
A	CA	S1	00	DR	S4
project number		drawing number		revision	
1715CV		110-01		B	

1715CV-CA-S1-00A-110-01-01-Location Plan

file reference: C:\Revit\WIP\Costco Coventry\1715CV-CA-S1-XX-M3-A-XX-XX\Recovery\Recovery\Recovery\Recovery.rvt



EC type-examination Certificate

Number **T10055** revision 13

Project number 12200001

Page 1 of 1

Issued by NMI Certin B.V.,
designated and notified by the Netherlands to perform tasks with respect to
conformity modules mentioned in article 9 of Directive 2004/22/EC, after
having established that the Measuring instrument meets the applicable
requirements of Directive 2004/22/EC, to:

Manufacturer Gilbarco GmbH
Ferdinand-Henze-Straße 9
D-33154 Salzkotten, Germany

Measuring instrument **A Fuel Dispenser**

Type : SK700, SK700-2 and SK700-2/XXX
(C-frame style), SK700 Encore 510,
SK700-2 Encore 510 and SK700-2/XXX
(H-frame style), SK700-2/Horizon,
SK700-2/397, SK700-2/Frontier Eu,
SK700/XXX

Accuracy class : 0,5

Environment classes : M2 / E1

Temperature range liquid : -25 °C / +50 °C

Temperature range ambient : -25 °C / +55 °C
-40 °C / +50°C for the electronics, in
case a heater is applied

$Q_{min} - Q_{max}$: See the Description § 1.2.

Further properties are described in the annexes:

- Description T10055 revision 13;
- Documentation folder T10055-5.

Valid until 5 April 2017

Remarks

- This revision replaces the earlier versions, except for its documentation folder.
- The fuel dispenser may be combined with one or more LPG- and/or gasoline oil dispensers and/or measuring installations for AdBlue, which make use of the same or separate calculating/indicating device(s).
- The fuel dispenser mentioned in this EC type-examination certificate may be combined with the self service devices, as mentioned in the Description T10055 revision 13.

Issuing Authority **NMI Certin B.V., Notified Body number 0122**
20 September 2012


C. Oosterman
Head Certification Board

NMI Certin B.V.
Hugo de Grootplein 1
3314 EG Dordrecht
The Netherlands
T +31 78 6332332
certin@nmi.nl
www.nmi.nl

This document is issued under the provision
that no liability is accepted and that the
applicant shall indemnify third-party liability.

The designation of NMI Certin BV as Notified
Body can be verified at [http://
ec.europa.eu/enterprise/newapproach/nando/](http://ec.europa.eu/enterprise/newapproach/nando/)

Parties concerned can lodge
objection against this decision,
within six weeks after the date of
submission, to the general manager
of NMI (see www.nmi.nl).

Reproduction of the complete
document only is permitted.



1 General information about the fuel dispenser

All properties of the fuel dispenser, whether mentioned or not, shall not be in conflict with the legislation.

1.1 Essential parts

Manufacturer	Type	Evaluation Certificate	Remarks
Gas separator			
Gilbarco GmbH	GPU90	TC7146	Used in SK700, SK700 Encore 510, SK700-2, SK700-2 Encore 510 and SK700-2/XXX at flowrates \leq 40L/min or 70L/min.
Gilbarco GmbH	GPU140	TC7274	Used in SK700, SK700 Encore 510, SK700-2, SK700-2 Encore 510 and SK700-2/XXX at flowrates \leq 130 L/min.
Gilbarco GmbH	ZP(A)	TC7145	Used in SK700, SK700 Encore 510, SK700-2, SK700-2 Encore 510 and SK700-2/XXX at flowrates \leq 140 L/min.
Blackmer	GDP140	TC7164	Used in SK700, SK700 Encore 510, SK700-2, SK700-2 Encore 510 and SK700-2/XXX at flowrates \leq 130 L/min.
Measurement transducer			
Gilbarco GmbH	C+ V meter V+ meter	TC7144	Used in SK700, SK700 Encore 510, SK700-2, SK700-2 Encore 510 and SK700-2/XXX at flowrates \leq 40 L/min or 70L/min.
Gilbarco GmbH	2C+	TC7144	Used in SK700, SK700 Encore 510, SK700-2, SK700-2 Encore 510 and SK700-2/XXX at flowrates \leq 130 L/min (meters parallel).
Gilbarco GmbH	Ecometer	TC7143	Used in SK700, SK700 Encore 510, SK700-2, SK700-2 Encore 510 and SK700-2/XXX at flowrates \leq 40 L/min or 70L/min.
Gilbarco GmbH	2 Ecometers	TC7143	Used in SK700, SK700 Encore 510, SK700-2, SK700-2 Encore 510 and SK700-2/XXX at flowrates \leq 130 L/min (meters parallel).



Description

Number **T10055** revision 13
 Project number 12200001
 Page 2 of 8

Electronic calculating/indicating device			
Gilbarco GmbH & Co. KG	Sandpiper	TC7123	Used in SK700, SK700 Encore 510.
Gilbarco GmbH & Co. KG	Sandpiper-2	TC7123	Used in SK700-2, SK700-2 Encore 510 and SK700-2/XXX.
Kraus	Temperature compensating device	TC7167	-

The fuel dispenser may be connected to a Self Service Device which is described in:

- any Parts Certificate or
 - one of the Evaluation Certificates as mentioned in the table below,
- under the condition that the applied communication protocol is stated in the Parts Certificates or Evaluation Certificates of both the applied electronic calculating/indicating device and self-service device:

Manufacturer	Type	Evaluation Certificate	Remarks
Self service device			
Tokheim	Fuel-POS	TC7346	-
Gilbarco srl	Passport Europe; PBox	TC7581	-
Hectronic GmbH	TA2331	GB-1286	Evaluation (Test) Certificate of the National Weights And Measures Laboratory (NWML)
Hectronic GmbH	Hecstar	A0445/4516/2008 EC	Evaluation Certificate (Prüfschein) Bundesamt für Eich- und Vermessungswesen (BEV)
Hectronic GmbH	Hectfleet NT	A0445/4516/2008 EC	Evaluation Certificate (Prüfschein) Bundesamt für Eich- und Vermessungswesen (BEV)
Torex	Lucas 9730 Site Controller and Lucas EPOS	GB-1327	Parts Certificate of the National Weights And Measures Laboratory (NWML)
Scheidt & Bachmann GmbH	OPT230 Standalone/2	TC7596	-

ALX Technologies	Europole	LNE-17492	Evaluation Certificate (Certificat d'évaluation) Laboratoire national de métrologie et d'essais (LNE)
Orpak Systems Ltd.	Systor POS and OrPT OPT	GB-1381	Evaluation certificate of NWML National Weights & Measures Laboratory of the UK
Scheidt und Bachmann GmbH	TMS 30	TC7596	Evaluation certificate of the NMI
Wincor Nixdorf	NAMOS	DE-08-MI005-PTB004	Evaluation certificate of Pysikalisch-Technische Bundesanstalt (PTB) Germany
BP Europe SE	RAP Sustain	TC7657	Evaluation certificate of the NMI
Lafon	ELYS PoS	LNE-22484	Evaluation certificate of LNE
Dresser Wayne AB	IxPay	SP107023	Evaluation certificate of SP

1.2 Essential characteristics

In addition to the characteristics as is stated on page 1 of this EC type-examination certificate T10055 Revision 13 the following characteristics apply:

- $Q_{min} - Q_{max}$
 Within the flow ranges of the essential parts, specified in the table below, a minimum and maximum flow rate can be chosen provided their ratio is at least 1:10;
- Liquid
 The liquids intended to be measured are specified in the table below. They are also mentioned in the concerning Evaluation Certificates;
- Minimum Measured Quantity
 - 2, 5 or 10 Litres;
 - In case the Q_{max} of the measuring system is less than 60 L/min, the Minimum Measured Quantity shall not exceed 5 Litres.

Gas separator	Q_{max}
GPU90	90 L/min Viscosity range 0,4 – 8,0 mPa*s
GPU140	130 L/min Viscosity range 1,1 - 8,0 mPa*s
ZP(A)	140 L/min Viscosity range 0,4 - 8,0 mPa*s
GDP140	130 L/min Viscosity range 0,4 - 8,0 mPa*s

Measurement transducer	$Q_{min} - Q_{max}$
C+ ; V ; V+	1,6 – 40 L/min Viscosity range 0,4 - 1,0 mPa*s 2,0 – 80 L/min Viscosity range 1,1 – 8,0 mPa*s
2V ; 2V+	2,0 – 80 L/min Viscosity range 1,1 – 8,0 mPa*s
2C+	130 L/min Viscosity range 1,1 – 8,0 mPa*s
Ecometer	2,0 – 50 L/min Viscosity range 0,4 - 1,0 mPa*s 2,0 – 80 L/min Viscosity range 1,1 – 8,0 mPa*s
2 Ecometers	130 L/min Viscosity range 1,1 – 8,0 mPa*s

The meter metrological characteristics are unchanged when materials are selected for high blend ethanol fuels, or bio-diesel.

1.3 Essential shapes

1.3.1 Configuration

- As long as no conflict with the concerning Evaluation Certificates, the essential parts mentioned in 1.1 can be applied in any desired combination;
- In the accompanying Documentation Folder examples of the “measurement and degassing units” are mentioned, these “measurement and degassing units” can be applied, as desired, in the mentioned frame models. As desired the dispenser is performed with a submerged pump.
- A calculator/indicating device can be used as common part for several fuel dispensers. In this case, depending on the calculator/indicating device, delivery is possible separately or simultaneously;
- When applying one gas separator with two measurement transducers and each measurement transducer is destined to deliver separately, this configuration has to be considered as two fuel dispensers;
- In case two delivery outlets are permanently installed and operate simultaneously or alternately, the requirements in 2.16.1 of OIML R117-1 shall be fulfilled;
- In case one measurement transducer is applied with more than one delivery outlet, simultaneous delivery is not possible.

1.3.2 Inscriptions

* Nameplate

The following information is clearly visible on the nameplate:

- CE marking;
- the metrological approval mark no. T10055;
- manufacturers identification mark or trade mark;
- type designation;
- serial number and year of manufacture;
- accuracy class;
- $Q_{min} - Q_{max}$;
- P_{max} ;
- nature of liquids to be measured;
- mechanical environment class;



Description

Number **T10055** revision 13
Project number 12200001
Page 5 of 8

- electromagnetic environment class;
- ambient temperature range;
- the temperature range of the dispensed liquid.

An example of the nameplate is shown in the belonging Documentation folder.

Remarks:

- The nameplate must be clearly visible without removing the covers.
- Each fuel dispenser bears its own name plate, a joint name plate is allowed for several fuel dispensers.

Furthermore the following inscriptions are applied:

- The inscription "minimum measured quantity ... L" or " V_{\min} L" on the indicator face of the calculating/indicating device (on both sides if applicable);
- The inscriptions on the measurement transducer as mentioned in the appertaining Evaluation Certificate;
- The inscriptions on the gas separator as mentioned in the appertaining Evaluation Certificate;
- The inscriptions on the electronic calculating/indicating device as mentioned in the appertaining Evaluation Certificate;
- The inscriptions on the self-service device as mentioned in the appertaining Evaluation Certificate or Parts Certificate;
- An inscription on the display device's cover;
- Q_{\max} of the optional second point of delivery of the same measurement transducer does not have to be mentioned on the name plate.

* Data sheet

A data sheet can be available with markings belonging to individual components (e.g. the measurement transducer) in case this information is not stated on the component itself. When the data sheet contains mandatory information that is not present on the name plate, it shall be fixed in a permanent manner to the frame of the housing.

Also a drawing identifying each nozzle with its associated hydraulics can be printed on the data sheet.

1.4 Conditional parts

The following "slave" Outdoor Payment Terminal (part of a self service device) may be built in the dispenser and connected to the self service device, provided that the used protocol is stated in the Evaluation Certificate or Parts Certificate of the self service device and the Evaluation Certificate or Parts Certificate of the Outdoor Payment Terminal:



Description

Number **T10055** revision 13
 Project number 12200001
 Page 6 of 8

Manufacturer	Type	Evaluation Certificate	Remarks
Outdoor payment terminal			
Gilbarco Autotank AB	NC3/NP3 L/P/C	127612	Evaluation certificate of SP Technical Research Institute of Sweden
Gilbarco Autotank AB	NP-M3 (OPT) , NC-M3 CRIP (GS/SK), NP3-M3, NC3L-M3 (GS/SK) NP3-M4, NC3P-M4 NC3L-M4 (GS/SK)	FIT.10.A.ER.01 FIT.10.A.01	Evaluation certificate of Inspecta Tarkastus Oy of Finland

- Check valve (optional)
An additional check valve (of various manufacturers) is optional fitted in the pipe work, upstream of the gas separator to prevent the reverse flow of the liquid into the storage tank;
- Cut off valve
A cut off valve (of various manufacturers) is fitted in the pipework, up- or downstream of the measurement transducer and can also have the function as preset valve.
This valve is optional if the cut-off in another way is secured;
- Pre-set valve (optional)
A cut off valve (of various manufacturers) for stopping the flow, just in time, in case of presetting the volume or the price. This valve is fitted in the pipe work up- or downstream of measurement transducer and can also have the function as cut-off valve;
- Control valve (optional)
A valve (of various manufacturers) for changing the flow e.g. from a low flow rate to the maximum flow rate is fitted in the pipe work up- or downstream of the measurement transducer;
- Non return valve
Applied up- or downstream the measurement transducer. An Expansion valve, working in the opposite direction is built in;
This non return valve may be optional in the case that a non return valve is applied in the Seef-Pump-Gas Separator block.
- Valve-block (optional)
With one inlet part and two outlet parts each flowing out in the inlet-flange of every measurement transducer;
- Manual operated valves (optional)
Manual operated valves are fitted, up- or downstream of each measurement transducer in case of two measurement transducers in parallel, if there is no possibility to calibrate each measurement transducer separately;
- Several delivery points of the same measurement transducer
Each delivery point has its own hose, nozzle and cut-off valve, the cut-off valve can be fitted in the housing of the dispenser or in e.g. the "satellite";



Description

Number **T10055** revision 13
Project number 12200001
Page 7 of 8

- Submerge pump
If desired the dispenser can be performed with a submerge pump. The submerge pump is connected with 1 or more dispensers, where the gas separator is left out.
- Heater
A heater for the electronics is applied in case an ambient temperature range of -40 °C / 55 °C is applied.

1.5 Conditional characteristics

- Flow rate
In case of the presence of several points of delivery the flow rate of these points will comply with Q_{min} and Q_{max} of the essential parts, with the remark, that in case the parts are working parallel, twice the Q_{max} and the Q_{min} (of the parts) for the fuel dispenser is permitted.

1.6 Conditional shapes

- Length of the hose;
the length of the hose is up to the regulations.
- Diameter of the cut-off-, preset- and flow-change valve;
these valves are of various diameters.
- Cut-off-, preset- and control valves;
one valve can have a cut-off-, preset- or control function.

1.7 Non essential parts

- A facility to change the flow rate with a button (optional);
- The housing of the fuel dispenser;
- Safety-valves (optional);
When submerge is applied it is possible that, in the pipe work downstream the measurement transducer a safety-valve is used.
- CNG dispenser fitted in the same fuel dispenser housing, which makes use of the same calculating and indicating device with own belonging presentation in "kg".

1.8 Non essential characteristics

- Flow- changing (optional);
Flow changing in stages to Q_{max} , by using a valve.
- Safety-valve(s) (optional)
In standard cases the safety-valves are open. In case of calamities the valves will be closed automatically.

1.9 Non essential shapes

- The shape of the name plate(s)
- In the fuel dispenser can be, optionally, applied one or more installations for measuring LPG and/or one or more mix-dispensers from different manufacturers, using the same or a separated calculating/indicating device, and may have their own data plate.



Description

Number **T10055** revision 13
Project number 12200001
Page 8 of 8

- When in the housing of the fuel dispenser one or more installations for measuring AdBlue are applied, it is only allowed to use the rest of the dispenser for gasoil. Adblue is using the same or a separated calculating/indicating device.

2 Seals

The following items are sealed:

- the nameplate with the frame of the dispenser; *)
- the Data sheet with the frame of the dispenser, in case mandatory information from the name plate is moved to the data sheet;
- the gas separator as mentioned in the applicable Evaluation Certificate;
- the measurement transducer as mentioned in the applicable Evaluation Certificate;
- the mechanical connections between the meter sensor and the pulser (if applicable);
- the electronic calculating/indicating device as mentioned in the applicable Evaluation Certificate;
- The Self service Device as mentioned in the applicable Parts Certificate or Evaluation Certificate (if applicable).

In case the identification of the components is not stated on the Data sheet:

- the gas separator against removal;
- the measurement transducer against removal;
- the electronic calculating / indicating device against removal.

*) Removal without destroying the nameplate shall not be possible, otherwise the nameplate shall be sealed to the frame.

Costco Wholesale UK Ltd No 2 Account

HSBC Bank plc

City of London Corporate Office

PO Box 125, 27-32 Poultry, London EC2P 2BX

40-02-50

Date 20/12/19

Pay COVENTRY CITY COUNCIL ————— Only

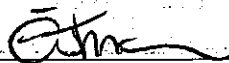
TWO HUNDRED AND FIFTY SEVEN POUNDS -

ONLY —————

£ 257 ————— 00


For and on behalf of
Costco Wholesale UK Ltd No 2 Account

Authorised Signatory



AC PAYEE ONLY

Authorised Signatory



⑈ 2 1 3 8 8 7 ⑈ 4 0 0 2 5 0 ⑈ 5 1 0 1 9 1 7 ⑈

TALL SECURITY PRINT LTD 9638/R361000343