


Routes2

Routes 2 Participation Work Book

#WRL2020



Participant Details

Name:

Routes 2 ID:

School:

Date of registration on this project:

Initial assessment results literacy:

Date of assessment:

Initial assessment results numeracy:

Date of assessment:

Contents

Participant Details	2
Getting to know you	3
Learner journey	4
Registration	5
FS Projects	6
Social Skills and Personal Growth	20
Strengths and weakness	22
IAG	23
Progress	24



Getting to know you

Tell us about you...

How can Routes 2 help you?

Learner Journey

1. Registration

Have you completed the registration paperwork with your coach and taken your Initial Assessments on BKSB since starting your course this year?

Tick the box when this action has been completed:

2. Projects

Well done on completing the Registration!

This is where the fun really starts, we have so many tasks for you, all of which are going to help prepare you for the next step in your educational journey.

In this work book you will find some projects, once 3 of these are completed tick the box;

Tick the box when this action has been completed:

3. Social Skills

You are making good progress! It is of great benefit to think about how we socialise and communicate with others.

This is a skill for the world of work, let's get practicing.

Once you have attended the Social Skills Workshop tick the box;

Tick the box when this action has been completed:

4. Communicate

Great work! Sabrina and Amanda are available to support you with any of the projects, tasks or to advise you during this project. We are your Coaches and the aim is to make preparations for your next step.

Coaches will visit you regularly at WRL provisions and will tell you all about upcoming events and trips.

5. About Post 16

You are now half way through the project, great work!

During this section you will be taking part in some workshops, tick when you have completed each session;

CV	<input type="checkbox"/>
Job search/Applications	<input type="checkbox"/>
Interviews	<input type="checkbox"/>

6. Events

You will be invited to events throughout this project if you attend any, tick them below;

Holiday Provision	<input type="checkbox"/>
Residential	<input type="checkbox"/>
Careers Event	<input type="checkbox"/>
College Open Day	<input type="checkbox"/>
Further Education session	<input type="checkbox"/>

For the chance to be entered into a competition, please complete evaluation forms at these events.



Registration

Welcome to Routes 2...

This programme which is part funded through the European Social Fund 2014-2020 is all about you and preparing you for a positive journey into the world of work, Further Education or Training.


During this project, which will be run alongside your Work Related Learning Provision, you will have 2 dedicated coaches who will be around to help you every step of the way.

To get kick started you will be registered with the official programme registration form. This helps us to get to know a little more about you and how we can help, it also helps us record stats for the project... the boring stuff!

We will also ask you to sign an 'Exceptional Circumstance form' this is to evidence that you are living in the UK and can work here once you leave school or training.

Next you will complete an Initial Action Plan with your coaches, this will help them to have an understanding of what you hope to achieve in the near future. They will also look at your long term goals and then work with you to map a pathway and help you to plan your route forward.

The more you engage with the programme the more you can get out of it.



Learner Journey

Functional Skills Project



Project 1

Party Planner

Instructions;

Use the following pages to help you plan a children's party for 25 children. You will need a theme for the party so be creative.

Budget;

You have a Budget of £500, but this has been split into the following categories;

- Max £200 for room hire + entertainment - Choose where to hold the party wisely and think about what entertainment will suit the theme as well as the budget.

- Max £150 for food, desserts and drinks – Get your prices from an online supermarket shop. Don't forget to provide paper plates, napkins and table cloths. Think about using the Birthday cake as the dessert to save those extra ££'s?
- You have max £50 for party bags
- Leaving a max of £100 for Decorations

Use the Final Party proposal sheet to show your final plan in a clear way. Make sure you show all of your costings and calculations.

Appendix A

Hall Hire-Options (*price per hour*).

Think carefully about the length of the party, set up and clearing time. Also you will need to consider what time children eat.

See the next page for images of the locations available for hire and more details on the facilities available.

Hall	Saturday		Sunday		Kitchen Facilities	Outside play area
	am	pm	am	pm		
A	£5.50	£6.00	£4.50	£5.00	No	No
B	£9.00	£8.00	£9.00	£8.00	Yes	Yes
C	£7.50	£7.50	£7.50	£6.00	Yes	No
D	£6.50	£6.00	£6.50	£6.00	No	Yes



Project 1

A



A - SCOUT HUT

Large hall with toilet facilities.

B



B - TOWN HALL

Large hall with kitchen and toilet facilities. A small outdoor play area and off road parking available.

C



C - SPORTS CENTRE

Large sports hall, public toilets and car park.

D



D - COMMUNITY CENTRE

Reception area and large main hall stage. Kitchen facilities available. Outdoor play area and car park.

Appendix B



Available Entertainers - choices and costings

Service Provided	Saturday		Sunday	
	am	pm	am	pm
A Balloon animals	£70 for 1 hour		£80 for 1 hour	
B Face painting	£40 per hour			
C Sing along	£95 for whole party (up to 3 hours)			
D Magician	£125 for 2 hours		£140 for 2 hours	
E Disco	£50+ £15 per hour			

Project 1

Appendix B

Almages of each Entertainment type:



Project 2

Interior Designer

Instructions;

You are an interior designer and have been employed to design the inside of a teenagers bedroom in a new modern showhome.

The room is a rectangle shape with measurements of 4m x 3m.

The company you are working for have requested the following furniture and features to be incorporated in the design. Think about the layout and how all of these items would fit in the best.

- Door –opens into the room
- Radiator
- Bed –Double, Small Double or Single depending on space available
- Wardrobe
- Chest of drawers
- Television

You can add any extras that you would like in your bedroom. E.g mirror, pictures,Xbox, rugs etc.

Appendix A

Use the guides provided to choose your items.

Think about the colour scheme you would like, we have provided some colour chart (see *Appendix B*).


Different shades of that colour can be used. If you want a pattern on any of the walls you can design this or include a picture in your final design.

Make sure you make allowances for the door into the bedroom to be opened and that the wardrobe and drawers can be easily accessed.



Project 2

Appendix A
You can use this to sketch your ideas.



Project 3

Hobbies and interests

Writing to persuade

What are you into?

What do you like to spend your free time doing?

Are you a budding artist? Or the next youtube sensation?

Do you love to sing or play playstation?

Not everyone has the same passions and interests.

Write a short article, letter or poem, to persuade someone to take up your preferred hobby over their own.

How will you change their mind and get them to agree with you?

You need to think about how you will convince them that YOUR hobby is the best. What are the benefits? How will it improve their life and make them feel?

Include how and when you became interested in this and how often you spend time on it. Has this hobby inspired your choices for your future career plans? Has it helped you meet people with the same interests? Could it have financial or physical benefits? Make sure your argument sounds interesting and fun.

Try to include words from the Word Bank to help.

New	Wellbeing	Personally	Fantastic	Friends
Learn	Fashionable	Inspirational	Career	Fitness
Improve	Confidence	Innovate	Happy	Skill
Family	Additional	Opinion	Potential	Long-term
Prospects	Excited	Expand	Future	Perfect



You can use this page for your writing.

Project 4

Plan a dream holiday

Instructions

Use the following pages to plan a holiday for you and a friend!

Your holiday can last as long as you like but plan wisely and stick to the budget.

Your task is to:

- What will you take? Choose as many items from the packing list (1), as you
- Choose your destination (anywhere on the location list)
- Choose your Flights. Will you fly budget airlines or like an executive?
- Choose at least two activities from the activity list (they must be appropriate)
- Show us your final plan!
- Any spare money will be used a spending money on your trip

Happy Holiday planning!

You have a budget of £3800

Don't exceed (go over) your budget. Remember to keep some spending money!

Use your Notes pages in the back of the workbook, for working out and use a calculator if you need to.



Project 4

What will you take?

Tick the items you wish to buy, spend your money wisely.

Item	Details	Price	Tick
Basic unisex clothing package	Contains seven t-shirts and seven pairs of shorts	£25	
Clothing package	Contains a variety of good quality tops, shorts and skirts from New Look, Top-Shop and River Island (seven day's worth of clothes) and sun glasses.	£107	
Designer clothing package	Contains a variety of very stylish and top quality clothing from brands including D&G, Gucci, Hugo Boss, Armani, Prada and more! (Includes seven days' worth of clothes and sunglasses).	£540	
Hairdryer	Some hotels might provide this	£40	
Hair straighteners		£120	
Basic flip flops (ASDA)	Ideal for men and women	£3.50	
Deluxe flip flops by superdry	Men's and women's available	£18	
Make-up set	A mixture of Rimmel Makeup	£18	
Basic toiletry set	Contains shampoo, soap, 2x toothbrushes and toothpaste, hairbrush	£5	
Deluxe toiletry set	Shampoo, conditioner, toothpaste, 2x toothbrushes, mouthwash, shower gel, hairbrush and comb	£14	
Passport	A must have!	£98	
Beach Towels	Some hotels may provide these!	£11	
IPad	Perfect for the beach, plane and hotel!	£109	
Sun Cream	Sun-cream and after sun - perfect for those hot sunny days! (1 week)	£19	
Magazines and books	Ideal for the plane and the beach - assortment to suit all tastes	£9	

Project 4

Location

Choose your destination and then decide which type of hotel you wish to stay in, (1* - 5*). Prices are per room per night.

Location	Flight Duration (hours)	1* Hostel	2* Hotel	3* Hotel	4* Hotel	5* Luxury Hotel
Turkey	5	Shared bedroom and bathroom facilities. Very basic but lean. Buffet style cafeteria for breakfast and lunch.	Shared bathroom facilities. Large buffet restaurant and Children's play area.	En-Suite double bedrooms with satellite TV, kettle, small fridge and free Wifi. A choice of two restaurants for breakfast and lunch. A small outdoor pool.	Large en-suite, king sized bedrooms with stunning views. Satellite TV, kettle, fridge and free Wifi. A choice of 4 award winning restaurants as well as 3 pools and a spa.	A modern high-tech penthouse suite with 2 bedrooms, a lounge, bar and kitchen. A private chef and butler service. A private balcony with jacuzzi. A choice of 4 pools and a spa. 4 award winning restaurants.
Florida	10	£20.50	£30.10	£50.60	£80.40	£130.20
Paris	1	£20.70	£40.50	£60.30	£90.20	£180
Greece	4	£10	£20	£25.40	£35.80	£48.20
Canary Islands	6	£20	£29.90	£35.80	£50.60	£60.90
Spain	3	£10.10	£17.90	£30.20	£40.65	£50
Maritius	12	£30	£60	£80	£130.50	£210.40
Outer Hebrides	2	£10	£15.20	£20.80	£25.80	£38.20

Project 4

Flights

All flight prices quoted are from Birmingham and include both directions. Check your destination flight time and then pick your choice of flight.

Duration	Economy - cheap and cheerfull	Premium Economy - more leg room and free drinks and snacks	Business class - even more leg room, three course meal, free drinks, snacks and newspaper
1 hour	£151	£275	£320
2 hours	£201	£325	£370
3 hours	£251	£375	£420
4 hours	£301	£425	£470
5 hours	£351	£475	£520
6 hours	£401	£525	£570
10 hours	£601	£725	£770
12 hours	£801	£925	£970

You can use the space below to make any notes to help with your planning.

Project 4

Activities

Choose at least two activities you wish to do during your holiday.
Remember the price is per person unless it states otherwise.

Activity	Available in these countries	Details	Price per person
White water rafting	Turkey, Greece, Spain, Outer Hebrides	Enjoy a fun filled morning white water rafting through the valleys before a BBQ lunch in the forest, lunch included.	£15
Jeep safari	Turkey, Greece, Outer Hebrides, Canary Islands, Spain	Venture into the woods and see all that nature has to offer, including a variety of species native to the country. Full day, lunch included.	£175
Open-top sightseeing tour	Paris, Spain, Greece, Florida	Board an open top bus and see everything your city has to offer, including famous landmarks! Two day pass and complimentary boat ride included.	£68
Theme park tickets	Florida, Paris, Canary Islands	Vist a theme park of your choice for a full day! Transport included.	£59
Boat and snorkelling trip	Turkey, Greece, Canary Islands, Spain, Mauritius, Outer Hebrides	All aboard! A full day trip, making three stops for snorkelling. all equipment lunch and drinks included.	£34
Exclusive dinner for two	All locations	You will have your own table on the beach and be served by your own private butler! Enjoy fine cusine and drinks as you watch the sun set.	£109 for two people
Pirates dinner show	All locations	Arrive to a swashbuckling evening of fun and all the food you can eat!	£44
Spa experience	Mauritius	Only available at 4 and 5 star hotels, Enjoy 3x 60 minute spa treatments from the spa menu.	£229 for two people

Project 4

Final plan

Please give as detailed an answer as you can and explain why you choose your options.

My dream holiday plan	Explanation and cost
Destination	Eg. I have chosen to travel to Paris because I have always wanted to visit. The cost of 1 week in a 4* Hotel is £631.40.
Flights	
Cost of luggage (including passport)	
Activity 1	
Activity 2	
Spending money in £'s	

Learner Journey

Social Skills and Personal Growth



Registration

Have you completed the registration paperwork with your tutor and taken your Initial Assessments on BKSB since starting your course this year?

Go to your Learner Journey page to tick it off once it has been completed.



Strengths and weaknesses

It's good to self reflect and also listen to constructive comments to better ourselves..

What do you believe your strengths are?

What areas do you think you could improve on?

None of us like to hear unkind things said about us. Can you think of something positive that someone has said about you?

How did this make you feel?

How would you make a good first impression on someone?

Information Advice and Guidance



My progress

My email address:

List where you have dropped off your CV:

Courses I have/would like to apply for:

Jobs that I have/would like to apply for:

Personal progress

List your strengths and weaknesses:

How can you improve your weaknesses:

Long term goals:

What are your coping strategies when things get stressful:

Organisations that can help with your future career;

Join our WRL Community and follow us on Social Media to show your support



@Coventryworkrelatedlearning



Coventry Work Related Learning

If you would like to show support please follow the Work Related Learning Social Media.

Also to find out more information please contact our Routes 2 Coaches;

Sabrina Wallen - Sabrina.wall@coventry.gov.uk

Amanda Watkins - Amanda.watkins@coventry.gov.uk

