



COVENTRY CITY COUNCIL PLAYING PITCH & OUTDOOR SPORT STRATEGY

ASSESSMENT REPORT AUGUST 2023

QUALITY, INTEGRITY, PROFESSIONALISM

Knight, Kavanagh & Page Ltd

Company No: 9145032 (England)

MANAGEMENT CONSULTANTS

Registered Office: 1 -2 Frecheville Court, off Knowsley Street, Bury BL9 0UF

T: 0161 764 7040 E: mail@kcp.co.uk www.kcp.co.uk



Cert Num: 6543-QMS-001

COVENTRY CITY COUNCIL PLAYING PITCH & OUTDOOR SPORT ASSESSMENT

CONTENTS

| | |
|--|-----|
| PART 1: INTRODUCTION AND METHODOLOGY | 2 |
| PART 2: FOOTBALL..... | 12 |
| PART 3: THIRD GENERATION TURF (3G) ARTIFICIAL GRASS PITCHES (AGPS) | 40 |
| PART 4: CRICKET..... | 55 |
| PART 5: RUGBY UNION | 74 |
| PART 6: RUGBY LEAGUE | 95 |
| PART 7: HOCKEY | 97 |
| PART 8: OTHER GRASS PITCH SPORTS | 109 |
| PART 9: BOWLS | 113 |
| PART 10: TENNIS | 123 |
| PART 11: NETBALL..... | 137 |
| PART 12: ATHLETICS..... | 148 |
| PART 13: GOLF..... | 156 |
| APPENDIX 1: SPORTING CONTEXT | 167 |
| APPENDIX 2: NON TECHNICAL ASSESSMENT SHEETS..... | 179 |

COVENTRY CITY COUNCIL

PLAYING PITCH & OUTDOOR SPORT ASSESSMENT

GLOSSARY

| | |
|--------|---|
| 3G | Third Generation (artificial turf) |
| AGP | Artificial Grass Pitch |
| BAFA | British American Football Association |
| BARLA | British Amateur Rugby League Association |
| BC | Bowls Club |
| BCGBA | British Crown Green Bowling Association |
| CC | Cricket Club |
| CCC | Coventry City Council |
| DCMS | Department for Culture, Media and Sport |
| ECB | England & Wales Cricket Board |
| EH | England Hockey |
| FA | Football Association |
| FC | Football Club |
| FIFA | Fédération Internationale de Football Association |
| FPM | Facilities Planning Model |
| GAA | Gaelic Athletic Association |
| GMA | Grounds Maintenance Association |
| HC | Hockey Club |
| KKP | Knight, Kavanagh and Page |
| LFFP | Local Football Facility Plan |
| NC | Netball Club |
| NFFS | National Football Facilities Strategy |
| NGB(s) | National Governing Body (of sport) |
| NPPF | National Planning Policy Framework |
| ONS | Office for National Statistics |
| PPS | Playing Pitch Strategy |
| PPOSS | Playing Pitch and Outdoor Sport Strategy |
| PQS | Performance Quality Standard |
| RFL | Rugby Football League |
| RFU | Rugby Football Union |
| RUFC | Rugby Union Football Club |
| TC | Tennis Club |
| U | Under |

COVENTRY CITY COUNCIL PLAYING PITCH & OUTDOOR SPORT ASSESSMENT

PART 1: INTRODUCTION AND METHODOLOGY

1.1: Introduction

Knight Kavanagh & Page (KKP) has been commissioned by Coventry City Council to undertake a Playing Pitch & Outdoor Sport Strategy (PPOSS). This report, known as the Assessment Report, presents a supply and demand assessment of playing pitch and outdoor sport facilities within the City and is delivered in accordance with Sport England's Playing Pitch Strategy (PPS) Guidance (for playing pitch sports) and Sport England's Assessing Needs and Opportunities Guide (for "non-pitch" sports).

Sport England's PPS Guidance details a stepped approach, separated into five distinct sections:

- ◀ Stage A: Prepare and tailor the approach (1)
- ◀ Stage B: Gather information and views on the supply of and demand for provision (2 & 3)
- ◀ Stage C: Assess the supply and demand information and views (4, 5 & 6)
- ◀ Stage D: Develop the strategy (7 & 8)
- ◀ Stage E: Deliver the strategy and keep it robust and up to date (9 & 10)

Stages A to C are covered in this report, with stage D covered in the proceeding strategy document and Stage E ongoing once the work has been adopted. The lifespan of a PPOSS is considered to be three years, although this can be increased if it is regularly refreshed.

1.1: Stage A: Prepare and tailor the approach

Why the Strategy is being developed

The PPOSS replaces the previous study for Coventry, which was published in 2014. Key objectives for the PPOSS, as identified by the Council, are to:

- ◀ Provide a documented assessment of current and future needs for outdoor sports facilities within the City; focusing on quantity and quality issues in relation to supply and demand.
- ◀ Identify all valuable sites to ensure they can be protected and improved for the long-term benefit of sport.
- ◀ Provide a clear, justified series of recommendations and associated action plans for disposal/provision of pitches and facilities surplus to requirements to meet current and future demand. Within these recommendations examples of sites will also be provided to demonstrate the impact that following through on these recommendations would have.
- ◀ Promote a sustainable approach to the provision of outdoor sports facilities and management of sports clubs.
- ◀ Ensure that all clubs have access to ancillary facilities of appropriate quality to meet current needs and long-term aspirations.
- ◀ Inform the development and implementation of planning policy.
- ◀ Inform the assessment of planning applications and Section 106 (S106) contributions, plus any agreements with Sport England and other bodies regarding planning.
- ◀ Plan for the provision and use of shared spaces, including the identification of school facilities which could be utilised to address any identified deficits in provision.
- ◀ Take account of outdoor sport facilities provided in neighbouring local authorities that presently service the sporting and recreational needs of Coventry residents (and vice versa).
- ◀ Ensure provision can meet future demand derived from housing growth and to guide the level of increased provision required (using Sport England's Playing Pitch Calculator).

COVENTRY CITY COUNCIL PLAYING PITCH & OUTDOOR SPORT ASSESSMENT

- ◀ Provide a clear plan for the development of football hubs within the City, located at War Memorial Park and Coundon Hall Park, linked to the amalgamation of parks provision, where evidenced.
- ◀ Deliver a strategic need and action plan for the delivery of future 3G provision across the City to support the revision of the Local Football Facility Plan (LFFP).
- ◀ Provide a clear and justified series of recommendations and associated action plans for the provision of new pitches and facilities.
- ◀ Provide a framework that helps secure future internal and external funding to support the PPOSS action plan.
- ◀ Ensure that the work utilises the existing Greenspace Strategy and Education Capital Strategy for Coventry.
- ◀ Align the work with wider objectives of the refreshed Coventry Sports and Physical Activity Strategy as they emerge.

In addition, the PPOSS will continue to underpin and inform local planning policy over the period up to 2040 to provide robust evidence for a future Local Plan review. The overarching vision of the existing Local Plan is to make Coventry one of the top ten cities in England that is globally connected and locally committed. Its objectives include:

- ◀ Supporting businesses to grow.
- ◀ Enabling the right infrastructure for a city to grow and thrive.
- ◀ Developing a dynamic 21st century city centre.
- ◀ Raising the profile of Coventry.
- ◀ Creating an attractive, cleaner and greener city.
- ◀ Maintaining and enhancing an accessible transport network.
- ◀ Housing that meets the needs of all people.
- ◀ Improving the health and wellbeing of local residents.
- ◀ Supporting safer communities.

Furthermore, Coventry's 10-year Sport Strategy is also to be refreshed, with the PPOSS considered to be integral to this and its direction. The likely component of the new strategy, and a fundamental component of the existing one, is to ensure the sustainability and future provision of sports facilities across the City is addressed.

The PPOSS will also meet the requirements of the National Planning Policy Framework (NPPF). One of the core planning principles of the NPPF is to improve health, social and cultural wellbeing for all and deliver sufficient community and cultural facilities and services to meet local needs. Section 8 of the NPPF deals specifically with the topic of healthy communities, with paragraph 98 discussing the importance of access to high quality open spaces and opportunities for sport and recreation that can make an important contribution to the health and well-being of communities.

Paragraph 99 discusses assessments and the protection of "existing open space, sports and recreational buildings and land, including playing fields". Paragraphs 101 and 102 also promote the identification of important green spaces by local communities and the protection of these facilities. Such spaces may include playing fields and outdoor sport facilities.

Management arrangements

A project team from the Council has worked with KKP to ensure that all relevant information is readily available and to support the consultants as necessary to ensure that project stages and milestones are delivered on time, within the cost envelope and to the required standard to meet Sport England guidance.

COVENTRY CITY COUNCIL

PLAYING PITCH & OUTDOOR SPORT ASSESSMENT

Further to this, a Steering Group is and has been responsible for the direction of the PPOSS from a strategic perspective and for supporting, checking and challenging the work of the project team. The Steering Group is made up of representatives from the Council, Sport England and the relevant National Governing Bodies of Sport (NGBs).

It will be important for the Steering Group to continue to meet once the PPOSS has been finalised for several reasons, including a continuing responsibility to:

- ◀ Be a champion for playing pitch provision in the area and promote the value and importance of the PPOSS.
- ◀ Ensure implementation of the recommendations and action plan.
- ◀ Monitor and evaluate the outcomes of the PPOSS.
- ◀ Ensure that the PPS is kept up to date and refreshed.

Agreed scope

The following types of outdoor sports facilities have been agreed for inclusion in the Assessment Report and Strategy:

- ◀ Football pitches (including 3G pitches)
- ◀ Cricket pitches
- ◀ Rugby union pitches (including 3G pitches)
- ◀ Rugby league pitches
- ◀ Hockey pitches (sand/water based AGPs)
- ◀ Golf courses
- ◀ Athletics tracks
- ◀ Outdoor bowling greens
- ◀ Outdoor tennis courts
- ◀ Outdoor netball courts

Other grass pitch sports (e.g. lacrosse and American football) are also included, where there is a presence within the City (where no activity has been identified, the sports are not included, although that is not to say that they are not played informally). To that end, Sport England's PPS guidance applies to football, both rugby codes, cricket and hockey as well as any other grass pitch sports identified for inclusion.

The ANOG guidance applies to the remaining sports (as these are "non-pitch").

Study area

The study area comprises the whole of the Coventry administrative area. Moreover, for the purposes of this project, Coventry has been divided into four analysis areas. These are based on grouping wards together and reflect how sport is played in the City as well as the travel patterns of users, as agreed by the Steering Group. They allow for a more localised assessment of provision and examination of playing pitch surplus and deficiencies at a local level and allow local circumstances and issues to be taken into account.

The analysis areas are summarised below.

COVENTRY CITY COUNCIL PLAYING PITCH & OUTDOOR SPORT ASSESSMENT

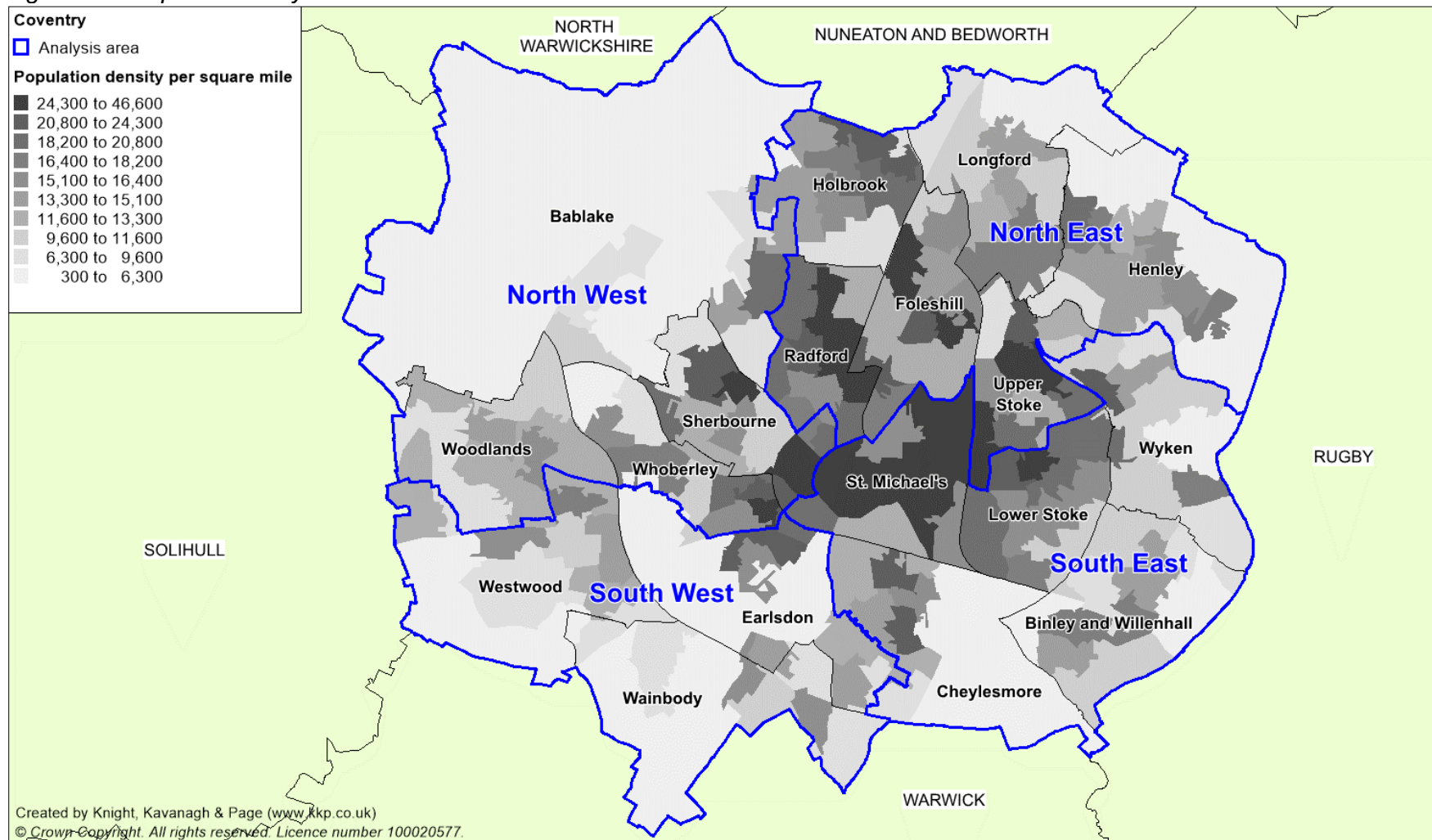
Table 1.1: Analysis areas

| Ward | Analysis area |
|-----------------------|---------------|
| Foleshill | North East |
| Henley | |
| Holbrook | |
| Longford | |
| Radford | |
| Upper Stoke | |
| Bablake | North West |
| Sherbourne | |
| Whoberley | |
| Woodlands | |
| Binley and Willenhall | South East |
| Cheylesmore | |
| Lower Stoke | |
| St. Michael's | |
| Wyken | |
| Earlsdon | South West |
| Wainbody | |
| Westwood | |

For a map showing the analysis areas, please see overleaf.

COVENTRY CITY COUNCIL PLAYING PITCH & OUTDOOR SPORT ASSESSMENT

Figure 1.1: Map of Coventry



COVENTRY CITY COUNCIL

PLAYING PITCH & OUTDOOR SPORT ASSESSMENT

1.2: Gather information and views on supply of and demand for provision (Stage B)

A clear picture of the supply of and demand for playing pitches and outdoor sport facilities in the City is required to enable an accurate assessment of quantity, quality and usage. This is achieved through site assessments and consultation with key stakeholders.

Gather supply information and views – an audit of provision

Sport England's guidance uses the following definitions of a playing pitch and playing field. These definitions are set out by the Government in the 2021 'Town and Country Planning (Development Management Procedure) Order'.

- ◀ ***Playing pitch*** – a delineated area which is used for association football, rugby, cricket, hockey, lacrosse, rounders, baseball, softball, American football, Australian football, Gaelic football, shinty, hurling, polo or cycle polo.
- ◀ ***Playing field*** – the whole of a site that encompasses at least one playing pitch.

Although the statutory definition of a playing field sets out a minimum size, this PPOSS takes account of smaller sized pitches that contribute to the supply side. For example, a site containing a mini 5v5 football pitch is included despite it potentially being smaller than 0.2ha. The study counts individual grass pitches (as a delineated area) as the basic unit of supply, with the definition of a playing pitch also including artificial grass pitches (AGPs).

As far as possible, this report aims to capture all of the playing pitches and relevant outdoor sport facilities within the City; however, there may be instances that have led to omissions, such as unused school sites where access was not possible (although facilities at sites not accessed are still included within the study where provision is known to exist from other sources e.g. affiliation data or club/league consultation). Where provision has not been recorded within the report, it is still considered to exist for planning purposes and will continue to do so. Furthermore, any exclusion does not mean that the provision is not required from a supply and demand point of view.

Quantity

Where known, all outdoor sports facilities are included within the PPOSSs, irrespective of ownership, management and use. Sites were initially identified using Sport England's Active Places web-based database, with the Council and NGBs supporting this process by checking and updating this initial data as well as by supplying their own affiliation data.

For each site, the following details were recorded in the project database:

- ◀ Site name, address (including postcode) and location
- ◀ Ownership and management type
- ◀ Security of tenure
- ◀ Community availability
- ◀ Total number, type and quality of provision
- ◀ Usage levels

Accessibility

Not all outdoor sports facilities offer the same level of access to the community. The ownership and accessibility of also influences their actual availability for community use.

COVENTRY CITY COUNCIL

PLAYING PITCH & OUTDOOR SPORT ASSESSMENT

Each site is assigned a level of community use as follows:

- ◀ **Community use** - provision in public, voluntary, private or commercial ownership or management (including education sites) recorded as being available for hire and currently in use by teams playing in community leagues.
- ◀ **Available but unused** - provision that is available for hire but are not currently used by teams which play in community leagues; this most often applies to school sites but can also apply to sites which are expensive to hire.
- ◀ **No community use** - provision which as a matter of policy or practice is not available for hire or used by teams playing in community leagues. This should include professional club sites along with some semi-professional club sites where play is restricted to the first or second team.
- ◀ **Disused** – provision that is not being used at all by any users and is not available for community hire either. Once these sites are disused for five or more years they will then be categorised as 'lapsed sites'.
- ◀ **Lapsed** - last known use was more than five years ago (these fall outside of Sport England's statutory remit but still have to be assessed using the criteria in paragraph 99 of the NPPF and Sport England would still challenge any proposal that does not).

In addition, there should be a good degree of certainty that provision will be available to the community for at least the following three year. If this is not the case, the provision is still included within the report but is noted as having unsecure tenure. A judgement is made based on the information gathered and a record of secured or unsecured community use put against each site.

Quality

The capacity of provision to regularly provide for competitive play, training and other activity over a season is most often determined by quality. As a minimum, the quality and therefore the capacity of provision affects the playing experience and people's enjoyment of a sport. In extreme circumstances, it can result in a facility being unable to cater for all or certain types of play during peak and off-peak times.

The quality of all provision identified in the audit and the ancillary facilities supporting them are assessed as part of a PPOSS, regardless of ownership, management or availability. Along with capturing any details specific to the individual facilities and sites, a quality rating is also recorded within the audit for each. These ratings are then used to help estimate the capacity (aligned to NGB guidance) to accommodate competitive and other play within the supply and demand assessment.

To ensure accurate findings, site assessments for each sport are carried out during the playing season for that sport. As such, the site assessments for sports played in the winter are conducted between November and February, whilst the sports played in the summer have assessments carried out between July and September.

In addition to undertaking non-technical assessments (using the templates provided within the guidance and as determined by NGBs), users and providers have also been consulted on the quality. In some instances, the quality rating has been adjusted to reflect this (thus establishing an "agreed quality rating").

COVENTRY CITY COUNCIL

PLAYING PITCH & OUTDOOR SPORT ASSESSMENT

Gather demand information and views

Presenting an accurate picture of current demand for playing pitches and outdoor sport facilities (i.e., recording how and when provision is used) is important when undertaking a supply and demand assessment. Demand for provision in the City tends to fall within the following categories:

- ◀ Organised competitive play
- ◀ Organised training
- ◀ Informal play

Current and future demand for provision is presented on a sport-by-sport basis within the relevant sections of this report. In addition, unmet, latent, imported and exported demand for provision is also identified within each section (unless no such demand has been identified). Unmet demand is existing demand that is not getting access to provision; it is usually expressed, for example, when a team is in training but is unable to access a match pitch, or when a league has a waiting list due to a lack of provision, which in turn is hindering the growth of the competition.

In comparison, latent demand is defined as the number of additional teams (or members) that could be accommodated if access to a sufficient number of outdoor sports facilities (and ancillary provision) was available. Exported and imported demand refers to those that are playing outside of their local authority area of choice.

A variety of consultation methods have been used to collate demand information. Firstly, face-to-face consultation (normally via video call due to Covid-19 restrictions) has been carried out with key clubs and leagues (as identified by the Council and NGBs) from each sport, thus allowing for the collection of detailed demand information and an exploration of key issues to be interrogated and more accurately assessed. For all remaining clubs, telephone consultation or an online survey (converted to postal if required) has been utilised.

Key providers and other users of provision have also been contacted, including all schools as well as further and higher education establishments. This involves face-to-face meetings with secondary schools, colleges and universities and an online survey being sent to primary schools, special schools and independent schools.

Future demand

Alongside current demand, it is important for a PPOSS to assess whether the future demand for provision can be met. Using Office of National Statistics (ONS) population projections and proposed housing growth, as well as likely participation growth informed through consultation, an estimate can be made of the likely future demand for the relevant facilities. Assumptions can then be made as to whether existing provision can cater for such growth.

Team generation rates are used to provide an indication as to how many people it may take to generate a team (by gender and age group). This ratio is then applied to predicted population growth to help estimate the change in demand for each sport that may arise in the future. Other information sources that were used to help identify future demand include:

- ◀ Recent trends in the participation.
- ◀ The nature of the current and likely future population and their propensity to participate.
- ◀ Feedback from clubs on plans to develop additional teams / attract additional members.
- ◀ Any local and NGB specific sports development targets e.g., women's and girls.

COVENTRY CITY COUNCIL PLAYING PITCH & OUTDOOR SPORT ASSESSMENT

All future demand projections across the PPOSS for Coventry cover the period up until 2040, in line with the Council's current Local Plan and to enable the provision of robust evidence base for a future Local Plan review.

1.3: Assess the supply and demand information and views (Stage C)

Supply and demand information gathered is used to assess the adequacy of playing pitch and outdoor sport provision in Coventry and to identify key issues, challenges and aspirations. This forms the basis of this report.

Understand the situation at individual sites

Qualitative ratings are linked to a capacity rating derived from NGB guidance and tailored to suit a local area. For playing pitch sports, the quality and use of each pitch is assessed against recommended capacity to indicate how many match equivalent sessions provision could accommodate.

| | |
|---|--|
| Potential spare capacity: Play is below the level the site could sustain. | |
| At capacity: Play is at a level the site can sustain. | |
| Overused: Play exceeds the level the site can sustain. | |

As a guide, the NGBs for football, cricket, rugby union, rugby league and hockey have set a standard number of matches that each pitch type should be able to accommodate without adversely affecting its quality. Given how the sports operate, this is per week for football and the rugby codes, per day for hockey and per season for cricket.

Table 1.2: Capacity of playing pitches

| Sport | Pitch type | No. of match equivalent sessions | | |
|--------------|----------------------------|----------------------------------|-------------------|-------------------|
| | | Good | Standard | Poor |
| Football | Adult pitches | 3 per week | 2 per week | 1 per week |
| | Youth pitches | 4 per week | 2 per week | 1 per week |
| | Mini pitches | 6 per week | 4 per week | 2 per week |
| Rugby union | Natural Inadequate (D0) | 2 per week | 1.5 per week | 0.5 per week |
| | Natural Adequate (D1) | 3 per week | 2 per week | 1.5 per week |
| | Pipe Drained (D2) | 3.25 per week | 2.5 per week | 1.75 per week |
| | Pipe and Slit Drained (D3) | 3.5 per week | 3 per week | 2 per week |
| Rugby league | Adult pitches | 3 per week | 2 per week | 1 per week |
| | Junior pitches | 3 per week | 2 per week | 1 per week |
| Cricket | One grass wicket | 5 per season | 4 per season | 0 per season |
| | One synthetic wicket | 60 per season | 60 per season | 60 per season |
| Hockey | One AGP | 4 matches per day | 4 matches per day | 0 matches per day |

For non-pitch sports, capacity is not linked to the number of matches taking place but rather the number of members (and other users) attracted to a site. For example, for tennis, a sportslit hard court is said to have capacity for 60 members, whereas a non-sportslit has court has capacity for 40 members (this varies for grass courts). Other sport specific capacity guidance is detailed within the relevant sections of this report.

COVENTRY CITY COUNCIL

PLAYING PITCH & OUTDOOR SPORT ASSESSMENT

Develop the current and future picture of provision

Once capacity is determined on a site-by-site basis, actual spare capacity is calculated on a City-wide and an area-by-area basis via further interrogation of peak time demand (i.e. the day/time demand is most likely to exist). This then identifies whether there is overall spare capacity on provision or whether there is a shortfall.

Although spare capacity may be identified at some sites and in some areas, it does not necessarily mean that there is surplus provision. For example, spare capacity may not be available when it is needed (actual spare capacity), or a site may be retained in a 'strategic reserve' to enable rotation and to reduce wear and tear. There may also be a need to discount some capacity, for example at poor quality sites that should not be used or at unsecure sites where long-term access cannot be guaranteed.

Once current capacity has been determined, future capacity can also be calculated via incorporating the future demand that has been identified as well as unmet, latent and exported demand.

Identify the key findings and issues

By completing the above steps, it is possible to identify several findings and issues relating to the supply, demand and adequacy of outdoor sports provision in Coventry. This report seeks to identify and present the key findings and issues prior to developing the Strategy.

The following sections summarise the local administration of the included playing pitch and outdoor sports facilities. Each provides a quantitative summary of provision and a map showing the distribution of facilities. Information about the availability of facilities to/for the local community and the governing body of each sport is also provided as are any key issues.

COVENTRY CITY COUNCIL PLAYING PITCH & OUTDOOR SPORT ASSESSMENT

PART 2: FOOTBALL

2.1: Introduction

Birmingham County FA is the primary organisation overseeing the development (and some elements of administration) of football in Coventry. It is responsible for growing participation, promoting diversity and regulating the sport for everyone to enjoy.

Facility development for football is largely the responsibility of the Football Foundation, which is a charity, linked to the Premier League, the FA and the Government, that helps communities improve their local football facilities through grant funding. It is committed to improving the experience of playing football for everyone involved in the game.

This section of the report focuses on the supply and demand for grass football pitches, where formal demand is generally defined through five formats of play and five pitch types, linked to the age of teams and players. Please refer to the table below for more detail relating to this.

Table 2.1: Football grass pitch formats

| Format/pitch type | Age range | Recommended pitch size (metres) |
|-------------------|-----------|---------------------------------|
| Adult | U17s+ | 100 x 64 |
| Youth 11v11 | U15s-U16s | 91 x 55 |
| | U13s-U14s | 82 x 50 |
| Youth 9v9 | U11s-U12s | 73 x 46 |
| Mini 7v7 | U9s-U10s | 55 x 37 |
| Mini 5v5 | U7s-U8s | 37 x 27 |

Part 3 captures supply and demand for third generation pitches (3G pitches), which is the preferred artificial surface type for football. There is a growing demand for the use of 3G pitches for competitive football fixtures, in addition to training needs, especially to accommodate mini and youth football.

Local Football Facility Plans (LFFPs)

To support in delivery of both the current and superseding FA National Games Strategy, the FA commissioned a nationwide consultancy project which has now been completed. As part of this, a LFFP has been produced for every local authority across England, with each plan being unique to its area as well as being diverse in its representation.

The LFFP is strategically aligned to the National Football Facilities Strategy (NFFS); a 10-year plan to change the landscape of football facilities in England. The NFFS represents a major funding commitment from the national funding partners (the FA, Premier League and Department for Culture, Media and Sport (DCMS)) and is delivered through the Football Foundation to inform and direct an estimated one billion pounds of investment into football facilities over the next ten years.

Each LFFP builds upon PPOSS findings (where present and current) regarding the formal and affiliated game as well as including strategic priorities for investment across small-sided football (including recreational and indoor activity). The LFFP also incorporates consultation with groups outside of formal football, as well as under-represented communities. This includes those which may be key partners with regards to using football for behavioural change, plus groups which may be key drivers of FA priorities around participation in the likes of women and girls' football, disability football and futsal.

COVENTRY CITY COUNCIL PLAYING PITCH & OUTDOOR SPORT ASSESSMENT

The LFFP is a 'live' document that should be updated following the completion of a PPOSS as an up-to-date supply and demand assessment may present findings and recommendations that need to be incorporated for investment purposes. LFFPs identify key projects to be delivered and act as an investment portfolio for projects that require funding. As such, around 90% of all national football investment will be identified via LFFPs.

Notwithstanding the above, it is important to recognise that the LFFP is an investment portfolio of priority projects for potential investment; it is not a detailed supply and demand analysis of all pitch provision in a local area. Consequently, it cannot be used in place of a PPOSS and is not an accepted evidence base for site change of use or disposal. A LFFP does, however, build on available/existing local evidence and strategic plans.

The LFFP for Coventry was produced in 2019 and identifies priority projects for investment. This should be refreshed following the PPOSS based on its findings and recommendations.

Consultation

A total of 86 football clubs play in Coventry, with 46 responding to consultation requests. This equates to a club response rate of 53% and a team response rate of 78%. Most clubs that have not responded are small clubs fielding just one or two teams, although some larger clubs such as Coventrians FC have also been unresponsive.

Emphasis has been placed on larger clubs that are considered key by Birmingham FA. The responsive clubs therefore include:

- ◀ Chapelfield Colts FC
- ◀ Christ the King FC
- ◀ Coundon Cockerels FC
- ◀ Coundon Court FC
- ◀ Coventry Copsewood FC
- ◀ Coventry Jaguar FC
- ◀ Coventry Sphinx FC
- ◀ Coventry University FC
- ◀ Dunlop FC
- ◀ Firefighters Juniors FC
- ◀ Mount Nod FC
- ◀ Sky Blues in the Community FC
- ◀ Triumph Athletic FC
- ◀ Whitley Juniors FC

2.2: Supply

The audit identifies a total of 251 football pitches across 98 sites in Coventry. Of these, 199 pitches are available at some level for community use (although not necessarily used) across 59 sites. The majority of unavailable pitches are located at education sites.

Please note that included within the figures above are pitches at both Alvis Sports Club and University of Warwick (Cryfield Pavilion), despite them being located within Warwick. This is because of their proximity to the border and due to the level of demand catered for from Coventry residents.

Table 2.1: Summary of pitches available for community use

| Analysis area | Pitch type | | | | | Total |
|-----------------|------------|-------------|-----------|-----------|-----------|------------|
| | Adult | Youth 11v11 | Youth 9v9 | Mini 7v7 | Mini 5v5 | |
| North East | 27 | 10 | 2 | 11 | 1 | 51 |
| North West | 26 | 11 | 4 | 10 | 6 | 57 |
| South East | 19 | 5 | 8 | 7 | 3 | 42 |
| South West | 29 | 8 | 4 | 6 | 2 | 49 |
| Coventry | 101 | 34 | 18 | 34 | 12 | 199 |

COVENTRY CITY COUNCIL PLAYING PITCH & OUTDOOR SPORT ASSESSMENT

Provision is relatively evenly split across the four analysis areas, with the North West Analysis Area containing the highest number of pitches with 57 and the South East Analysis Area containing the least with 42.

There are a large number of adult pitches (101) identified when compared to other pitch sizes, which reflects high demand for adult football. However, it should be noted that youth 11v11 demand is higher, despite there being considerably less youth 11v11 pitches. This is common nationally, with many youth 11v11 teams playing on adult pitches, although this can be due to a lack of dedicated provision rather than through preference.

In accordance with the FA Youth Review, u17s and u18s can play on adult pitches. The FA's recommended pitch size for adult football is 100 x 64 metres. The recommended size of a youth pitch is 91 x 55 metres for u16s and u15s, 82 x 50 metres for u14s and u13s and 73 x 46 metres for u12s and u11s. The recommended size for 7v7 pitches (u10s and u9s) is 55 x 37 metres and for 5v5 pitches (u8s and u7s) it is 37 x 27 metres.

There are also relatively few youth 9v9 and mini 5v5 pitches compared to the other pitch types. Some clubs resort to marking out such pitches within larger pitch types to overcome this, and sometimes achieve this through cones rather than dedicated line markings.

When compared to previous PPS findings, in 2014, there has been a reduction of 47 pitches, albeit there are only eight fewer that are available for community use. This can be attributed to several factors but most commonly is a consequence of numerous sites now having fewer pitches marked out, particularly schools. Some sites have also become disused (see disused/lapsed section).

Figure 2.1 identifies all grass football pitches currently servicing Coventry, regardless of community use. For a key to the map, see Table 2.12.

COVENTRY CITY COUNCIL PLAYING PITCH & OUTDOOR SPORT ASSESSMENT

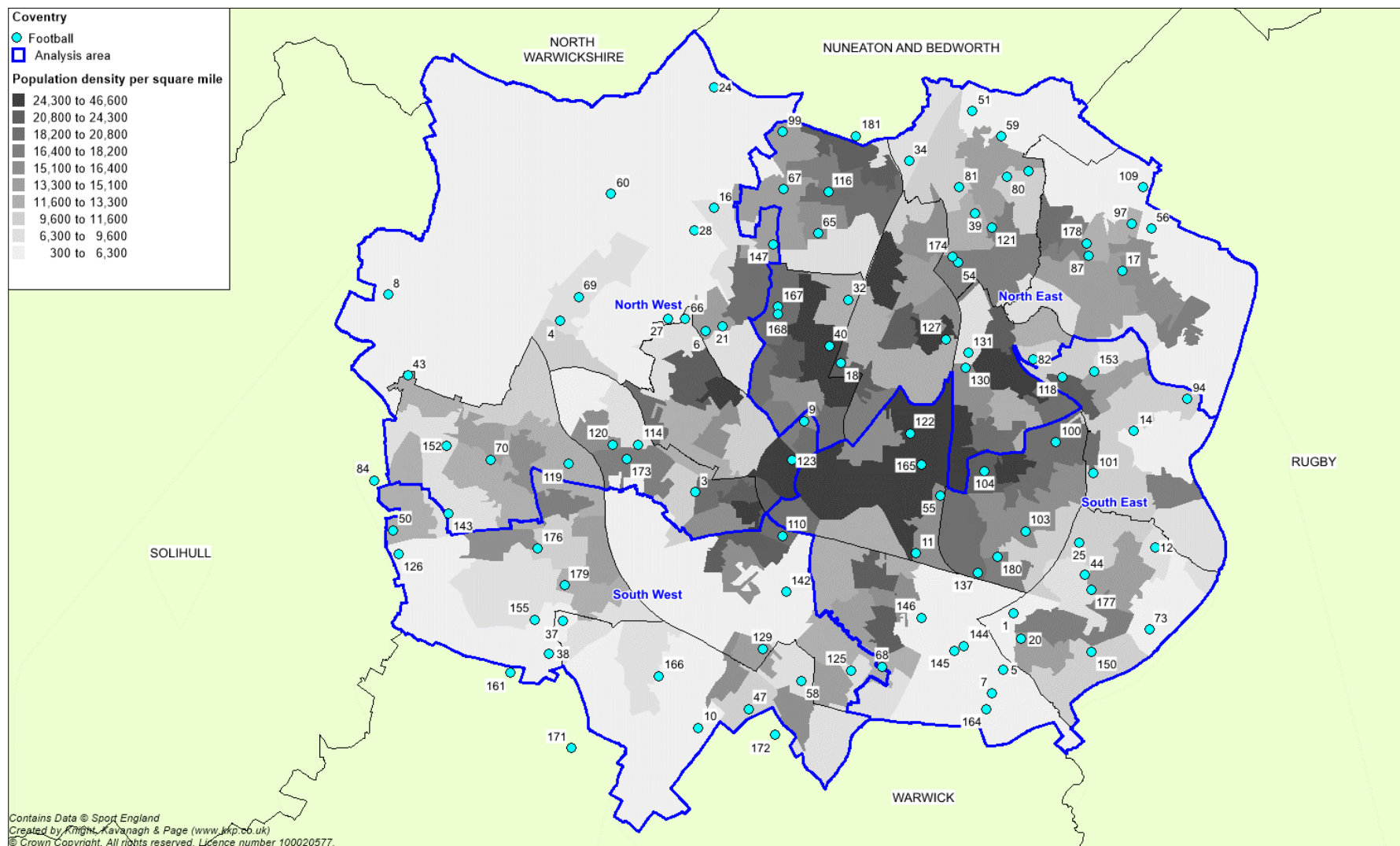


Figure 2.1: Location of football pitches in Coventry

COVENTRY CITY COUNCIL

PLAYING PITCH & OUTDOOR SPORT ASSESSMENT

Disused/lapsed provision

Pitches at council sites Cashes Park, Eastern Green Recreation Ground, Floyds Fields and Stoke Heath Recreation Ground are no longer marked out having not been hired for numerous years. Cashes Park provided one adult pitch, Eastern Green Recreation Ground provided one youth 11v11, pitch, Stoke Heath Recreation Ground provided three adult pitches and Floyds Fields provided two adult and one mini 7v7 pitch.

Pitches at Cashes Park and Eastern Green Recreation Ground were taken out of use following quality deterioration and frequent flooding, whereas Stoke Heath Recreation Ground, which is a former landfill site, was deemed to be unfit for competitive use. Some trees have recently been planted at Floyds Fields, although space remains for pitch provision.

Football provision was also previously provided at The Highway Club, where an adult pitch was marked out until 2019. A planning application for the site has been approved which will see the replacement of the pitch as mitigation (Ref: FUL/2021/2240).

Similarly, pitches have historically been marked on land at Charter Avenue (opposite Marler Road), with an adult pitch last in place in 2013. Prior to this, up to 2010, a youth pitch was also provided. The area is now unmaintained.

Future provision

Plans have been approved at Woodlands Sports Complex to bring the site back into educational use after it ceased operating as a secondary school in 2016. To help fund this, 0.95 hectares of the accompanying playing field land is proposed to be sold for housing, with a youth 11v11 pitch currently marked out in this area and with an additional pitch also previously provided.

In addition, 1.17 hectares of playing field land at the bordering Woodfield School site is also set to be lost to support the plans, as is 0.44 hectares of land at its Stoneleigh Road Campus. The former has not had a pitch marked out, whereas the latter has a mini 7v7 football pitch marked out albeit this is unavailable for community use.

Due to the construction of a new sports block at Coundon Court School, one adult pitch will be temporarily lost. Building work is expected to take three or four years although the pitch will be reinstated once the block is complete.

Security of tenure

Tenure of sites in Coventry is generally secure. A site is thought to have secure tenure if it has a long-term lease or a guarantee that the pitch will continue to be provided over the next three years. Most local authority sites ensure community use is available for this time period and are therefore considered to provide security of tenure.

Some clubs have lease arrangements in place for use of their pitches, which provides security of tenure providing sufficient time remains on the agreement. This applies to Mount Nod JFC at Jardine Crescent, Coundon Court FC at Coundon Court School, Jaguar Daimler FC at Daimler Green Community Centre, Coventry Copsewood FC at Copsewood Community Sports & Social Club, Chapelfield Colts FC at Coventry University (The Place), Coventrians FC at Holbrook's Park, Bullshead FC at Ashington Grove and Whitley Juniors FC at Chace Avenue Playing Field. As a general rule, any agreement under 25 years is considered to offer limited security of tenure to the tenant club and should therefore be extended, if possible. Longer term lease agreements can assist with site development and any associated funding bids.

COVENTRY CITY COUNCIL PLAYING PITCH & OUTDOOR SPORT ASSESSMENT

Triumph Athletic FC also has a lease agreement in place for use of Standard Triumph Club (Tanners Lane); however, the Club, together with Standard CC, has been served notice to vacate the site at the end of the current season. This is currently being disputed by the clubs and they are continuing to use the site although in recent weeks they have been told they must cover all gas, electric and legal bills at Standard Triumph Club from March 2021 or leave the site entirely by the 25th October 2022.

AFC Coventry Rangers has a lease agreement for us of Coventry Technical Rugby Club; however, the site has been allocated for residential development.

Christ the King FC leases Bablake Playing Field from Bablake & King Henry VIII School in an agreement that has only 10 years remaining. However, the Club has a longer term agreement (circa 34 years) for use of its second site (Wheelwright Lane Playing Field).

Tenure is also unsecure at other venues, most notably at education sites where long-term access is not guaranteed. This is the case across education sites in Coventry, even where community use is high such as at Bishop Ullathorne Catholic School, Caludon Castle Sports Centre, Lyng Hall School Sports Centre and University of Warwick (Westwood Campus).

Schools that are not governed by the Council (e.g., academies) are able to make their own decisions regarding community use, which is a particular issue given the large number of pitches provided by each. Users of such sites should therefore be encouraged to enter into community use agreements that guarantee access beyond the current season.

In order to attract external funding, clubs and sites generally need long-term security of tenure. As an example, this is a requirement for Football Foundation investment.

Pitch quality

The quality of football pitches across Coventry has been assessed via a combination of site visits (using non-technical assessments as determined by the FA), PitchPower reports (see below), and user consultation to reach and apply an agreed rating on a scale of good, standard and poor. For the full site assessment criteria, please refer to Appendix 2.

Pitch quality primarily influences the carrying capacity of a site; often pitches lack the drainage and maintenance necessary to sustain use. Pitches that receive little to no ongoing repair or post-season remedial work are likely to be assessed as poor, therefore limiting the number of games they can accommodate each week without it having a detrimental effect on quality. Conversely, well maintained pitches are likely to be of a higher standard and capable of taking a number of matches without a significant reduction in surface quality.

The table below summarises the quality of community available pitches in Coventry. As seen, most pitches are assessed as standard, with 140 being rated as such. There are then 27 community available pitches assessed as good quality and 32 assessed as poor.

Table 2.2: Pitch quality assessments (community use pitches)

| Pitch type | Good | Standard | Poor |
|--------------|-----------|------------|-----------|
| Adult | 19 | 67 | 15 |
| Youth 11v11 | 2 | 26 | 6 |
| Youth 9v9 | 1 | 11 | 6 |
| Mini 7v7 | 2 | 28 | 4 |
| Mini 5v5 | 3 | 8 | 1 |
| Total | 27 | 140 | 32 |

COVENTRY CITY COUNCIL PLAYING PITCH & OUTDOOR SPORT ASSESSMENT

The good quality pitches are located at the following sites:

- ◀ Alan Higgs Centre
- ◀ Alvis Sports Club
- ◀ Colliery Sports Ground
- ◀ Coventry University (The Place)
- ◀ Hawkesmill Sports Club
- ◀ Ryona Engineering Supplies Stadium (Coventry Sphinx Football Club)
- ◀ University of Warwick (Cryfield Pavilion)

Coventry Colliery FC states that pitch quality has recently improved at Hawkesmill Sports Club as investment has been made in enhanced maintenance.

Additionally, Coventry Copsewood FC received a National League sports grant which has been utilised to improve pitch quality, and Triumph Athletic FC has invested more time into pitch maintenance to improve pitch quality at Standard Triumph Club (Tanners Lane). Pitches at these sites are assessed as standard quality.

Conversely, the poor quality pitches are located at:

- ◀ Bishop Ullathorne Catholic College
- ◀ Cardinal Wiseman Catholic School
- ◀ Coventry Blue Coat School
- ◀ Coventry Technical Rugby Club
- ◀ Cubbington Recreation Ground
- ◀ Ernesford Grange Community Academy
- ◀ Jaguar Leisure Centre
- ◀ John White Community Centre
- ◀ Westwood United Football Club
- ◀ Wheelwright Lane Playing Field
- ◀ Xcel Leisure Centre

Although some council pitches are assessed as poor quality, most are assessed as standard quality when considering the maintenance regime undertaken. As such, the main reasons for pitches being assessed as poor quality relates more so to drainage issues, with unofficial use also exacerbating problems due to the open access nature of the provision.

Pitches at Ashington Grove, Coundon Court School, Copsewood Community Sports & Social Club, Coventry Technical Rugby Club, Daimler Green Community Centre, Hawkesmill Sports Club, Jardine Crescent, Xcel Leisure Centre, Dunlop Sports & Social Club and Woodlands Sports Complex are all reported to suffer from drainage issues. Coundon Court FC is working with Coundon Court School to improve pitch quality on site whilst AFC Coventry Rangers has plans to improve pitch maintenance at Coventry Technical Rugby Club.

Chace Avenue Playing Field, Coundon Hall Park, Jardine Crescent and Sowe Common Sports Ground have been damaged by motorbikes and quad bikes being driven on the pitches. Ashington Grove, Copsewood Community Sports and Social Club, Dunlop Sports and Social Club and Woodlands Sports Complex have also suffered damage from vandalism.

Mount Nod JFC reports that the pitches at Jardine Crescent are poorly maintained and ravines are present where line markings are made. Athletic United JFC states that grass cutting is sporadic at Sowe Common Sports Ground and that the Club has had to cut the grass itself at times.

Whitley Juniors FC reports that it was unable to maintain pitches at Chace Avenue Playing Field during Covid-19 lockdown periods. This has led to quality deteriorating. Dunlop FC also reports pitch quality declined at Dunlop Sports and Social Club due to a lack of maintenance during lockdown.

COVENTRY CITY COUNCIL PLAYING PITCH & OUTDOOR SPORT ASSESSMENT

Similarly, Bullshead FC states that the pitches at Ashington Grove are no longer maintained to a high standard by the Council, whilst Coventry Craven and Eastern Green Street football clubs report that maintenance could be improved at War Memorial Park and Coundon Hall Park, respectively.

Pitch improvement

The FA has a Pitch Improvement Programme aimed at improving the standard of grass pitches across the Country. For provision included in the programme, clubs can utilise the services of the Football Foundation's PitchPower app to carry out a free on-site assessment of their pitches. This then provides the Grounds Management Association (GMA) with the detail needed to create a personalised, informative report to advise on how improvements can be made. Clubs then receive bespoke advice and support to help with any future actions, funding applications and equipment, with clubs getting access to discounted rates for machinery and consumables through local partnerships.

The web app is open to access by all providers, including clubs, schools and local authorities. Following a PitchPower report, organisations can work towards the recommended dedicated maintenance regime identified to improve the quality of their pitches. Applicants are required to submit a PitchPower assessment for each of their pitches as a condition of a grant funding application for Football Foundation grass pitch investment, such as the Grass Pitch Maintenance fund (detailed later in this section).

PitchPower is less restricted by the seasonal window of in-season play than the non-technical assessments, instead being able to be undertaken within a 10-month period, with assessments completed and submitted within one of three windows: September - October, November – March or April – June.

As well as the completion of other supporting information such as detail of volunteer training and what maintenance equipment is available, the assessment requires the taking of images and a single soil sample at each assessment site. There are three assessment sites for adult and youth pitches at each goal area and the centre circle, whilst for mini pitches there are two sites at the centre circle and one goal area.

The PitchPower assessments use a new five step Performance Quality Standard (PQS) rating system developed by the GMA, with the Football Foundation and Sport England agreeing alignment with the capacity guidance within the existing PPS guidance. This alignment is shown in the table below.

Table 2.3: Agreed equivalent PPOSS quality rating for PQS ratings.

| PQS Rating | PPPOS Quality Rating |
|------------|----------------------|
| Poor | Poor |
| Basic | Standard |
| Good | Good |
| Advanced | |
| High | |

In Coventry, five sites have received a PitchPower assessment. The findings of these in comparison to PPOSS findings are shown in the table below. As shown, the findings from PitchPower assessments are aligned with those from the PPOSS.

COVENTRY CITY COUNCIL PLAYING PITCH & OUTDOOR SPORT ASSESSMENT

Table 2.4: Summary of PitchPower findings compared to PPOSS quality ratings

| Site ID | Site name | Pitch type | PitchPower rating | PPOSS rating |
|---------|---|---------------|-------------------|--------------|
| 12 | Bredon Avenue | Youth (11v11) | Basic | Standard |
| 24 | Colliery Sports Ground | Adult | High | Good |
| | | Adult | Good | Good |
| 60 | Hawkesmill Sports Club | Adult | Good | Good |
| 103 | Ryona Engineering Supplies Stadium (Coventry Sphinx Football Club) | Adult | Advanced | Good |
| | | Youth (11v11) | Advanced | Good |
| | | Youth (11v11) | Advanced | Good |
| | | Mini (7v7) | Advanced | Good |
| 181 | Wheelwright Lane Playing Fields | Mini (5v5) | Advanced | Good |
| | | Youth (11v11) | Poor | Poor |
| | | Youth (11v11) | Basic | Standard |
| | | Youth (9v9) | Basic | Standard |

In addition to PitchPower, the FA has a general pitch improvement strategy, in partnership with the GMA. As part of this, it has a grass pitch maintenance service that can be utilised by clubs with the aim of improving knowledge, skills and therefore the quality of pitches. The key principles behind the service are to provide clubs with advice and practical solutions in a range of areas, with the simple aim of improving playing surfaces. This is designed to help clubs on sites that they themselves manage and maintain but can also be used to advise local authority-maintained sites.

The Football Foundation and the FA have also developed a Grass Pitch Maintenance Fund that allows clubs and sports organisations to apply for funding for maintenance assistance, consumables and/or equipment. Whilst local authorities are only currently eligible applicants for maintenance equipment through this fund, clubs, leagues and/or charitable organisations using local authority sites can apply for all funding provided they have security of tenure.

Funding is awarded over a six-year period (although funding applicants sign up to a ten year agreement) for up to 66% of the total cost required to bring the pitches up to an appropriate standard, following a site assessment. The level of funding then decreases year on year, with the expectation that the Club is able to take on the works independently by the end of the term.

Over marked pitches

Over marking of pitches can cause notable damage to the surface quality and lead to overuse beyond recommended capacity. In some cases, mini pitches may be marked onto senior pitches or mini matches may be played widthways across adult or youth pitches. This can lead to targeted areas of surface damage due to a large amount of play focused on high traffic areas, particularly the middle third of the pitch.

Over marking of pitches not only influences available capacity, it may also cause logistical issues regarding kick off times; for example, when two teams of differing age formats are due to play at the same site at the same time.

There are also a number of football pitches in Coventry which are marked onto or overlapping cricket outfields, which can create availability issues at multi-sport sites as the cricket season begins in April when the football season is still ongoing, and the football season begins in September as cricket fixtures are still being played.

The table below highlights all sites containing over marked pitches.

COVENTRY CITY COUNCIL PLAYING PITCH & OUTDOOR SPORT ASSESSMENT

Table 2.5: Sites containing over marked pitches

| Site ID | Site | Comments |
|---------|--|--|
| 6 | Bablake Playing Fields | Pitches are overmarked on a cricket outfield. |
| 25 | Copsewood Community Sports & Social Club | 9v9 and 7v7 pitches are overmarked with mini 5v5 pitches. |
| 27 | Coundon Court School | Youth 11v11 pitch overmarked with a youth 9v9 pitch. |
| 40 | Daimler Green Community Centre | Pitches are overmarked on a cricket outfield and mini pitches are marked inside the adult pitch. |
| 60 | Hawkesmill Sports Club | A mini 7v7 pitch overmarks an adult pitch on site. |
| 84 | Massey Ferguson Sports Ground | Two adult pitches overmark a cricket outfield. |
| 103 | Ryona Engineering Supplies Stadium (Coventry Sphinx Football Club) | A youth and mini pitch are overmarked by a Gaelic football pitch. |
| 137 | The Parkridge Centre (Formerly Peugeot Sports Club) | An adult pitch is overmarked on a cricket outfield. |
| 172 | Alvis Sports Club | Youth and mini pitches overmark a cricket outfield. |

Despite the over markings, none of the sites included in the table above have pitches assessed as poor quality, suggesting that the over marked pitches are being maintained relatively well. However, capacity issues are evident at some of the sites, partly as a consequence of the additional usage.

Ancillary facilities

As with pitch quality, the quality of ancillary facilities servicing football sites across Coventry has been assessed on the basis of identifying good, standard and poor quality provision. To that end, ancillary facility ratings are primarily influenced by the type and quality of amenities which are available on a site, such as a clubhouse, changing rooms, car parking and boundary fencing.

The following sites are considered to have poor quality facilities:

- ◀ Ashington Grove
- ◀ Bablake Playing Fields
- ◀ Cashes Park
- ◀ Chace Avenue Playing Field
- ◀ Colliery Sports Ground
- ◀ Woodlands Sports Complex
- ◀ Eastern Green Recreation Ground
- ◀ Hawkesmill Sports Club
- ◀ Sowe Common Sports Ground
- ◀ Spencer Park
- ◀ Westwood United Football Club

In addition to site assessments, of the clubs that responded to consultation requests, 43% report they have access to good quality ancillary provision at their respective home venues, whilst standard quality facilities are accessed by 22% of clubs and 14% access poor quality facilities. The remaining 21% report that they are without ancillary provision, which is a relatively high amount.

A development of a new standalone changing room block with accessible shower and toilet facilities is planned at Westwood Academy.

Ashington Grove, Chace Avenue Playing Field, Copsewood Community Sports & Social Club, Coundon Court School, Hawkesmill Sports Club, Sowe Common Sports Ground, Ryona Engineering Supplies Stadium (Coventry Sphinx Football Club) and War Memorial Park are all reported to have inadequate car parking facilities during peak times when several matches are scheduled at the same time.

COVENTRY CITY COUNCIL

PLAYING PITCH & OUTDOOR SPORT ASSESSMENT

Football pyramid demand

The football pyramid is a series of interconnected leagues for adult men's football clubs in England. It begins below the football league (the National League) and comprises of six steps, with various leagues at each level and more leagues lower down the pyramid than at the top. These are then supported by regional feeder leagues, which were previously at Step 7 of the pyramid but are now not included.

The system has a hierarchical format with promotion and relegation between the levels, allowing even the smallest club the theoretical possibility of rising to the top. Clubs within the step system must adhere to ground requirements set out by the FA. The higher the level of football being played the higher the requirements.

Clubs cannot progress into the league above if the ground requirements do not meet the correct specifications. Ground grading assesses grounds from A to H, with 'A' being the requirement for Step 1 clubs and H being the requirement for Step 6 clubs.

In Coventry, Coventry City FC is a professional club operating above the football pyramid (in the Championship). There are then three men's clubs operating within the pyramid, with Coventry United and Coventry Sphinx football clubs playing at Step 5 and Coventry Copsewood FC playing at Step 6.

A common issue for clubs entering the pyramid is changing facilities, although this is not identified as being an issue for any demand in Coventry. For Step 6 football (ground grading G), changing rooms must be a minimum size of 18 square metres, exclusive of shower and toilet areas.

The general principle for clubs in the football pyramid is that they have to achieve the appropriate grade by March 31st of their first season after promotion, which therefore allows a short grace period for facilities to be brought up to standard. This, however, does not apply to clubs being promoted to Step 6 (as they must meet requirements immediately).

Women's National League System

Correspondingly there is a Women's National League System similar to the adult men's which provide structure to the women's game. This ranges from Tier 1 to Tier 6 with each Tier requiring differing ground grading requirements.

Although women's clubs still require to meet ground requirements set out by the FA these differ from the men's National League System. Ratings range from grade A to C each with differing minimum requirements. Tier 1 and 2 in the Women's National League System is akin to Tier 3 and 4 of the men's National League System, although not exactly the same. The system is also hierarchical format with promotion and relegation between the levels, allowing even the smallest club the theoretical possibility of rising to the top of the system.

In Coventry, Coventry United Ladies FC plays at Tier 2 (FA Women's Championship), Coundon Court Ladies FC plays at Tier 5 (West Midlands Regional Premiership) and Coventrians Ladies FC plays at Tier 7 (Birmingham County Women's League). These use Coventry Rugby Club (Butts Park Arena), Hawkesmill Sports Club and Colliery Sports Ground, respectively.

2.3: Demand

Through the audit and assessment, a total of 407 teams across 85 clubs are identified as playing regular, competitive matches on football pitches within Coventry. This consists of 97

COVENTRY CITY COUNCIL PLAYING PITCH & OUTDOOR SPORT ASSESSMENT

senior men's, 10 senior women's, 176 youth boys', 17 youth girls' and 107 mini soccer teams (including any designated girls only mini teams).

Table 2.6: Summary of competitive teams currently playing in Coventry

| Analysis area | No. of teams playing | | | | |
|-----------------|----------------------|-------------|-----------|-----------|-----------|
| | Adult | Youth 11v11 | Youth 9v9 | Mini 7v7 | Mini 5v5 |
| North East | 21 | 33 | 17 | 22 | 10 |
| North West | 20 | 36 | 20 | 16 | 16 |
| South East | 37 | 47 | 14 | 18 | 11 |
| South West | 29 | 14 | 12 | 10 | 4 |
| Coventry | 107 | 130 | 63 | 66 | 41 |

The South East Analysis Area has the highest number of teams with 127, whilst the South West Analysis Area has the fewest with 69 teams. There are more youth 11v11 teams (130) when compared to other formats of play, with mini 5v5 teams (41) being the least represented.

Participation trends

Based on affiliation data, the number of teams playing in Coventry has increased by 11 over the last three seasons, compared to the 2018/2019 season. There has been an increase of senior women's, youth girls and mini teams, although the number of senior men's and junior boys' teams have fallen slightly.

Of the responding clubs, 20% report an increase in the number of adult teams, compared to 14% that report a decrease. However, this does not factor in the number of single team clubs that have folded within the timeframe.

For youth football, 14% of clubs have seen an increase in team numbers whilst a further 14% have experienced a decrease. For mini football, 17% state that team numbers have increased and 11% report a decrease.

Women's and girls' demand

There are currently 27 dedicated female teams playing within Coventry, representing almost 7% of the total number of teams. This represents average participation when compared nationally, although the number has grown from the 20 female teams identified in 2018/2019.

The FA's current four-year strategy, 'Time for Change' has a focus on providing all girls with equal access to football by 2024. This focus will be a key objective of any facility investment to ensure that facilities are suitable for female access, particularly in relation to toilets and appropriate changing facilities.

Wildcat centres work with County FA qualified coaches to deliver local weekly sessions, providing opportunities for girls aged five to 11 to develop fundamental skills and experience football in a safe and fun environment and Squad sessions for 12 – 16 year olds follow the same format. All organisations delivering Wildcat or Squad centres receive a £900 grant over 2 years and equipment in their first year of running the programme to help develop and increase girl's participation.

There are currently three Wildcats centres in Coventry, hosted by:

- ◀ Coundon Court FC
- ◀ Coventrians FC
- ◀ GNP Sports Juniors FC

COVENTRY CITY COUNCIL

PLAYING PITCH & OUTDOOR SPORT ASSESSMENT

Imported/exported demand

No demand is identified as being imported into Coventry.

In regard to exported demand, Athletic United JFC reports that its U15 team plays home fixtures at Camp Farm Bulkington, in Nuneaton & Bedworth, due to a lack of suitable pitches within Coventry.

Further, despite Coventry City Women and Girls FC's first team utilising the same provision as Coventry City's academy at Alan Higgs Centre, the Club's 12 girls teams are exported to Wolston Leisure & Community Centre (Rugby) due to a lack of suitable facilities within Coventry.

Latent demand

Of responding clubs, 28% indicate they could field more teams if they had access to more pitches, which represents high levels of latent demand. An example of this is Coundon Court FC, which reports that it is currently restricted to one team per age group due to limited pitch access. Similarly, Aspire2Be FC states that it could double in size (to four teams) if more pitches were available and AFC Binley believes that it could field several youth and mini teams if suitable pitches were accessible.

Additionally, 14 clubs indicate that they could field further teams if they had access to more training facilities and nine clubs report that access to more or better ancillary provision would enable them to field more teams. Whitley Juniors FC, for example, states that it requires more changing space, an officials' room, toilets and showers, whereas Dunlop FC reports it could promote women's and girls' football if it had adequate changing facilities at Dunlop Sports and Social Club.

Given the high level of future demand noted below, it is considered that this latent demand will also be absorbed by participation increases and population growth. As such, the quantifiable figures should be merged rather than being considered separately.

Future demand

Future demand can be defined via two ways, through participation increases and by using population forecasts. In addition, the proceeding Strategy & Action Plan document will contain housing growth scenarios that will estimate the additional demand for football arising from housing developments within Coventry.

Population increases

Team generation rates are used below to calculate the number of teams likely to be generated in the future (2040) based on population growth. Due to a high future population projection in the relevant age groups, it is predicted that there will be a large increase amounting to 22 adult (21 men's and one women's), 24 youth 11v11 teams (22 boys' and two girls'), three youth 9v9 teams (all boys), two mini 7v7 teams and three mini 5v5 teams.

COVENTRY CITY COUNCIL PLAYING PITCH & OUTDOOR SPORT ASSESSMENT

Table 2.7: Team generation rates (by 2040)

| Age group | Current population within age group | Current no. of teams | Team Generation Rate | Future population within age group | Predicted future number of teams (by 2040) | Teams that may be generated from the increased population ¹ |
|----------------------|-------------------------------------|----------------------|----------------------|------------------------------------|--|--|
| Adult Mens (18-45) | 93,244 | 97 | 1:961 | 114,085 | 118.7 | 21 |
| Adult Womens (18-45) | 83,838 | 10 | 1:8,384 | 96,613 | 11.5 | 1 |
| Youth Boys (12-17) | 12,678 | 116 | 1:109 | 15,183 | 138.9 | 22 |
| Youth Girls (12-17) | 12,076 | 14 | 1:863 | 14,068 | 16.3 | 2 |
| Youth Boys (10-11) | 4,857 | 60 | 1:81 | 5,137 | 63.5 | 3 |
| Youth Girls (10-11) | 4,451 | 3 | 1:1,484 | 4,826 | 3.3 | 0 |
| Mini Mixed (8-9) | 9,952 | 66 | 1:151 | 10,278 | 68.2 | 2 |
| Mini Mixed (6-7) | 9,660 | 41 | 1:236 | 10,541 | 44.7 | 3 |

When applied by analysis area, projected increases fall to 19 adult teams, 22 youth 11v11 teams, one youth 9v9 team and two mini 5v5 teams (future growth in mini 7v7 demand is considered insufficient for an increase in teams). This is shown in the table below.

Table 2.8: Team generation rates by analysis area (by 2040)

| Age group | Additional teams that may be generated from the increased population (by analysis area) ² | | | |
|----------------------|--|------------|------------|------------|
| | North East | North West | South East | South West |
| Adult Mens (18-45) | 4 | 3 | 7 | 5 |
| Adult Womens (18-45) | 0 | 0 | 0 | 0 |
| Youth Boys (12-17) | 6 | 4 | 9 | 2 |
| Youth Girls (12-17) | 0 | 1 | 0 | 0 |
| Youth Boys (10-11) | 1 | 0 | 0 | 0 |
| Youth Girls (10-11) | 0 | 0 | 0 | 0 |
| Mini Mixed (8-9) | 0 | 0 | 0 | 0 |
| Mini Mixed (6-7) | 0 | 1 | 1 | 0 |

Notwithstanding the above, team generation rates do not account for societal factors or changes in the way people may wish to play sport. Similarly, they cannot account for specific targeted development work within certain areas or focused towards certain groups, such as NGB initiatives or schools coaching.

For example, as referenced earlier, there is current a focus on developing women's and girls' football within Coventry and nationally which is likely to lead to more girls' teams in the future and therefore further increased demand for pitches. Such targeted work is not captured solely through population projections.

Further to this, given the current local decline in adult football, the number of adult teams growing as predicted could be considered unlikely.

¹ Figures rounded down.

² Figures rounded down.

COVENTRY CITY COUNCIL PLAYING PITCH & OUTDOOR SPORT ASSESSMENT

Participation increases

From respondents, 16 clubs' report aspirations to increase the number of teams that they provide and quantify this potential growth. This equates to a predicted growth of 45 teams.

Table 2.9: Potential team increases identified by clubs

| Club | Analysis area | Pitch type | Pitch size | Teams |
|-------------------------------|---------------|------------|------------|-----------|
| AFC Binley | South East | Youth | 11v11 | 1 |
| AFC Coventry Rangers | South West | Youth | 11v11 | 2 |
| Bullshead FC | South East | Adult | - | 1 |
| Chapelfields Colts FC | South West | Youth | 9v9 | 1 |
| | | Mini | 5v5 | 2 |
| Coundon Cockerels FC | North East | Mini | 5v5 | 1 |
| Coundon Court FC | North West | Youth | 11v11 | 2 |
| | | Mini | 5v5 | 2 |
| Coventry Craven FC | South West | Adult | - | 1 |
| Coventry Empire FC | South East | Youth | 9v9 | 2 |
| Coventry Sphinx FC | South East | Adult | - | 1 |
| | | Youth | 11v11 | 1 |
| Dunlop FC | North East | Youth | 9v9 | 1 |
| | | Mini | 5v5 | 1 |
| Firefighters JFC | North West | Mini | 5v5 | 1 |
| JMD Bulls Head FC | South East | Adult | - | 2 |
| | | Youth | 11v11 | 2 |
| | | | 9v9 | 2 |
| | | Mini | 5v5 | 1 |
| Mount Nod JFC | North West | Mini | 5v5 | 2 |
| Sky Blues in the Community FC | North West | Youth | 11v11 | 6 |
| | | | 9v9 | 3 |
| | | Mini | 5v5 | 3 |
| Triumph Athletic FC | South West | Mini | 5v5 | 1 |
| Whitley Juniors FC | South East | Youth | 11v11 | 1 |
| | | | 9v9 | 1 |
| | | Mini | 5v5 | 1 |
| Total | | | | 45 |

The majority of the future demand is identified in North West Analysis Area (19 teams) and on youth 11v11 pitches (15 teams). There is no identified future demand for mini 7v7 football, although the mini 5v5 teams identified will progress into this format of play.

Table 2.10: Summary of future demand expressed by clubs

| Analysis area | Future demand (teams) | | | | | Total |
|-----------------|-----------------------|-------------|-----------|----------|-----------|-----------|
| | Adult | Youth 11v11 | Youth 9v9 | Mini 7v7 | Mini 5v5 | |
| North East | - | - | 1 | - | 2 | 3 |
| North West | - | 8 | 3 | - | 8 | 19 |
| South East | 4 | 5 | 5 | - | 2 | 16 |
| South West | 1 | 2 | 1 | - | 3 | 7 |
| Coventry | 5 | 15 | 10 | 0 | 15 | 45 |

Each analysis area contains some level of future demand, although it is relatively minimal in the North East Analysis Area (one team).

COVENTRY CITY COUNCIL PLAYING PITCH & OUTDOOR SPORT ASSESSMENT

Future demand summary

In the supply and demand analysis at the end of this section of the report, it is considered unfeasible for all future demand to be factored in. This is because it is likely that club aspirations will absorb the future demand identified through population growth, rather than them being judged separately and therefore double counted. As such, only the highest figure from the two methods of calculating the increased demand should be taken forward for each format of play and in each analysis area.

The table below summarises the future demand that will be taken forward to the supply and demand analysis. Total predicted growth equates to 66 teams.

Table 2.11: Overall future demand

| Format of play | Overall future demand (teams) | | | | |
|----------------|-------------------------------|------------|------------|------------|-------|
| | North East | North West | South East | South West | Total |
| Adult | 4 | 3 | 7 | 5 | 19 |
| Youth 11v11 | 6 | 5 | 9 | 2 | 22 |
| Youth 9v9 | 1 | 3 | 5 | 1 | 10 |
| Mini 7v7 | - | - | - | - | 0 |
| Mini 5v5 | 2 | 8 | 2 | 3 | 15 |

2.4: Capacity analysis

The capacity for pitches to regularly provide for competitive play, training and other activity over a season is most often determined by quality. As a minimum, the quality and therefore the capacity of a pitch affects the playing experience and people's enjoyment. In extreme circumstances, it can result in the inability of a pitch to cater for all or certain types of play during peak and off-peak times.

As a guide, the FA has set a standard number of matches that each grass pitch type should be able to accommodate without it adversely affecting its current quality.

Taking into consideration the guidelines on capacity, the following ratings were used in Coventry:

| Adult pitches | | Youth pitches | | Mini pitches | |
|---------------|------------------|---------------|------------------|---------------|------------------|
| Pitch quality | Matches per week | Pitch quality | Matches per week | Pitch quality | Matches per week |
| Good | 3 | Good | 4 | Good | 6 |
| Standard | 2 | Standard | 2 | Standard | 4 |
| Poor | 1 | Poor | 1 | Poor | 2 |

Table 2.12 applies the above pitch ratings against the actual level of weekly play recorded to determine a capacity rating as follows:

| | |
|---------------------------|--|
| Potential capacity | Play is below the level the site could sustain |
| At capacity | Play matches the level the site can sustain |
| Overused | Play exceeds the level the site can sustain |

COVENTRY CITY COUNCIL

PLAYING PITCH & OUTDOOR SPORT ASSESSMENT

Match equivalent sessions

Pitches have a limit of how much play they can accommodate over a certain period of time before their quality, and in turn their use, is adversely affected. As the main usage of pitches is likely to be for matches, it is appropriate for the comparable unit to be match equivalent sessions but may for example include training sessions and informal use.

One team accessing one pitch is considered to use the pitch for 0.5 match equivalent sessions per week. This is based on them playing home and away fixtures on an alternate basis (therefore only requiring access to their home pitch every two weeks).

Education sites

To account for curricular/extra-curricular use of education pitches, the current usage of such sites needs to be adjusted. The only time this would not happen is when a school does not use its pitches at all and the sole use is community use. The adjustment is typically dependent on the amount of play carried out, the number of pitches on site and whether there is access to an on-site AGP (as this can result in less grass pitch use).

In some cases, where there is no identified community use, there is little capacity to accommodate further play. Internal usage often exceeds recommended pitch capacity, which is further exacerbated by basic maintenance regimes that may not extend beyond grass cutting and line marking. As such, where not overplayed as a result of community use, many school sites are considered to have no spare capacity to accommodate further usage based on assumed curricular and extra-curricular activity.

For school sites which are available for community use, current play has been increased on a site-by-site basis following consultation with the providers. Generally, usage is increased by one match equivalent session per pitch; however, in some cases, further use is added when it is known that a particular provider uses a particular pitch heavily.

Informal use

A number of football pitches in the City, such as Sowe Common Sports Ground and Jardine Crescent are on open access sites. As such, these pitches are subject to informal use in the form of, for example, dog walkers, unorganised games of football and exercise groups. It must be noted, however, that informal use of these sites is not recorded and it is therefore difficult to quantify on a site-by-site basis. Instead, it is recommended that open access sites be protected through an improved maintenance regime and reduced capacity.

Peak time

Spare capacity can only be considered as actual spare capacity if pitches are available at peak time, which can differ for each pitch type depending on when leagues operate for each format of play. In Coventry, peak time is considered to be Sunday AM for adult and youth pitches, whereas it is Saturday AM for mini pitches.

On occasion, spare capacity in the peak period is identified despite the pitch being played to capacity or overplayed, or more spare capacity is identified in the peak period than the overall spare capacity that exists. This is because most or all of the use on those particular pitches occurs outside of the peak period. Where this is the case, given that peak time usage should not be utilised over and above overall capacity, adjustments have been made.

A pitch is only said to have 'actual spare capacity' if it is available for community use and available at the peak time for that format of play. Any pitch not meeting this criterion is therefore not considered to have additional capacity, although it may have capacity outside of peak time.

COVENTRY CITY COUNCIL PLAYING PITCH & OUTDOOR SPORT ASSESSMENT

There may also be situations where, although a site is highlighted as potentially able to accommodate some additional play, this should not be recorded as actual spare capacity against the site. For example, a site may be managed to operate slightly below full capacity to ensure that it can cater for a number of regular friendly matches and activities that take place but are difficult to quantify on a weekly basis.

Pitches that are of a poor quality are not deemed to have actual spare capacity due to the already low carrying capacity of the pitches. Any identified spare capacity should be retained in order to relieve the pitches of use, which in turn will aid the improvement of pitch quality. Furthermore, any pitches with unsecure tenure are not considered to have actual spare capacity as no further play should be encouraged on such sites given that future access cannot be guaranteed.

The table below identifies the way actual spare capacity is represented in Table 2.12.

Table 2.11: Spare capacity examples

| Spare capacity in peak period (examples) | Explanation of spare capacity |
|--|---|
| 1 | If the cell is highlighted in green with a number, it means that the pitches have actual spare capacity at peak time. |
| - | If the cell has a dash in it, this means that the pitch is unavailable in the peak period. If it was to be made available, actual spare capacity could exist. |
| 0 | If the cell has a 0 in it, this means that the pitch is played to capacity, either overall or during the peak period. |
| 1 | If the cell has a number in it but is not highlighted, it means the pitch has spare capacity in the peak period; however, this is discounted. This is most commonly due to unsecure tenure and/or poor pitch quality. |

**COVENTRY CITY COUNCIL
PLAYING PITCH & OUTDOOR SPORT ASSESSMENT**

Table 2.12: Football pitch capacity analysis

| Site ID | Site name | Analysis area | Postcode | Type of tenure | Management | Pitch type | Pitch size | Available for community use? | Quality rating | No. of pitches | Current play (match sessions) | Site capacity (match sessions) | Overused (+), At Capacity (!) or Potential to Accommodate additional play (-) | Spare capacity available in peak period (match sessions) | Comments |
|---------|--|---------------|----------|----------------|-------------|------------|------------|------------------------------|----------------|----------------|-------------------------------|--------------------------------|---|--|--|
| 1 | Alan Higgs Centre | South East | CV3 1HW | Secure | Community | Adult | | Yes | Good | 3 | 4.5 | 9 | 4.5 | 0 | Played to capacity at peak time. |
| | | | | | | Mini | (5v5) | Yes | Good | 2 | 0 | 12 | 12 | 2 | Actual spare capacity. |
| | | | | | | Youth | (11v11) | Yes | Good | 1 | 4 | 4 | | 0 | Played to capacity. |
| 3 | All Souls Catholic Primary School | North West | CV5 8ED | Unsecure | Education | Mini | (7v7) | No | Standard | 1 | 1 | 4 | 3 | - | Unavailable for community use. |
| 4 | Allesley Primary School | North West | CV5 9FY | Unsecure | Education | Mini | (7v7) | No | Standard | 2 | 1 | 8 | 7 | - | Unavailable for community use. |
| 5 | Ashington Grove | South East | CV3 4DA | Secure | Council | Adult | | Yes | Standard | 2 | 3 | 4 | 1 | 0 | Played to capacity at peak time. |
| 6 | Bablake Playing Fields | North West | CV6 2BU | Unsecure | Sports Club | Adult | | Yes | Standard | 2 | 2.5 | 4 | 1.5 | 0 | Played to capacity at peak time. |
| | | | | | | Mini | (5v5) | Yes | Standard | 2 | 2.5 | 8 | 5.5 | 0 | Played to capacity at peak time. |
| | | | | | | Mini | (7v7) | Yes | Standard | 2 | 2.5 | 8 | 5.5 | 0 | Played to capacity at peak time. |
| 7 | Baginton Fields | South East | CV3 4DX | Secure | Council | Adult | | Yes | Standard | 1 | 0 | 2 | 2 | 1 | Actual spare capacity. |
| 9 | Barrs Hill School & Community College | North West | CV1 4BU | Unsecure | Education | Adult | | No | Good | 1 | 1 | 3 | 2 | - | Unavailable for community use. |
| | | | | | | Youth | (11v11) | No | Standard | 1 | 1 | 2 | 1 | - | Unavailable for community use. |
| 10 | Bishop Ullathorne Catholic School | South West | CV3 6BH | Unsecure | Education | Adult | | Yes | Poor | 5 | 2.5 | 5 | 2.5 | 2.5 | Spare capacity discounted due to poor pitch quality. |
| | | | | | | Mini | (5v5) | Yes | Poor | 1 | 1 | 2 | 1 | 0 | Played to capacity at peak time. |
| | | | | | | Mini | (7v7) | Yes | Poor | 2 | 1.5 | 4 | 2.5 | 0 | Played to capacity at peak time. |
| | | | | | | Youth | (11v11) | Yes | Poor | 2 | 2 | 2 | | 0 | Played to capacity. |
| | | | | | | Youth | (9v9) | Yes | Poor | 2 | 2 | 2 | | 0 | Played to capacity. |
| 11 | Coventry Blue Coat School | South East | CV1 2BA | Unsecure | Education | Mini | (7v7) | Yes | Poor | 2 | 1.5 | 4 | 2.5 | 0.5 | Spare capacity discounted due to poor pitch quality. |
| | | | | | | Youth | (9v9) | Yes | Poor | 1 | 4 | 1 | 3 | - | Overplayed. |
| 12 | Bredon Avenue | South East | CV3 2EY | Secure | Sports Club | Youth | (11v11) | Yes | Standard | 1 | 2.25 | 2 | 0.25 | - | Overplayed. |
| 14 | Caludon Castle Sports Centre | South East | CV2 5BD | Unsecure | Education | Adult | | Yes | Standard | 3 | 5 | 6 | 1 | 0 | Played to capacity at peak time. |
| 16 | Cardinal Newman Catholic School (Coventry) | North West | CV6 2FR | Unsecure | Education | Adult | | No | Standard | 2 | 1 | 4 | 3 | - | Unavailable for community use. |
| | | | | | | Youth | (11v11) | No | Standard | 1 | 1 | 2 | 1 | - | Unavailable for community use. |
| 17 | Cardinal Wiseman Catholic School | North East | CV2 2AJ | Unsecure | Education | Youth | (11v11) | Yes | Poor | 1 | 1 | 1 | | 0 | Played to capacity. |
| 20 | Chace Avenue Playing Field | South East | CV3 3PS | Secure | Sports Club | Mini | (7v7) | Yes | Standard | 1 | 1 | 4 | 3 | 0 | Played to capacity at peak time. |
| | | | | | | Youth | (11v11) | Yes | Standard | 1 | 4 | 2 | 2 | - | Overplayed. |
| | | | | | | Youth | (9v9) | Yes | Standard | 1 | 0.5 | 2 | 1.5 | 0.5 | Actual spare capacity. |
| 21 | Christ The King Catholic Primary School | North West | CV6 2DJ | Unsecure | Education | Mini | (7v7) | No | Standard | 2 | 1 | 8 | 7 | - | Unavailable for community use. |
| 24 | Colliery Sports Ground | North West | CV7 8HY | Secure | Sports Club | Adult | | Yes | Good | 2 | 5 | 6 | 1 | 0 | Played to capacity at peak time. |
| 25 | Copewood Community Sports & Social Club | South East | CV3 1JP | Secure | Sports Club | Adult | | Yes | Standard | 1 | 4 | 2 | 2 | - | Overplayed. |
| | | | | | | Mini | (7v7) | Yes | Standard | 2 | 4 | 8 | 4 | 0 | Played to capacity at peak time. |
| | | | | | | Youth | (11v11) | Yes | Standard | 1 | 5 | 2 | 3 | - | Overplayed. |
| | | | | | | Youth | (9v9) | Yes | Standard | 1 | 2 | 2 | | 0 | Played to capacity. |
| 27 | Coundon Court School | North West | CV6 2AJ | Unsecure | Education | Adult | | Yes | Standard | 2 | 5 | 4 | 1 | - | Overplayed. |
| | | | | | | Mini | (5v5) | Yes | Standard | 3 | 2.5 | 12 | 9.5 | 0.5 | Actual spare capacity discounted due to unsecure tenure. |
| | | | | | | Mini | (7v7) | Yes | Standard | 1 | 2.5 | 4 | 1.5 | 0 | Played to capacity at peak time. |
| | | | | | | Youth | (11v11) | Yes | Standard | 1 | 2.5 | 2 | 0.5 | - | Overplayed. |
| 28 | Coundon Hall Park | North West | CV6 2EH | Secure | Council | Adult | | Yes | Standard | 10 | 1 | 20 | 19 | 9 | Actual spare capacity. |
| | | | | | | Mini | (7v7) | Yes | Standard | 2 | 0 | 8 | 8 | 2 | Actual spare capacity. |
| | | | | | | Youth | (11v11) | Yes | Standard | 3 | 0.5 | 6 | 5.5 | 2.5 | Actual spare capacity. |
| 32 | Coventrians Rugby Club | North East | CV6 4AF | Secure | Sports Club | Adult | | Yes | Standard | 1 | 5.75 | 2 | 3.75 | - | Overplayed. |

**COVENTRY CITY COUNCIL
PLAYING PITCH & OUTDOOR SPORT ASSESSMENT**

| Site ID | Site name | Analysis area | Postcode | Type of tenure | Management | Pitch type | Pitch size | Available for community use? | Quality rating | No. of pitches | Current play (match sessions) | Site capacity (match sessions) | Overused (+), At Capacity (!) or Potential to Accommodate additional play (-) | Spare capacity available in peak period (match sessions) | Comments |
|---------|---------------------------------------|---------------|----------|----------------|-------------|------------|------------|------------------------------|----------------|----------------|-------------------------------|--------------------------------|---|--|---|
| 34 | Coventry Building Society Arena | North East | CV6 6GE | Secure | Commercial | Adult | | No | Good | 1 | 1 | 3 | 2 | - | Unavailable for community use. |
| 37 | Coventry Technical Rugby Club | South West | CV4 8DY | Unsecure | Sports Club | Adult | | Yes | Poor | 1 | 1.5 | 1 | 0.5 | - | Overplayed. |
| | | | | | | Youth | (11v11) | Yes | Poor | 1 | 1 | 1 | | 0 | Played to capacity. |
| 38 | Coventry University (The Place) | South West | CV4 8GP | Unsecure | Education | Adult | | Yes | Good | 5 | 4.5 | 15 | 10.5 | 5 | Actual spare capacity discounted due to unsecure tenure. |
| 39 | Cubbington Recreation Ground | North East | CV6 7BH | Secure | Council | Adult | | Yes | Poor | 1 | 0 | 1 | 1 | 1 | Spare capacity discounted due to poor pitch quality. |
| 40 | Daimler Green Community Centre | North East | CV6 3LR | Secure | Community | Adult | | Yes | Standard | 1 | 2.5 | 2 | 0.5 | - | Overplayed. |
| | | | | | | Youth | (11v11) | Yes | Standard | 1 | 2.5 | 2 | 0.5 | - | Overplayed. |
| 41 | Dunlop Sports & Social Club | North East | CV6 4BE | Secure | Sports Club | Adult | | Yes | Standard | 2 | 2 | 4 | 2 | 0 | Played to capacity at peak time. |
| | | | | | | Youth | (11v11) | Yes | Standard | 1 | 1 | 2 | 1 | 0 | Played to capacity at peak time. |
| 44 | Ernesford Grange Community Academy | South East | CV3 2QD | Unsecure | Education | Adult | | Yes | Poor | 2 | 1 | 2 | 1 | 1 | Spare capacity discounted due to poor pitch quality. |
| | | | | | | Youth | (9v9) | Yes | Poor | 2 | 1 | 2 | 1 | 1 | Spare capacity discounted due to poor pitch quality. |
| 47 | Finham Park School | South West | CV3 6EA | Unsecure | Education | Adult | | Yes | Standard | 2 | 2.5 | 4 | 1.5 | 0 | Played to capacity at peak time. |
| 51 | Foxford School | North East | CV6 6BB | Unsecure | Education | Adult | | Yes | Standard | 3 | 1 | 6 | 5 | 3 | Actual spare capacity discounted due to unsecure tenure. |
| 54 | Good Shepherd Catholic Primary School | North East | CV6 7FN | Unsecure | Education | Mini | (7v7) | Yes | Standard | 2 | 2 | 8 | 6 | 1 | Actual spare capacity discounted due to unsecure tenure. |
| 55 | Gosford Park School | South East | CV1 2SF | Unsecure | Education | Mini | (7v7) | No | Standard | 1 | 1 | 4 | 3 | - | Unavailable for community use. |
| | | | | | | Youth | (9v9) | No | Standard | 1 | 1 | 2 | 1 | - | Unavailable for community use. |
| 56 | Grace Academy Coventry | North East | CV2 2RH | Unsecure | Education | Adult | | Yes | Standard | 2 | 1.5 | 4 | 2.5 | 1.5 | Actual spare capacity discounted due to unsecure tenure. |
| | | | | | | Youth | (11v11) | Yes | Standard | 1 | 1 | 2 | 1 | 1 | Actual spare capacity discounted due to unsecure tenure. |
| 58 | Grange Farm Primary School | South West | CV3 6NF | Unsecure | Education | Mini | (5v5) | Yes | Standard | 1 | 2.5 | 4 | 1.5 | 0 | Played to capacity at peak time. |
| 59 | Grangehurst Primary School | North East | CV6 6JN | Unsecure | Education | Mini | (7v7) | Yes | Standard | 1 | 1.5 | 4 | 2.5 | 0.5 | Actual spare capacity discounted due to unsecure tenure. |
| | | | | | | Youth | (9v9) | Yes | Standard | 1 | 1 | 2 | 1 | 1 | Actual spare capacity discounted due to unsecure tenure. |
| 60 | Hawkesmill Sports Club | North West | CV5 9FN | Secure | Sports Club | Adult | | Yes | Good | 2 | 4.5 | 6 | 1.5 | 0 | Played to capacity at peak time. |
| | | | | | | Mini | (7v7) | Yes | Good | 1 | 1 | 6 | 5 | 0 | Played to capacity at peak time. |
| 65 | Holbrooks Park | North East | CV6 4BY | Secure | Council | Adult | | Yes | Standard | 3 | 4 | 6 | 2 | 0 | Played to capacity at peak time. |
| | | | | | | Mini | (7v7) | Yes | Standard | 3 | 1.5 | 12 | 10.5 | 1.5 | Actual spare capacity. |
| | | | | | | Youth | (11v11) | Yes | Standard | 1 | 2 | 2 | | 0 | Played to capacity. |
| 66 | Hollyfast Primary School | North West | CV6 2AH | Unsecure | Education | Youth | (9v9) | Yes | Standard | 1 | 1 | 2 | 1 | 1 | Actual spare capacity discounted due to unsecure tenure. |
| 67 | Holy Family Catholic Primary School | North East | CV6 2GU | Unsecure | Education | Mini | (7v7) | No | Standard | 1 | 1 | 4 | 3 | - | Unavailable for community use. |
| 68 | Howes Primary School | South East | CV3 5EH | Unsecure | Education | Mini | (7v7) | Yes | Standard | 1 | 1 | 4 | 3 | 1 | Actual spare capacity discounted due to unsecure tenure. |
| 69 | Jaguar Leisure Centre | North West | CV5 9PS | Secure | Commercial | Adult | | Yes | Poor | 1 | 2.5 | 1 | 1.5 | - | Overplayed. |
| 70 | Jardine Crescent | North West | CV4 9QS | Secure | Council | Adult | | Yes | Standard | 1 | 1 | 2 | 1 | 0 | Played to capacity at peak time. |
| | | | | | | Mini | (7v7) | Yes | Standard | 1 | 0.5 | 4 | 3.5 | 0.5 | Actual spare capacity. |
| | | | | | | Youth | (11v11) | Yes | Standard | 1 | 1 | 2 | 1 | 0 | Played to capacity at peak time. |
| 73 | John White Community Centre | South East | CV3 2ED | Secure | Community | Adult | | Yes | Poor | 2 | 1.5 | 2 | 0.5 | 0.5 | Actual spare capacity discounted due to poor pitch quality. |
| 80 | Longford Park | North East | CV6 6DW | Secure | Council | Adult | | Yes | Standard | 1 | 0 | 2 | 2 | 1 | Actual spare capacity. |
| 81 | Longford Park Primary School | North East | CV6 7AT | Unsecure | Education | Adult | | Yes | Standard | 1 | 1 | 2 | 1 | 1 | Actual spare capacity discounted due to unsecure tenure. |

**COVENTRY CITY COUNCIL
PLAYING PITCH & OUTDOOR SPORT ASSESSMENT**

| Site ID | Site name | Analysis area | Postcode | Type of tenure | Management | Pitch type | Pitch size | Available for community use? | Quality rating | No. of pitches | Current play (match sessions) | Site capacity (match sessions) | Overused (+), At Capacity (!) or Potential to Accommodate additional play (-) | Spare capacity available in peak period (match sessions) | Comments |
|---------|--|---------------|----------|----------------|-------------|------------|------------|------------------------------|----------------|----------------|-------------------------------|--------------------------------|---|--|--|
| 82 | Lyng Hall School Sports Centre | North East | CV2 3JS | Unsecure | Education | Adult | | Yes | Standard | 2 | 2 | 4 | 2 | 0 | Played to capacity at peak time. |
| | | | | | | Youth | (11v11) | Yes | Standard | 1 | 1 | 2 | 1 | 0 | Played to capacity at peak time. |
| 84 | Massey Ferguson Sports Ground | North West | CV4 9WH | Secure | Council | Adult | | Yes | Standard | 2 | 0 | 4 | 4 | 2 | Actual spare capacity. |
| | | | | | | Youth | (11v11) | Yes | Standard | 3 | 0.5 | 6 | 5.5 | 2.5 | Actual spare capacity. |
| 87 | Moat House Primary School | North East | CV2 1EQ | Unsecure | Education | Mini | (7v7) | No | Standard | 2 | 1 | 8 | 7 | - | Unavailable for community use. |
| 94 | Pearl Hyde Primary School | South East | CV2 2NB | Unsecure | Education | Mini | (7v7) | No | Standard | 1 | 1 | 4 | 3 | - | Unavailable for community use. |
| 97 | Potters Green Primary School | North East | CV2 2GF | Unsecure | Education | Mini | (7v7) | No | Standard | 1 | 1 | 4 | 3 | - | Unavailable for community use. |
| 99 | President Kennedy School | North East | CV6 4GL | Unsecure | Education | Adult | | Yes | Standard | 1 | 2 | 2 | | 0 | Played to capacity. |
| 100 | Ravensdale Primary School | South East | CV2 5GQ | Unsecure | Education | Mini | (7v7) | No | Standard | 1 | 1 | 4 | 3 | - | Unavailable for community use. |
| 101 | Richard Lee Primary School | South East | CV2 5FU | Unsecure | Education | Mini | (7v7) | No | Standard | 1 | 1 | 4 | 3 | - | Unavailable for community use. |
| 103 | Ryona Engineering Supplies Stadium (Coventry Sphinx Football Club) | South East | CV3 1WA | Secure | Sports Club | Adult | | Yes | Good | 2 | 4 | 6 | 2 | 0 | Played to capacity at peak time. |
| | | | | | | Mini | (5v5) | Yes | Good | 1 | 3 | 6 | 3 | 0 | Played to capacity at peak time. |
| | | | | | | Mini | (7v7) | Yes | Good | 1 | 2.5 | 6 | 3.5 | 0.5 | Actual spare capacity. |
| | | | | | | Youth | (11v11) | Yes | Good | 1 | 4 | 4 | | - | Played to capacity. |
| | | | | | | Youth | (9v9) | Yes | Good | 1 | 2 | 4 | 2 | 0 | Played to capacity at peak time. |
| 104 | Sacred Heart Catholic Primary School | South East | CV2 4DW | Unsecure | Education | Mini | (5v5) | No | Standard | 1 | 1 | 4 | 3 | - | Unavailable for community use. |
| 109 | Sowe Common Sports Ground | North East | CV2 2AE | Secure | Council | Adult | | Yes | Standard | 5 | 0.5 | 10 | 9.5 | 4.5 | Actual spare capacity. |
| | | | | | | Mini | (7v7) | Yes | Standard | 2 | 0.5 | 8 | 7.5 | 1.5 | Actual spare capacity. |
| | | | | | | Youth | (11v11) | Yes | Standard | 2 | 0 | 4 | 4 | 2 | Actual spare capacity. |
| 110 | Spencer Park | South West | CV5 6PA | Secure | Council | Adult | | Yes | Standard | 1 | 0 | 2 | 2 | 1 | Actual spare capacity. |
| 114 | St Christopher Primary School | North West | CV5 9JG | Unsecure | Education | Mini | (5v5) | No | Standard | 1 | 1 | 4 | 3 | - | Unavailable for community use. |
| | | | | | | Mini | (7v7) | No | Standard | 1 | 1 | 4 | 3 | - | Unavailable for community use. |
| 116 | St Finbarrs Sports Ground | North East | CV6 4DG | Secure | Sports Club | Adult | | Yes | Standard | 1 | 3.25 | 2 | 1.25 | - | Overplayed. |
| 118 | St John Fisher Catholic Primary School | South East | CV2 3NR | Unsecure | Education | Mini | (7v7) | No | Standard | 1 | 1 | 4 | 3 | - | Unavailable for community use. |
| 119 | St John Vianney Catholic Primary School | North West | CV5 7GX | Unsecure | Education | Mini | (7v7) | Yes | Standard | 1 | 1 | 4 | 3 | 0 | Played to capacity at peak time. |
| | | | | | | Youth | (11v11) | Yes | Standard | 1 | 1 | 2 | 1 | 0 | Played to capacity at peak time. |
| 120 | St John's Church of England Academy | North West | CV5 9HZ | Unsecure | Education | Mini | (7v7) | No | Standard | 1 | 1 | 4 | 3 | - | Unavailable for community use. |
| 121 | St Laurence's Church of England Primary School | North East | CV6 7ED | Unsecure | Education | Mini | (7v7) | No | Standard | 1 | 1 | 4 | 3 | - | Unavailable for community use. |
| 122 | St Mary & St Benedict Catholic Primary School | South East | CV1 5HG | Unsecure | Education | Mini | (5v5) | No | Standard | 1 | 1 | 4 | 3 | - | Unavailable for community use. |
| 123 | St Osburg's Catholic Primary School | North West | CV1 4AP | Unsecure | Education | Mini | (5v5) | No | Standard | 1 | 1 | 4 | 3 | - | Unavailable for community use. |
| 125 | St Thomas More Catholic Primary School | South West | CV3 5DE | Unsecure | Education | Mini | (7v7) | Yes | Standard | 1 | 1 | 4 | 3 | 0 | Played to capacity at peak time. |
| 126 | Standard Triumph Club (Tanners Lane) | South West | CV4 9HX | Unsecure | Commercial | Adult | | Yes | Standard | 1 | 1.5 | 2 | 0.5 | 0 | Played to capacity at peak time. |
| | | | | | | Youth | (11v11) | Yes | Standard | 1 | 1.75 | 2 | 0.25 | 0 | Played to capacity at peak time. |
| 127 | Stanton Bridge Primary School | North East | CV6 5TY | Unsecure | Education | Mini | (5v5) | No | Standard | 1 | 1 | 4 | 3 | - | Unavailable for community use. |
| 129 | Stivichall Primary School | South West | CV3 6PY | Unsecure | Education | Mini | (5v5) | No | Standard | 1 | 1 | 4 | 3 | - | Unavailable for community use. |
| 130 | Stoke Heath Primary School | North East | CV2 4PR | Unsecure | Education | Mini | (7v7) | No | Standard | 1 | 1 | 4 | 3 | - | Unavailable for community use. |
| 137 | The Parkridge Centre (Formerly Peugeot Sports Club) | South East | CV3 1NF | Unsecure | Commercial | Adult | | Yes | Standard | 1 | 0 | 2 | 2 | 1 | Actual spare capacity discounted due to unsecure tenure. |
| 142 | War Memorial Park | South West | CV3 6PT | Secure | Council | Adult | | Yes | Standard | 6 | 2 | 12 | 10 | 4 | Actual spare capacity. |
| | | | | | | Mini | (7v7) | Yes | Standard | 2 | 0.5 | 8 | 7.5 | 1.5 | Actual spare capacity. |
| | | | | | | Youth | (11v11) | Yes | Standard | 2 | 1.5 | 4 | 2.5 | 0.5 | Actual spare capacity. |
| 143 | West Coventry Academy | North West | CV4 9PW | Unsecure | Education | Adult | | Yes | Standard | 1 | 3 | 2 | 1 | - | Overplayed. |

**COVENTRY CITY COUNCIL
PLAYING PITCH & OUTDOOR SPORT ASSESSMENT**

| Site ID | Site name | Analysis area | Postcode | Type of tenure | Management | Pitch type | Pitch size | Available for community use? | Quality rating | No. of pitches | Current play (match sessions) | Site capacity (match sessions) | Overused (+), At Capacity (!) or Potential to Accommodate additional play (-) | Spare capacity available in peak period (match sessions) | Comments |
|---------|---|---------------|----------|----------------|-------------|------------|------------|------------------------------|----------------|----------------|-------------------------------|--------------------------------|---|--|--|
| 144 | Whitley Abbey Primary School | South East | CV3 4DE | Unsecure | Education | Mini | (7v7) | No | Standard | 1 | 1 | 4 | 3 | - | Unavailable for community use. |
| 145 | Whitley Academy | South East | CV3 4BD | Unsecure | Education | Adult | | No | Standard | 1 | 1 | 2 | 1 | - | Unavailable for community use. |
| 146 | Whitley Common | South East | CV3 5LJ | Secure | Council | Adult | | Yes | Standard | 3 | 3 | 6 | 3 | 0 | Played to capacity at peak time. |
| 147 | Whitmore Park Primary School | North West | CV6 2HG | Unsecure | Education | Mini | (7v7) | No | Standard | 1 | 1 | 4 | 3 | - | Unavailable for community use. |
| 150 | Willenhall Community Primary School | South East | CV3 3DB | Unsecure | Education | Mini | (7v7) | No | Standard | 1 | 1 | 4 | 3 | - | Unavailable for community use. |
| 152 | Woodlands Sports Complex | North West | CV5 7FF | Secure | Trust | Adult | | Yes | Standard | 2 | 1.5 | 4 | 0.5 | 0.5 | Actual spare capacity. |
| | | | | | | Mini | (5v5) | Yes | Standard | 2 | 1.5 | 8 | 2.5 | 0.5 | Actual spare capacity. |
| | | | | | | Mini | (7v7) | Yes | Standard | 3 | 2 | 12 | 10 | 1 | Actual spare capacity. |
| | | | | | | Youth | (11v11) | Yes | Standard | 1 | 1.5 | 2 | 0.5 | 0 | Played to capacity at peak time. |
| | | | | | | Youth | (9v9) | Yes | Standard | 3 | 3.5 | 6 | 2.5 | 1 | Actual spare capacity. |
| 153 | Wyken Croft Playing Fields | South East | CV2 3AD | Secure | Council | Adult | | Yes | Standard | 2 | 0 | 4 | 4 | 2 | Actual spare capacity. |
| | | | | | | Youth | (9v9) | Yes | Standard | 2 | 0 | 4 | 4 | 2 | Actual spare capacity. |
| 155 | Xcel Leisure Centre | South West | CV4 8DY | Secure | Trust | Adult | | Yes | Poor | 2 | 2 | 2 | | 0 | Played to capacity. |
| 161 | Westwood United Football Club | South West | CV4 8GP | Secure | Sports Club | Adult | | Yes | Poor | 1 | 1 | 1 | | 0 | Played to capacity. |
| | | | | | | Youth | (11v11) | Yes | Poor | 1 | 2 | 1 | 1 | - | Overplayed. |
| | | | | | | Youth | (9v9) | Yes | Poor | 1 | 2 | 1 | 1 | - | Overplayed. |
| 164 | King Henry VIII Sports Fields | South East | CV3 6AQ | Unsecure | Education | Mini | (7v7) | No | Standard | 2 | 1 | 8 | 7 | - | Unavailable for community use. |
| | | | | | | Youth | (9v9) | No | Standard | 2 | 1 | 4 | 3 | - | Unavailable for community use. |
| 165 | Southfields Community Primary School | South East | CV4 8FT | Unsecure | Education | Mini | (7v7) | No | Standard | 2 | 1 | 8 | 7 | - | Unavailable for community use. |
| 166 | Cannon Park Primary School | South West | CV4 8BU | Unsecure | Education | Mini | (7v7) | No | Standard | 2 | 1 | 8 | 7 | - | Unavailable for community use. |
| 167 | St Septemberine's Catholic Primary | North East | CV3 3AD | Unsecure | Education | Mini | (5v5) | Yes | Standard | 1 | 1 | 4 | 3 | 1 | Actual spare capacity discounted due to unsecure tenure. |
| 168 | Hill Farm Primary School | North East | CV4 9SW | Unsecure | Education | Mini | (7v7) | Yes | Standard | 1 | 1 | 4 | 3 | 1 | Actual spare capacity discounted due to unsecure tenure. |
| 171 | University of Warwick (Cryfield Pavilion) | South West | CV4 7AL | Unsecure | Education | Adult | | Yes | Good | 4 | 1 | 12 | 11 | 4 | Actual spare capacity discounted due to unsecure tenure. |
| 172 | Alvis Sports Club | South West | CV3 6EG | Secure | Sports Club | Adult | | Yes | Good | 1 | 3 | 3 | | 0 | Played to capacity. |
| | | | | | | Mini | (7v7) | Yes | Standard | 1 | 2 | 4 | 2 | 0 | Played to capacity at peak time. |
| | | | | | | Youth | (11v11) | Yes | Standard | 1 | 2 | 2 | | 0 | Played to capacity. |
| | | | | | | Youth | (9v9) | Yes | Standard | 1 | 0.5 | 2 | 1.5 | 0.5 | Actual spare capacity. |
| 173 | Whobberley Hall School | North West | CV6 6AP | Unsecure | Education | Mini | (7v7) | No | Standard | 1 | 1 | 4 | 3 | - | Unavailable for community use. |
| 174 | Little Heath Primary School | North East | CV4 9QT | Unsecure | Education | Mini | (7v7) | Yes | Standard | 2 | 1.5 | 8 | 6.5 | 1.5 | Actual spare capacity discounted due to unsecure tenure. |
| 175 | Alderman's Green Community School | North East | CV4 8EN | Unsecure | Education | Mini | (7v7) | No | Standard | 1 | 1 | 4 | 3 | - | Unavailable for community use. |
| 176 | Templars Primary School | South West | CV4 9DA | Unsecure | Education | Mini | (7v7) | No | Standard | 2 | 1 | 8 | 7 | - | Unavailable for community use. |
| 177 | Sowe Valley Primary School | South East | CV2 2AE | Unsecure | Education | Mini | (7v7) | No | Standard | 1 | 1 | 4 | 3 | - | Unavailable for community use. |
| 178 | St Patricks Catholic Primary School | North East | CV1 4AP | Unsecure | Education | Mini | (7v7) | No | Standard | 1 | 1 | 4 | 3 | - | Unavailable for community use. |
| 179 | Charter Primary School | South West | CV3 3PS | Unsecure | Education | Mini | (7v7) | No | Standard | 1 | 1 | 4 | 3 | - | Unavailable for community use. |
| 180 | Aldermoor Farm Primary School | South East | CV4 8EN | Unsecure | Education | Mini | (7v7) | No | Standard | 1 | 1 | 4 | 3 | - | Unavailable for community use. |
| 181 | Wheelwright Lane Playing Fields | North East | CV7 9HS | Secure | Sports Club | Youth | (11v11) | Yes | Poor | 1 | 2 | 1 | 1 | - | Overplayed. |
| | | | | | | Youth | (9v9) | Yes | Standard | 2 | 3 | 4 | 1 | 0 | Played to capacity at peak time. |

COVENTRY CITY COUNCIL PLAYING PITCH & OUTDOOR SPORT ASSESSMENT

Actual spare capacity

The table below identifies actual spare capacity by site and pitch type across Coventry. It totals 47 match equivalent sessions and is identified across 65 pitches at 14 sites.

Table 2.13: Actual (peak time) spare capacity site by site

| Site ID | Site name | Analysis area | Pitch type | No. of pitches | Capacity rating (match sessions) |
|--------------|--|---------------|---------------|----------------|----------------------------------|
| 1 | Alan Higgs Centre | South East | Mini (5v5) | 2 | 2 |
| 7 | Baginton Fields | South East | Adult | 1 | 1 |
| 20 | Chace Avenue Playing Field | South East | Youth (9v9) | 1 | 0.5 |
| 28 | Coundon Hall Park | North West | Adult | 10 | 9 |
| | | | Mini (7v7) | 2 | 2 |
| | | | Youth (11v11) | 3 | 2.5 |
| 65 | Holbrooks Park | North East | Mini (7v7) | 3 | 1.5 |
| 80 | Longford Park | North East | Adult | 1 | 1 |
| 84 | Massey Ferguson Sports Ground | North West | Adult | 2 | 2 |
| | | | Youth (11v11) | 3 | 2.5 |
| 103 | Ryona Engineering Supplies Stadium (Coventry Sphinx Football Club) | South East | Mini (7v7) | 1 | 0.5 |
| 109 | Sowe Common Sports Ground | North East | Adult | 5 | 4.5 |
| | | | Mini (7v7) | 2 | 1.5 |
| | | | Youth (11v11) | 2 | 2 |
| 110 | Spencer Park | South West | Adult | 2 | 1 |
| 142 | War Memorial Park | South West | Adult | 6 | 4 |
| | | | Mini (7v7) | 2 | 1.5 |
| | | | Youth (11v11) | 2 | 0.5 |
| 152 | Woodlands Sports Complex | North West | Adult | 2 | 0.5 |
| | | | Mini (5v5) | 2 | 0.5 |
| | | | Mini (7v7) | 3 | 1 |
| | | | Youth (9v9) | 3 | 1 |
| 153 | Wyken Croft Playing Fields | South East | Adult | 2 | 2 |
| | | | Youth (9v9) | 2 | 2 |
| 172 | Alvis Sports Club | South West | Youth (9v9) | 1 | 0.5 |
| Total | | | | | 47 |

Actual spare capacity is broken down by analysis area and pitch type in the table below. As seen, most actual spare capacity is located on adult pitches and in the North West Analysis Area. However, each pitch type and each analysis area has some level identified.

Table 2.14: Actual spare capacity summary

| Analysis area | Actual spare capacity (match sessions per week) | | | | |
|-----------------|---|-------------|-----------|----------|------------|
| | Adult | Youth 11v11 | Youth 9v9 | Mini 7v7 | Mini 5v5 |
| North East | 5.5 | 2 | - | 3 | - |
| North West | 11.5 | 5 | 1 | 3 | 0.5 |
| South East | 3 | - | 2.5 | 0.5 | 2 |
| South West | 5 | 0.5 | 0.5 | 1.5 | - |
| Coventry | 25 | 7.5 | 4 | 8 | 2.5 |

COVENTRY CITY COUNCIL PLAYING PITCH & OUTDOOR SPORT ASSESSMENT

Overplay

Overplay occurs when there is more play accommodated on a site than it can sustain (based on its quality rating), which can often be due to the low carrying capacity of pitches. In Coventry, 18 pitches across 13 sites are overplayed by a combined total of 23.75 match equivalent sessions per week.

Table 2.15: Overplay site-by-site

| Site ID | Site name | Analysis area | Pitch type | No. of pitches | Capacity rating (match sessions) |
|--------------|--|---------------|---------------|----------------|----------------------------------|
| 11 | Coventry Blue Coat School | North West | Youth (9v9) | 1 | 3 |
| 12 | Bredon Avenue | South East | Youth (11v11) | 1 | 0.25 |
| 20 | Chace Avenue Playing Field | South East | Youth (11v11) | 1 | 2 |
| 25 | Copsewood Community Sports & Social Club | South East | Adult | 1 | 2 |
| | | | Youth (11v11) | 1 | 3 |
| 27 | Coundon Court School | North West | Adult | 2 | 1 |
| | | | Youth (11v11) | 1 | 0.5 |
| 32 | Coventrians Rugby Club | North East | Adult | 1 | 3.75 |
| 37 | Coventry Technical Rugby Club | South West | Adult | 1 | 0.5 |
| 40 | Daimler Green Community Centre | North East | Adult | 1 | 0.5 |
| | | | Youth (11v11) | 1 | 0.5 |
| 69 | Jaguar Leisure Centre | North West | Adult | 1 | 1.5 |
| 116 | St Finbarrs Sports Ground | North East | Adult | 1 | 1.25 |
| 143 | West Coventry Academy | North West | Adult | 1 | 1 |
| 161 | Westwood United Football Club | South West | Youth (11v11) | 1 | 1 |
| | | | Youth (9v9) | 1 | 1 |
| 181 | Wheelwright Lane Playing Fields | North East | Youth (11v11) | 1 | 1 |
| Total | | | | | 23.75 |

Overplay is broken down by analysis area and pitch type in the following table. The highest level of overplay is identified on adult (11.5 match equivalent sessions) and youth 11v11 pitches (8.25 match equivalent sessions) and in the North West Analysis Area (8.5 match equivalent sessions). No overplay is identified on mini 7v7 or mini 5v5 pitches.

Table 2.16: Overplay summary

| Analysis area | Overplay (match sessions per week) | | | | |
|-----------------|------------------------------------|-------------|-----------|----------|----------|
| | Adult | Youth 11v11 | Youth 9v9 | Mini 7v7 | Mini 5v5 |
| North East | 5.5 | 1.5 | - | - | - |
| North West | 3.5 | 0.5 | 3 | - | - |
| South East | 2 | 5.25 | - | - | - |
| South West | 0.5 | 1 | 1 | - | - |
| Coventry | 11.5 | 8.25 | 4 | 0 | 0 |

COVENTRY CITY COUNCIL PLAYING PITCH & OUTDOOR SPORT ASSESSMENT

2.5: Supply and demand analysis

Having considered supply and demand, the tables below identify current demand (i.e., spare capacity taking away overplay) in each of the analysis areas for each pitch type, based on match equivalent sessions. As stated earlier, future demand is calculated based on what has been identified through club aspirations and population growth, based on whichever method expresses the highest level of demand for each analysis area and each format of play.

Adult pitch capacity

Table 2.17: Supply and demand balance of adult pitches

| Analysis area | Actual spare capacity | Demand (match equivalent sessions) | | | |
|-----------------|-----------------------|------------------------------------|---------------|---------------|----------|
| | | Overplay | Current total | Future demand | Total |
| North East | 5.5 | 5.5 | | 2 | 2 |
| North West | 11.5 | 3.5 | 8 | 1.5 | 6.5 |
| South East | 3 | 2 | 1 | 3.5 | 2.5 |
| South West | 5 | 0.5 | 4.5 | 2.5 | 2 |
| Coventry | 25 | 11.5 | 13.5 | 9.5 | 4 |

The table above shows that there is current spare capacity amounting to 13.5 match equivalent sessions per week on adult pitches in Coventry with all areas having spare capacity or being at capacity.

After considering future demand, the spare capacity reduces to four match equivalent sessions and a shortfall is created in the North East and South East analysis areas, amounting to one match equivalent session per week.

Youth 11v11 pitch capacity

Table 2.18: Supply and demand balance of youth 11v11 pitches

| Analysis area | Actual spare capacity | Demand (match equivalent sessions) | | | |
|-----------------|-----------------------|------------------------------------|---------------|---------------|--------------|
| | | Overplay | Current total | Future demand | Total |
| North East | 2 | 1.5 | 0.5 | 3 | 2.5 |
| North West | 5 | 0.5 | 4.5 | 2.5 | 2 |
| South East | - | 5.25 | 5.25 | 4.5 | 9.75 |
| South West | 0.5 | 1 | 0.5 | 1 | 1.5 |
| Coventry | 7.5 | 8.25 | 0.75 | 11 | 11.75 |

There is a current shortfall of youth 11v11 pitch capacity amounting to 2.25 match equivalent sessions, although there is spare capacity of 4.5 match equivalent sessions in the North West Analysis Area and spare capacity of 0.5 match equivalent sessions in the North East Analysis Area. When considering future demand, the overall shortfall is exacerbated to 11.75 match equivalent sessions and spare capacity only remains in the North West Analysis Area.

The shortfall of youth 11v11 pitches is a particular issue as it is likely to be greater in actuality given the number of youth 11v11 teams playing on adult pitches. As such, there is a clear need for an increase in youth 11v11 provision in order for this play to be transferred on to the correct pitch size and to alleviate the increased shortfalls that this would create. The identified spare capacity on adult pitches can be utilised to enable this.

COVENTRY CITY COUNCIL PLAYING PITCH & OUTDOOR SPORT ASSESSMENT

Youth 9v9 pitch capacity

Table 2.19: Supply and demand balance of youth 9v9 pitches

| Analysis area | Actual spare capacity | Demand (match equivalent sessions) | | | |
|-----------------|-----------------------|------------------------------------|---------------|---------------|----------|
| | | Overplay | Current total | Future demand | Total |
| North East | - | - | | 0.5 | 0.5 |
| North West | 1 | 3 | 2 | 1.5 | 3.5 |
| South East | 2.5 | - | 2.5 | 2.5 | 0 |
| South West | 0.5 | 1 | 0.5 | 0.5 | 1 |
| Coventry | 4 | 4 | 0 | 5 | 5 |

Overall, the current picture shows that youth 9v9 pitches on the whole are currently at capacity, although shortfalls are identified in the North West and South West analysis areas.

When factoring in future demand, a shortfall is established, amounting to five match equivalent sessions and no analysis areas have spare capacity.

Mini 7v7 pitch capacity

Table 2.20: Supply and demand balance of mini 7v7 pitches

| Analysis area | Actual spare capacity | Demand (match equivalent sessions) | | | |
|-----------------|-----------------------|------------------------------------|---------------|---------------|----------|
| | | Overplay | Current total | Future demand | Total |
| North East | 3 | - | 3 | - | 3 |
| North West | 3 | - | 3 | - | 3 |
| South East | 0.5 | - | 0.5 | - | 0.5 |
| South West | 1.5 | - | 1.5 | - | 1.5 |
| Coventry | 8 | 0 | 8 | 0 | 8 |

Across Coventry there is current and future spare capacity amounting to eight match equivalent sessions on mini 7v7 pitches.

Each analysis area contains some level of spare capacity; it is highest in the North East Analysis Area and lowest in the South East Analysis Area.

Mini 5v5 pitch capacity

Table 2.21: Supply and demand balance of mini 5v5 pitches

| Analysis area | Actual spare capacity | Demand (match equivalent sessions) | | | |
|-----------------|-----------------------|------------------------------------|---------------|---------------|----------|
| | | Overplay | Current total | Future demand | Total |
| North East | - | - | | 1 | 1 |
| North West | 0.5 | - | 0.5 | 4 | 3.5 |
| South East | 2 | - | 2 | 1 | 1 |
| South West | - | - | | 1.5 | 1.5 |
| Coventry | 2.5 | 0 | 2.5 | 7.5 | 5 |

There is current spare capacity amounting to 2.5 match equivalent sessions on mini 5v5 pitches, although the North East and South West analysis areas are played to capacity. When factoring in future demand, an overall capacity shortfall is established, equating to five match equivalent sessions. Spare capacity remains in the South East Analysis Area, but a shortfall is created in the North East, North West and South West analysis areas.

COVENTRY CITY COUNCIL PLAYING PITCH & OUTDOOR SPORT ASSESSMENT

Overall supply and demand analysis

Using the supply and demand tables above, the table below summarises the overall Coventry supply and demand balance by pitch type.

Table 2.22: Summary of supply and demand

| Pitch type | Match equivalent sessions per week | | | | |
|-------------|------------------------------------|----------|---------------|---------------|-------|
| | Actual spare capacity | Overplay | Current total | Future demand | Total |
| Adult | 25 | 11.5 | 13.5 | 9.5 | 4 |
| Youth 11v11 | 7.5 | 8.25 | 0.75 | 11 | 11.75 |
| Youth 9v9 | 4 | 4 | 0 | 5 | 5 |
| Mini 7v7 | 8 | 0 | 8 | 0 | 8 |
| Mini 5v5 | 2.5 | 0 | 2.5 | 7.5 | 5 |

It is determined that there is currently a shortfall of youth 11v11 match equivalent sessions in Coventry and spare capacity on adult, mini 7v7 and mini 5v5 pitches (youth 9v9 pitches at capacity).

After factoring in future demand, the shortfall worsens on youth 11v11 pitches and a shortfall is also created on youth 9v9 and mini 5v5 pitches. Spare capacity remains on adult and mini 7v7 pitches.

COVENTRY CITY COUNCIL PLAYING PITCH & OUTDOOR SPORT ASSESSMENT

Football summary

- ◀ The audit identifies a total of 251 football pitches across 98 sites in Coventry, with 199 pitches available at some level for community use across 59 sites. 32 sites provide secure community use.
- ◀ Disused pitches are identified at Cashes Park, Eastern Green Recreation Ground, Floyds Fields and Stoke Heath Recreation Ground, whilst lapsed provision is found at Charter Avenue (opposite Marler Road). Pitches at Cashes Park and Eastern Green Recreation Ground had no demand due to poor quality and drainage issues whilst Stoke Heath Recreation Ground is deemed unfit for competitive use.
- ◀ Plans are in place that would result in the loss of some pitch provision at Woodlands Sports Complex and Woodfield School, with a planning application now approved.
- ◀ An adult pitch is set to be temporarily lost at Coundon Court School due to the construction of a new sports block on site.
- ◀ Tenure of sites in Coventry is generally secure; however, Triumph Athletic FC has been served notice to cover all expenses from March 2021 at Standard Triumph Club (Tanners Lane) or vacate the site by 25th October 2022.
- ◀ Pitch quality ratings that 27 pitches available for community use are rated as good quality, 140 as standard quality and 32 as poor quality.
- ◀ A total of 12 sites are identified as being serviced by poor quality ancillary provision.
- ◀ A total of 407 teams across 85 clubs are identified within Coventry, consisting of 97 senior men's, ten senior women's, 176 youth boys', 17 youth girls' and 107 mini soccer teams.
- ◀ Participation has increased in recent years with 11 more teams identified currently compared to 2018/2019 data, although there has been a decline in adult football.
- ◀ No imported demand is identified, whilst Athletic United JFC exports its U15 team to Nuneaton & Bedworth due to a lack of suitable pitches within Coventry.
- ◀ 28% of clubs report latent demand in that they could field more teams if more or better facilities were available to them.
- ◀ Team generation rates predict an increase amounting to 22 adult, 24 youth 11v11 teams, three youth 9v9 teams, two mini 7v7 teams and three mini 5v5 teams, whilst future demand expressed by clubs equates to five adult, 15 youth 11v11, 10 youth 9v9 and 15 mini 5v5 teams.
- ◀ In total, 65 pitches display some level of actual spare capacity across 14 sites, equating to 47 match equivalent sessions.
- ◀ 18 pitches are overplayed across 13 sites by a total of 23.75 match equivalent sessions.
- ◀ There is current spare capacity on adult, mini 7v7 and mini 5v5 pitches whilst youth 11v11 pitches are overplayed. Youth 9v9 pitches are at capacity.
- ◀ After considering future demand, a shortfall is also created on youth 9v9 and mini 5v5 pitches.

COVENTRY CITY COUNCIL PLAYING PITCH & OUTDOOR SPORT ASSESSMENT

PART 3: THIRD GENERATION TURF (3G) ARTIFICIAL GRASS PITCHES (AGPS)

3.1: Introduction

Competitive football can take place on 3G surfaces that have been FIFA or International Matchball Standard tested and approved by the FA for inclusion on the FA pitch register. As such, in addition to training demand, a growing number of 3G pitches are now used for competitive match play, providing that the performance standard meets FIFA quality requirements.

World Rugby produced the 'Performance Specification for artificial grass pitches for rugby', more commonly known as 'Regulation 22', which provides the necessary technical detail to produce pitch systems that are appropriate for rugby union. The artificial surface standards identified in Regulation 22 allows matches to be played on surfaces that meet the required standard, meaning full contact activity, including tackling, rucking, mauling and lineouts, can take place.

Competitive rugby league play and contact practice is permitted to take place on 3G pitches which are deemed by the Rugby Football League (RFL) to meet its Performance Standard. Pitches fall under two categories; community club pitches which require retesting every two years and elite stadia pitches which require an annual retest. Much of the criteria within the RFL performance standard test also forms part of the World Rugby test, meaning World Rugby certified 3G pitches are considered by the RFL to be able to meet rugby league requirements, subject to passing an additional RFL performance standard test.

Many test contractors offer reduced rates through efficiency savings to carry out multiple performance tests in the same session, therefore providers seeking 3G pitch compliancy for a number of sports would be recommended to consider this opportunity. Other sports that are known to use 3G pitches for training and match play include American football and lacrosse.

EH's Artificial Grass Playing Surface Policy (June 2016) advises that 3G pitches should not be used for hockey matches or training and that they can only be used for lower level hockey (introductory level) as a last resort when no sand-based or water-based AGPs are available.

3.2: Current provision

A full size 3G pitch is considered by the FA to measure at least 100 x 64 metres (106 x 64 metres including run offs); however, for the purposes of this report, all pitches measuring over 100 x 60 metres (exclusive of run offs) are considered to be full size due to the amount of demand that they can accommodate. Nationally, many 3G pitches are slightly undersized due to previously being converted from sand-based provision (dimensions for hockey are generally smaller than for football).

Based on the above specification, there are eight full size 3G pitches in Coventry across seven sites. All of the pitches are sports lit and available for community use, although one of the pitches at Alan Higgs Centre is an indoor 3G pitch.

Table 3.1: Full size 3G pitches in Coventry

| Site ID | Site name | Postcode | Analysis area | Community use? | Sports lighting? | Size (metres) |
|---------|-------------------|----------|---------------|----------------|------------------|-----------------------------------|
| 1 | Alan Higgs Centre | CV3 1HW | South East | Yes | Yes | 100 x 62 105 x 70 ³ |

³ Indoor provision

COVENTRY CITY COUNCIL PLAYING PITCH & OUTDOOR SPORT ASSESSMENT

| Site ID | Site name | Postcode | Analysis area | Community use? | Sports lighting? | Size (metres) |
|---------|---|----------|---------------|----------------|------------------|---------------|
| 36 | Coventry Rugby Club (Butts Park Arena) | CV1 3GE | North West | Yes | Yes | 115 x 75 |
| 86 | Moat House Leisure Centre | CV2 1EA | North East | Yes | Yes | 109 x 70 |
| 99 | President Kennedy School | CV6 4GL | North East | Yes | Yes | 100 x 60 |
| 105 | Sidney Stringer Academy | CV1 5LY | North West | Yes | Yes | 100 x 60 |
| 139 | University of Warwick (Westwood Campus) | CV4 7AL | South West | Yes | Yes | 100 x 60 |
| 171 | University of Warwick (Cryfield Pavilion) | CV4 7EU | South West | Yes | Yes | 100 x 60 |

Of the pitches, two are located in each analysis area, showing a good geographical spread.

Table 3.2: Summary of the number of full size 3G pitches by analysis area

| Analysis area | Full size pitches available for community use |
|---------------|---|
| North East | 2 |
| North West | 2 |
| South East | 2 |
| South West | 2 |
| Total | 8 |

As well as the full size pitches, there are also 34 smaller sized outdoor 3G pitches across 16 sites Coventry, which is a large number. Of these, 31 are available to the community, and 32 are sports lit. The pitches at Our Lady of the Assumption Catholic Primary School and Park Hill Primary School are neither, whereas the pitch at Finham Park School is sports lit but not available for community use.

Table 3.3: Additional supply of 3G provision (outdoor)

| Site ID | Site name | Postcode | Analysis area | Community use? | Sports lighting? | Size (metres) |
|---------|--|----------|---------------|----------------|------------------|---------------|
| 11 | Coventry Blue Coat School | CV1 2BA | South East | Yes | Yes | 95 x 50 |
| 23 | Corpus Christi Catholic Primary School | CV3 2QP | South East | Yes | Yes | 60 x 40 |
| 40 | Daimler Green Community Centre | CV6 3LR | North East | Yes | Yes | 50 x 34 |
| 47 | Finham Park School | CV3 6EA | South West | No | Yes | 33 x 20 |
| 53 | Goals Soccer Centre | CV6 7GP | North East | Yes | Yes | 30 x 20 |
| | | | | | | 30 x 20 |
| | | | | | | 30 x 20 |
| | | | | | | 30 x 20 |
| | | | | | | 30 x 20 |
| | | | | | | 30 x 20 |
| | | | | | | 30 x 20 |
| | | | | | | 40 x 30 |
| 56 | Grace Academy | CV2 2RH | North East | Yes | Yes | 88 x 52 |

COVENTRY CITY COUNCIL PLAYING PITCH & OUTDOOR SPORT ASSESSMENT

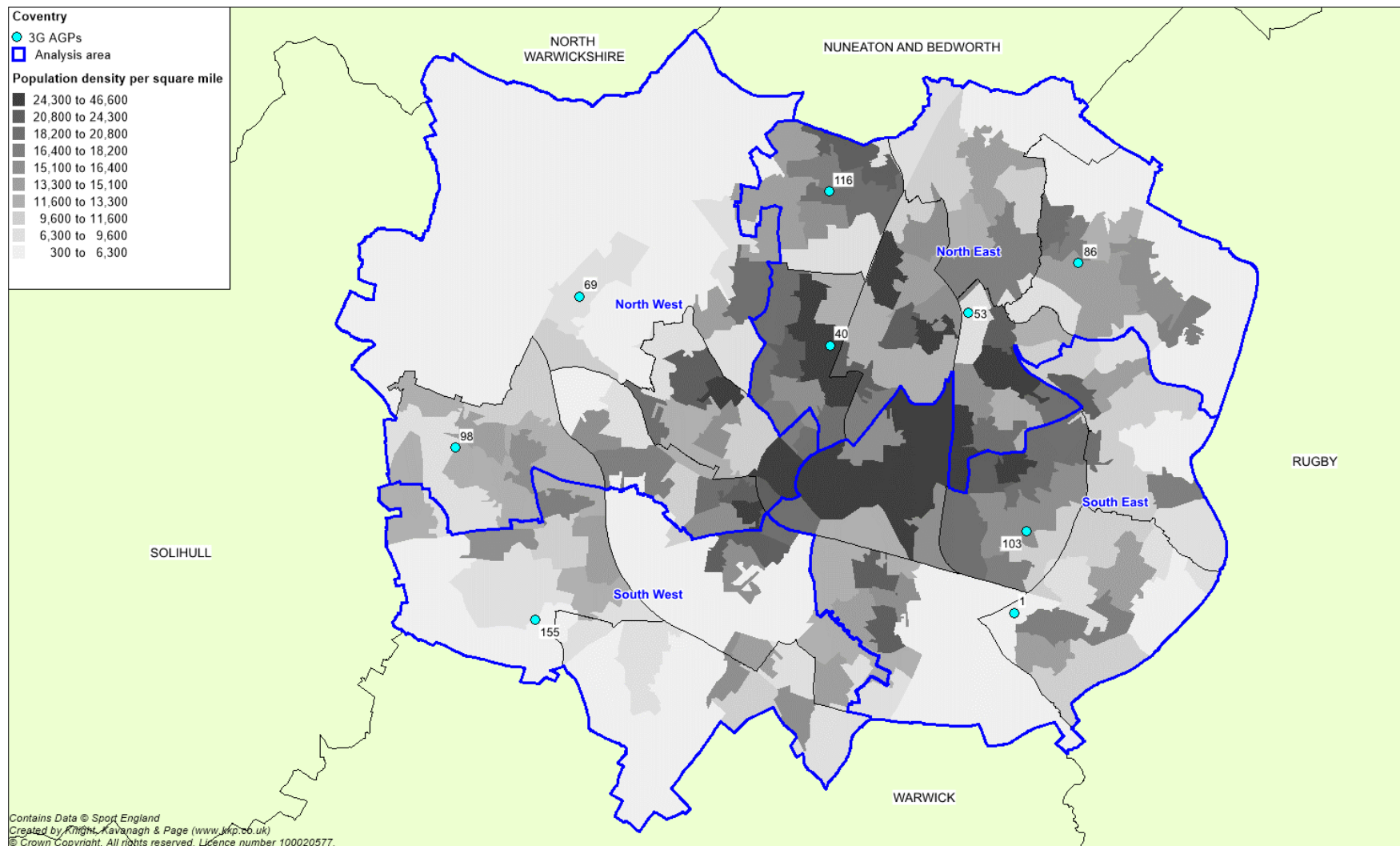
| Site ID | Site name | Postcode | Analysis area | Community use? | Sports lighting? | Size (metres) |
|---------|--|----------|---------------|----------------|------------------|---------------|
| 63 | Hereward College Sports Centre | CV4 9SW | South West | Yes | Yes | 59 x 38 |
| 69 | Jaguar Leisure Centre | CV5 9PS | North West | Yes | Yes | 60 x 35 |
| 77 | King Henry VIII School | CV3 6PT | South West | Yes | Yes | 65 x 35 |
| 91 | Our Lady of the Assumption Catholic Primary School | CV4 9LB | North West | No | No | 30 x 15 |
| 92 | Park Hill Primary School | CV5 7LR | North West | No | No | 20 x 12 |
| 98 | Powerleague | CV5 7FF | North West | Yes | Yes | 30 x 20 |
| | | | | | | 30 x 20 |
| | | | | | | 30 x 20 |
| | | | | | | 30 x 20 |
| | | | | | | 30 x 20 |
| | | | | | | 30 x 20 |
| | | | | | | 35 x 30 |
| | | | | | | 35 x 30 |
| 103 | Ryona Engineering Supplies Stadium (Coventry Sphinx Football Club) | CV3 1WA | South East | Yes | Yes | 40 x 35 |
| 116 | St Finbarrs Sport Ground | CV6 4DG | North East | Yes | Yes | 70 x 42 |
| 155 | Xcel Leisure Centre | CV4 8DY | South West | Yes | Yes | 35 x 18 |
| | | | | | | 35 x 18 |
| 171 | University of Warwick (Cryfield Pavilion) | CV4 7EU | South West | Yes | Yes | 30 x 20 |
| | | | | | | 30 x 20 |
| | | | | | | 30 x 20 |
| | | | | | | 30 x 20 |

Whilst not large enough to accommodate adult match play, smaller sized provision can be used to accommodate youth and mini matches, in addition to training demand, providing that they are on the FA Pitch Register, of an adequate size and with appropriate run-off areas. The FA's recommended pitch size for youth football varies from 91 x 55 metres to 73 x 46 metres depending on age, whilst it is 55 x 37 metres for mini 7v7 play and 37 x 27 metres for mini 5v5 play.

Some of the smaller sized pitches in Coventry are too small to accommodate any format of play, such as those located at Goals Soccer Centre and Powerleague, although these still serve a purpose for recreational play and commercial league. The majority of the remaining pitches are suitable, particularly those at Grace Academy and Coventry Blue Coat School, which are just under being considered as full size pitches.

Figure 3.1 overleaf identifies the location of all 3G pitches in Coventry, regardless of size.

COVENTRY CITY COUNCIL PLAYING PITCH & OUTDOOR SPORT ASSESSMENT



Figure

3.1: Location of 3G AGPs in Coventry

COVENTRY CITY COUNCIL

PLAYING PITCH AND OUTDOOR SPORT ASSESSMENT

Future provision

A planning application has been approved for the development of a full size 3G pitch at Woodlands Sports Complex. However, this is linked to an overall loss of playing field land (as referenced in Part 2 of this study) and it is therefore unknown as to whether the mitigation proposed will be sufficient to satisfy key stakeholders and planning policy. A separate mitigation strategy has been undertaken to inform the proposals.

Christ the King FC reports that it is in discussions with Holy Cross Catholic Multi Academy Company regarding a full size 3G development at one its schools, Cardinal Newman School, as part of a proposal for a wider re-build. It states that a clearly defined area for 3G provision forms part of the plans, although it would sit outside of funding for the re-build.

Similarly, discussions are ongoing regarding establishing a full size 3G pitch at Alvis Sports & Social Club.

Seva School has approved planning permission for a smaller sized 3G pitch.

FA pitch register

In order for competitive matches to be played on 3G pitches, the pitch should be FIFA or IMS tested and approved and added to the FA pitch register, which can be found at: <https://footballfoundation.org.uk/3g-pitch-register>.

Pitches undergo testing to become a FIFA Quality pitch or a FIFA Quality Pro pitch, with provision commonly constructed, installed and tested in situ to achieve either accreditation. The differences between the accreditations are that FIFA quality pitches are designed to accommodate substantial levels of regular usage, whereas FIFA Quality Pro pitches are more for high level performance, with usage levels therefore more limited to protect the standard. Generally, FIFA Quality pitches can be typically used for 60-85 hours per week, whereas FIFA Quality Pro pitches are recommended to accommodate 20-30 hours.

To remain accredited, pitches must be re-assessed every three years to ensure that quality has not deteriorated beyond acceptable levels, although this is required annually for clubs using 3G pitches within the football pyramid (steps 1-6).

In Coventry, the full size 3G pitches at Alan Higgs Centre, Coventry Rugby Club (Butts Park Arena), Moat House Leisure Centre, President Kennedy School, University of Warwick (Cryfield Pavilion) and University of Warwick (Westwood Campus) are all FA approved and can therefore be used to host competitive matches. Re-testing is required every three years to ensure that this remains the case unless the site is used for National League System football when testing is required annually.

The smaller sized pitches at Coventry Blue Coat School, Ryona Engineering Supplies Stadium (Coventry Sphinx Football Club), St Finbarrs Sport Ground and University of Warwick (Cryfield Pavilion) are also FA approved and can therefore be used for matches that they are large enough to accommodate.

The full size pitch at Sidney Stringer Academy is not on the register. Testing is particularly recommended at these sites given the size of the pitches and the volume and variety of demand that could therefore be accommodated.

COVENTRY CITY COUNCIL PLAYING PITCH AND OUTDOOR SPORT ASSESSMENT

World Rugby compliant pitches

To enable 3G pitches to accommodate competitive rugby union matches, World Rugby has developed the Rugby Turf Performance Specification. This is to ensure that the surfaces can replicate the playing qualities of good quality grass pitches, provide a playing environment that will not increase the risk of injury and are of an adequate durability.

The specification includes a rigorous test programme that assesses ball/surface interaction and player/surface interaction and has been modified to align the standard with that of FIFA. Any 3G pitch used for any form of competitive rugby must comply with this specification and must be tested every two years to retain compliance.

In Coventry, the 3G pitches at both Coventry Rugby Club (Butts Park Arena) and Warwick University (Cryfield Pavilion) are World Rugby compliant. None of the other provision is known to have been built to the correct specification.

Management

For the full size provision, the pitches at President Kennedy School, Sidney Stringer Academy and University of Warwick (both campuses) are managed internally by the educational providers. However, at President Kennedy School, this is carried out in partnership with Sky Blues in the Community.

The pitches at Alan Higgs Centre and Moat House Leisure Centre are managed by CV Life, which is a public leisure provider, whilst the pitch at Coventry Rugby Club (Butts Park Arena) is managed by the Club.

The majority of the smaller sized pitches are also managed by educational providers. Exceptions to this are the pitches at Goals Soccer Centre, Jaguar Leisure Centre and Powerleague, which are operated commercially, Daimler Green Community Centre, which is operated by the community, Xcel Leisure Centre, which is operated by CV Life, and Ryona Engineering Supplies Stadium (Coventry Sphinx Football Club) and St Finbarrs Sport Ground, which are operated by clubs.

Availability

The availability of full size 3G pitches in Coventry is generally good, although it does vary from site-to-site. For example, the pitches at Alan Higgs Centre and Moat House Leisure Centre available throughout each day whereas the pitch at Coventry Rugby Club (Butts Park Arena) has limited capacity due to internal usage by the Club itself. This is a similar situation at both University of Warwick sites.

During weekdays, the remaining pitches are reserved for curricular and extra-curricular activity until 17:00 or 18:00 before then being available to external hirers. The availability at each venue providing a full size pitch is summarised in the table overleaf.

Table 3.4: Summary of 3G pitch availability

| Site ID | Site | Availability |
|---------|--|---|
| 1 | Alan Higgs Centre | Available to the community from 06:30 until 22:00 on weekdays and from 08:30 until 22:00 at weekends. |
| 36 | Coventry Rugby Club (Butts Park Arena) | Available to the community every day until 22:00, although significant capacity is taken up by the Club itself. |

COVENTRY CITY COUNCIL PLAYING PITCH AND OUTDOOR SPORT ASSESSMENT

| Site ID | Site | Availability |
|---------|---|--|
| 86 | Moat House Leisure Centre | Available to the community from 06:45 until 22:00 on weekdays and from 07:30 until 18:00 at weekends. |
| 99 | President Kennedy School | Reserved for internal usage until 17:00 on weekdays then available until 22:00 and available from 09:00 until 17:00 at weekends. |
| 105 | Sidney Stringer Academy | Reserved for internal usage until 18:00 on weekdays then available until 22:00 and available from 10:00 until 15:00 at weekends. |
| 139 | University of Warwick (Westwood Campus) | Reserved for internal usage until 18:00 on weekdays then available until 21:00 and available from 09:00 until 21:00 at weekends. |
| 171 | University of Warwick (Cryfield Pavilion) | Reserved for internal usage until 18:00 on weekdays then available until 21:00 and available from 09:00 until 21:00 at weekends. |

The picture is similar for the smaller sized pitches, with some having full availability (e.g., Goals Soccer Centre and Powerleague), others being available outside of school hours (e.g., Coventry Blue Coat School and Grace Academy), and others being completely unavailable (e.g., Our Lady of the Assumption Catholic Primary School and Park Hill Primary School).

Quality

Depending on use, it is considered that the carpet of an AGP usually lasts for approximately ten years and it is the age of the surface, combined with maintenance levels, which most commonly affects quality. It is therefore recommended that sinking funds be put into place by providers to enable long-term sustainability, ongoing repairs and future refurbishment beyond this period.

In Coventry, the full size indoor pitch at Alan Higgs Centre as well as the full size pitches at Coventry Rugby Club (Butts Park Arena), Moat House Leisure Centre, President Kennedy School and University of Warwick (Cryfield Pavilion) are all assessed as good quality. These have all been installed or refurbished in recent years and therefore have no significant issues.

Despite being assessed as good quality, unauthorised use is reported as a problem at Moat House Leisure Centre. The fencing has been damaged and goals have been removed. The full size pitch at Sidney Stringer Academy has reached the end of its recommended lifespan and is assessed as poor quality. There are noticeable signs of wear and tear and several clubs report the condition has deteriorated in recent years.

The pitch at University of Warwick (Westwood Campus) and the outdoor pitch at Alan Higgs Centre are the only pitches assessed as standard quality.

Table 3.5: Age and quality of full size 3G pitches

| Site ID | Site | Year installed/ resurfaced | Quality |
|---------|---|----------------------------|----------|
| 1 | Alan Higgs Centre | 2015 | Standard |
| | | 2019 | Good |
| 36 | Coventry Rugby Club (Butts Park Arena) | 2019 | Good |
| 86 | Moat House Leisure Centre | 2021 | Good |
| 99 | President Kennedy School | 2022 | Good |
| 105 | Sidney Stringer Academy | 2011 | Poor |
| 139 | University of Warwick (Westwood Campus) | 2013 | Standard |
| 171 | University of Warwick (Cryfield Pavilion) | 2017 | Good |

COVENTRY CITY COUNCIL PLAYING PITCH AND OUTDOOR SPORT ASSESSMENT

The smaller size pitches at Coventry Blue Coat School, Goals Soccer Centre, Grace Academy and Hereward College Sports Pavilion have also exceeded their recommended lifespans.

Ancillary facilities

All 3G provision is accompanied by ancillary facilities that are considered adequate with no issues raised during consultation or via site assessments.

3.3: Demand

The full size 3G pitches currently available for community use in Coventry are all reported to be operating at or close to capacity at peak times, especially during winter months when grass pitches cannot be used for training or recreational demand (due to a lack of sports lighting). This applies not only to midweek capacity but also to weekend capacity on account of many being FA approved to host competitive matches.

Currently, it is considered that the majority of community-based activity on 3G pitches is football related, although rugby union use is identified at the University of Warwick (Cryfield Pavilion) as well as at Coventry Rugby Club, where much of the demand is rugby union based. The large majority of capacity is being taken up by clubs for training and match play purposes, although there is also a strong presence of recreational football activity taking place (e.g., via unaffiliated groups).

Across the Country, there are also often small-sided commercial leagues operating on 3G provision. This applies in Coventry, where Soccer Sixes operates at Coventry Rugby Club (Butts Park Arena) and Leisure Leagues operates at Alan Higgs Centre. With Powerleague and Goals also having their own 3G provision, via small-sided pitches, commercial league participation is relatively high in the area.

Sky Blues in the Community is also a key user of 3G pitches in the City, especially at President Kennedy School where it operates the provision in partnership with the School. That being said, full usage of this particular pitch is unknown as it has only recently been provided and its programme is still to be finalised. An application to discharge the community use agreement condition has been submitted.

The table overleaf summarises usage levels of the full size 3G provision in Coventry, where known, based on booking sheets supplied by the operators. This is compared against availability at peak time, using Sport England's Facilities Planning Model (FPM). This applies an overall peak period for AGPs of 34 hours per week (Monday to Thursday 17:00-21:00; Friday 17:00-19:00; Saturday and Sunday 09:00-17:00).

Table 3.6: Current usage of full size 3G pitches across Coventry

| Site ID | Site name | Midweek availability (hours) | Midweek usage (hours) | Weekend availability (hours) | Weekend usage (hours) |
|---------|--|------------------------------|-----------------------|------------------------------|-----------------------|
| 1 | Alan Higgs Centre | 18 | 15 | 16 | 12 |
| | | 18 | 17 | 16 | 14 |
| 36 | Coventry Rugby Club (Butts Park Arena) | 18 | 18 | 16 | 16 |
| 86 | Moat House Leisure Centre | 18 | 16 | 16 | 12 |
| 99 | President Kennedy School | 18 | Unknown | 12 | Unknown |
| 105 | Sidney Stringer Academy | 13 | 10 | 10 | 4 |

COVENTRY CITY COUNCIL PLAYING PITCH AND OUTDOOR SPORT ASSESSMENT

| Site ID | Site name | Midweek availability (hours) | Midweek usage (hours) | Weekend availability (hours) | Weekend usage (hours) |
|---------|---|------------------------------|-----------------------|------------------------------|-----------------------|
| 139 | University of Warwick (Westwood Campus) | 13 | 13 | 16 | 16 |
| 171 | University of Warwick (Cryfield Pavilion) | 13 | 13 | 16 | 16 |

As seen, the pitches at Coventry Rugby Club (Butts Park Arena) and at both University of Warwick campuses are considered to have no spare capacity remaining. This is due to heavy internal usage by the providers and high demand from the community where external availability exists.

Some spare capacity exists across the pitches at Alan Higgs Centre and Moat House Leisure Centre; however, most of this falls at the more undesirable times, such as between 17:00-18:00 and on Friday evenings.

The pitch at Sidney Stringer Academy has the most available capacity, although the majority of this is found at weekends where the pitch cannot currently be used for matches due to the pitch not being on the FA Pitch Register. In addition, the poor quality of the pitch is likely to deter users.

Regarding the small-sided provision, the level of available capacity is also limited. Pitches at Coventry Blue Coat School, Corpus Christi Catholic Primary School, Daimler Green Community Centre, Grace Academy, Ryona Engineering Supplies Stadium (Coventry Sphinx Football Club) and St Finbarrs Sport Ground are well used, especially during midweek for club training. Only the pitches at Hereward College Sports Centre, Jaguar Leisure Centre and King Henry VIII School have any sort of significant spare capacity, with some availability existing on each day.

Football

The FA considers high quality 3G pitches as an essential tool in promoting coach and player development, with the pitches considered to be great assets on account of being able to support intensive use and use during inclement weather. Primarily, such facilities have been installed for social use and training, however, they are increasingly being used for competition, which the FA wholly supports.

Training demand

Getting access to good quality, affordable training facilities is a problem for many clubs throughout the country. In the winter months, midweek training is only possible at sports lit facilities, with 3G provision preferred by the FA and most clubs.

In Coventry, 17% of clubs that responded to consultation report that they require additional access to 3G provision, which represents a high proportion of unmet demand although it is relatively low when compared to other local authorities regionally and nationally. Some of these are training on 3G pitches but do not have capacity for all of their teams, or do not have access at preferred times. Others are not training on 3G pitches at all and are instead using sand-based pitches or indoor sports halls despite these not being their preferred surfaces.

COVENTRY CITY COUNCIL PLAYING PITCH AND OUTDOOR SPORT ASSESSMENT

The FA's long-term ambition is to provide every affiliated team in England the opportunity to train once per week on a sports lit 3G surface, together with priority access for every England Accredited Club through a partnership agreement. As such, it has established a model to calculate the required number of pitches to meet demand, with one full size pitch being required to service every 38 teams within a local authority. This is based on peak time access being Tuesday, Wednesday and Thursday evenings (Mondays and Fridays are discounted as it is considered that teams do not want to train in such close proximity to a weekend match, and it also allows for other forms of access such as for commercial leagues and recreational play).

For the model, in addition to full size pitches being included, some smaller size pitches are also incorporated as many are suitable for accommodating training demand, especially larger ones such as those provided at Coventry Blue Coat School and Grace Academy. To calculate their contribution, a pitch large enough to cater for youth matches (but not adult) is considered to be the equivalent of half a full size pitch (0.5 pitches), whilst a pitch that is large enough for mini matches (but not youth or adult) is the equivalent of quarter of a full size pitch (0.25 pitches). Any pitch smaller than this is discounted, as are any pitches that are unavailable for community use.

Given the limited availability for usage outside of internal use, the two pitches across the two University of Warwick campuses are only considered to provide the equivalent of one full size pitch (theoretically providing 0.5 pitches each). Similarly, the pitch at Coventry Rugby Club (Butts Park Arena) is not considered to provide any capacity given the internal usage received and its emphasis on rugby union activity.

The contribution each pitch makes towards the modelling is summarised in the table below. This then informs the proceeding modelling tables.

Table 3.7: Contribution of 3G pitches in meeting training requirements

| Site name | Analysis area | Size (metres) | Comments | Full size pitch equivalents |
|---|---------------|---------------|---|-----------------------------|
| Alan Higgs Centre | South East | 100 x 62 | Full size pitch full available to the community | 1 |
| | | 105 x 70 | Full size pitch full available to the community | 1 |
| Coventry Rugby Club (Butts Park Arena) | North West | 115 x 75 | Limited community availability and rugby union usage prioritise | - |
| Moat House Leisure Centre | North East | 109 x 70 | Full size pitch full available to the community | 1 |
| President Kennedy School | North East | 100 x 60 | Full size pitch full available to the community | 1 |
| Sidney Stringer Academy | North West | 100 x 60 | Full size pitch full available to the community | 1 |
| University of Warwick (Westwood Campus) | South West | 100 x 60 | Limited community availability | 0.5 |
| University of Warwick (Cryfield Pavilion) | South West | 100 x 60 | Limited community availability | 0.5 |
| Coventry Blue Coat School | South East | 95 x 50 | Large enough to accommodate youth football | 0.5 |
| Corpus Christi Catholic Primary School | South East | 60 x 40 | Large enough to accommodate mini football | 0.25 |
| Daimler Green Community Centre | North East | 50 x 34 | Large enough to accommodate mini football | 0.25 |

COVENTRY CITY COUNCIL PLAYING PITCH AND OUTDOOR SPORT ASSESSMENT

| Site name | Analysis area | Size (metres) | Comments | Full size pitch equivalents |
|--|---------------|---------------|--|-----------------------------|
| Finham Park School | South West | 33 x 20 | Unavailable for community use | - |
| Goals Soccer Centre | North East | 30 x 20 | Too small for purposeful play | - |
| | | 30 x 20 | Too small for purposeful play | - |
| | | 30 x 20 | Too small for purposeful play | - |
| | | 30 x 20 | Too small for purposeful play | - |
| | | 30 x 20 | Too small for purposeful play | - |
| | | 30 x 20 | Too small for purposeful play | - |
| | | 30 x 20 | Too small for purposeful play | - |
| | | 40 x 30 | Too small for purposeful play | - |
| Grace Academy | North East | 88 x 52 | Large enough to accommodate youth football | 0.5 |
| Hereward College Sports Centre | South West | 59 x 38 | Large enough to accommodate mini football | 0.25 |
| Jaguar Leisure Centre | North West | 60 x 35 | Large enough to accommodate mini football | 0.25 |
| King Henry VIII School | South West | 65 x 35 | Large enough to accommodate mini football | 0.25 |
| Our Lady of the Assumption Catholic Primary School | North West | 30 x 15 | Unavailable for community use | - |
| Park Hill Primary School | North West | 20 x 12 | Unavailable for community use | - |
| Powerleague | North West | 30 x 20 | Too small for purposeful play | - |
| | | 30 x 20 | Too small for purposeful play | - |
| | | 30 x 20 | Too small for purposeful play | - |
| | | 30 x 20 | Too small for purposeful play | - |
| | | 30 x 20 | Too small for purposeful play | - |
| | | 35 x 30 | Too small for purposeful play | - |
| | | 35 x 30 | Too small for purposeful play | - |
| Ryona Engineering Supplies Stadium (Coventry Sphinx Football Club) | South East | 40 x 35 | Large enough to accommodate mini football | 0.25 |
| St Finbarrs Sport Ground | North East | 70 x 42 | Large enough to accommodate mini football | 0.25 |
| Xcel Leisure Centre | South West | 35 x 18 | Too small for purposeful play | - |
| | | | Too small for purposeful play | - |
| University of Warwick (Cryfield Pavilion) | South West | 30 x 20 | Too small for purposeful play | - |
| | | 30 x 20 | Too small for purposeful play | - |
| University of Warwick (Cryfield Pavilion) | South West | 30 x 20 | Too small for purposeful play | - |
| | | 30 x 20 | Too small for purposeful play | - |
| Total | | | | 8.75 |

No clubs currently report using any of the pitches for training that have been discounted in the table above, further evidencing their unsuitability for this purpose.

COVENTRY CITY COUNCIL PLAYING PITCH AND OUTDOOR SPORT ASSESSMENT

Using the above, based on 407 teams currently playing on football pitches in Coventry, there is a theoretical need for 10.75 full size 3G pitches (rounded up from 10.71). As there are currently 8.75 3G pitch equivalents provided, this means that there is a potential need for two additional full size 3G pitches to meet all current training demand.

Table 3.8: Current demand for 3G pitches in Coventry (based on 38 teams per pitch)

| Current number of teams | 3G requirement ⁴ | Current number of 3G pitches | Current shortfall |
|-------------------------|-----------------------------|------------------------------|-------------------|
| 407 | 10.75 | 8.75 | 2.00 |

When considering future demand for an additional 52 teams (based on growth identified in Part 2 of this report), there is potential demand for 12.5 full size pitches, which means a theoretical future shortfall of 3.75 pitches.

Table 3.9: Future demand for 3G pitches in Coventry (based on 38 teams per pitch)

| Future number of teams | 3G requirement ⁵ | Current number of 3G pitches | Future shortfall |
|------------------------|-----------------------------|------------------------------|------------------|
| 473 | 12.50 | 8.75 | 3.75 |

Alternatively, the table below considers the number of 3G pitches required if every team was to remain training within the respective analysis area that they play in. This not only identifies where the potential needs exist across Coventry, but it can also be used to guide which areas should be targeted for new provision.

Table 3.10: Current demand for 3G pitches by analysis area (based on 38 teams per pitch)

| Analysis area | Current number of teams | 3G requirement ⁶ | Current number of 3G pitches | Potential shortfall |
|-----------------|-------------------------|-----------------------------|------------------------------|---------------------|
| North East | 103 | 3.00 | 3.00 | - |
| North West | 108 | 2.75 | 1.25 | 1.50 |
| South East | 127 | 3.25 | 3.00 | 0.25 |
| South West | 69 | 1.75 | 1.50 | 0.25 |
| Coventry | 407 | 10.75 | 8.75 | 2.00 |

This shows that there is a shortfall within the North West, South East and South West analysis areas, whereas demand is being met in the North East Analysis Area.

When accounting for future demand, the potential shortfalls are projected to increase in the North West, South East and South West analysis areas, whereas demand remains satisfied in the North East Analysis Area.

⁴ Rounded to the nearest 0.25

⁵ Rounded to the nearest 0.25

⁶ Rounded to the nearest 0.25

COVENTRY CITY COUNCIL PLAYING PITCH AND OUTDOOR SPORT ASSESSMENT

Table 3.11: Future demand for 3G pitches by analysis area (based on 38 teams per pitch)

| Analysis area | Future number of teams | 3G requirement ⁷ | Current number of 3G pitches | Potential shortfall |
|-----------------|------------------------|-----------------------------|------------------------------|---------------------|
| North East | 116 | 3.00 | 3.00 | - |
| North West | 127 | 3.25 | 1.25 | 2.00 |
| South East | 150 | 4.00 | 3.00 | 1.00 |
| South West | 80 | 2.00 | 1.50 | 0.50 |
| Coventry | 473 | 12.25 | 8.75 | 3.50 |

The role of sand/water-based pitches

The above section assumes that all football teams should train on 3G pitches. However, in practice, there is a national need for a proportion of football training demand to be retained on hockey suitable AGPs in order to maintain the financial and commercial sustainability of such provision. In Coventry, this is especially the case on the full size pitches at Bablake Playing Fields and Caludon Castle Sports Centre, where football demand is relatively high. The full size pitches at Coventry University (The Place) and University of Warwick (Westwood Campus) receive higher levels of hockey demand and are less reliant on other forms of activity.

None of the smaller size sand based AGP are large enough to accommodate any purposeful football demand and the majority are unavailable for community use.

For further information, please see Part 7: Hockey.

Match play demand

Improving grass pitch quality is one way to increase the capacity at sites but given the cost of doing such work and the continued maintenance required (and associated costs), alternatives need to be considered that can offer a more sustainable model for the future of football. The substitute to grass pitches is the use of 3G pitches for competitive matches, providing that the pitch is FA approved, sports lit and available for community use during the peak period.

In Coventry, despite a considerable number of both full size and smaller sized 3G pitches being FA approved to host competitive matches, currently only 37 (seven adult, 16 youth and 14 mini) affiliated teams are registered as using the provision for regular match play. Given the large the number of 3G pitches provided, there are significant opportunities for this to be increased if clubs are encouraged to transfer play and if priority is placed on accommodating such demand.

Moreover, as the number of 3G pitches increases in line with meeting training demand shortfalls, so should the number of teams utilising the provision for matches, which in turn should relieve grass pitches of use. As such, whilst the number of 3G pitches needed for matches will never outweigh the number of 3G pitches needed for training (as they would not be sustainable without midweek usage), maximising the pitches that are in place and that are proposed should be fully supported.

The use of 3G provision for matches also emphasises the importance of maintaining good quality pitches. Should pitches become poor quality, they will likely lose accreditation to accommodate fixtures. This will then result in all teams using the provision needing to transfer to grass pitches, adding to their usage, reducing their capacity and further diminishing their quality.

⁷ Rounded to the nearest 0.25

COVENTRY CITY COUNCIL PLAYING PITCH AND OUTDOOR SPORT ASSESSMENT

This will be further explored in the proceeding strategy document via a range of scenarios for transferring play.

Rugby union

As mentioned previously, there are two World Rugby compliant 3G pitches within Coventry, one at Coventry Rugby Club (Butts Park Arena) and one at University of Warwick (Cryfield Pavilion). These are well used by the providers, although not by other rugby union clubs, who instead generally train on grass pitches.

Given the grass pitch shortfalls identified within Part 5 of this report, scope exists for further provision to be created in the future, particularly at sites that can service clubs with overplayed pitches and with no other realistic alternative for alleviation. There could also be opportunities to provide some of the clubs with access to the pitches that are already in place if they are willing to hire out the facilities.

Broadstreet RUFC has aspirations for a pitch to be installed at its site and has approval to do so. However, this is not deemed to be a priority for the RFU due to more pressing concerns relating to supply elsewhere in the City (which will be further explored in Part 5 of this document and the accompanying Strategy document).

Other sports

University of Warwick accesses its 3G pitch at its Westwood Campus for lacrosse training and matches. This includes demand from two men's and two women's teams as well as intra-mural activity.

St Finbarrs GAA uses the smaller sized 3G pitch at St. Finbarrs to accommodate some of its training demand.

No other sports clubs/users are presently identified as accessing the existing stock of 3G pitches in Coventry (outside of some school activity). Furthermore, with limited demand identified in the City, and with limited presence of other relevant sports, no demand for access has been uncovered.

Midlands Hurricanes RLFC previously used Coventry Rugby Club (Butts Park Arena) for all match play and training. However, this has since relocated to a venue in Stratford-upon-Avon District Council.

3.4: Supply and demand analysis

For football, there is limited spare capacity on the present supply of 3G pitches when teams require access for training purposes, leading to several clubs reporting a need for increased provision. With the FA model suggesting that there is a current shortfall of at least two full size 3G pitches and a future shortfall of over three, priority should be placed on the creation of new provision. To that end, precedence should be given to areas with identified shortfalls

In addition, it is important to sustain the current pitch stock to ensure that the existing shortfalls are not exacerbated. In that regard, providers should be encouraged to put sinking funds in place and it is also recommended that all new and existing pitches undergo FA testing every three years to remain or become FA approved. This is particularly key in relation to the poor quality pitch at Sidney Stringer School given that it has reached the end of its lifespan.

COVENTRY CITY COUNCIL PLAYING PITCH AND OUTDOOR SPORT ASSESSMENT

For rugby union, enabling increased access to suitable 3G provision may provide a solution to the identified overplay of grass pitches at sites such as Bablake Playing Field, Coventrians Rugby Club and Broad Street Rugby Club. This could be achieved in collaboration with reducing shortfalls for football, or exclusively if it is adjudged that the provision would receive enough usage and be sustainable without football demand.

3G summary

- ◀ There are eight full size 3G pitches in Coventry, all of which are available to the community and sports lit.
- ◀ In addition, there are 34 smaller sized 3G pitches across 16 sites.
- ◀ A planning application has been submitted for the potential development of a full size 3G pitch at Woodlands Sports Complex, whilst a planning application has also been submitted for a smaller sized 3G pitch at Seva School.
- ◀ Christ the King FC reports that it is in discussions with Holy Cross Catholic Multi Academy Company regarding a full size 3G development at one its schools, Cardinal Newman School.
- ◀ The full size 3G pitches at Alan Higgs Centre, Coventry Rugby Club (Butts Park Arena), Moat House Leisure Centre, President Kennedy School, University of Warwick (Cryfield Pavilion) and University of Warwick (Westwood Campus) are all FA approved and can therefore be used to host competitive matches.
- ◀ The smaller sized pitches at Coventry Blue Coat School, Ryona Engineering Supplies Stadium (Coventry Sphinx Football Club), St Finbarrs Sport Ground and University of Warwick (Westwood Campus) are also FA approved, whereas the full size pitch at Sidney Stringer Academy is not on the register due to its poor condition.
- ◀ The 3G pitches at both Coventry Rugby Club (Butts Park Arena) and Warwick University (Cryfield Pavilion) are World Rugby compliant.
- ◀ The full size pitch at Sidney Stringer Academy has reached the end of its recommended lifespan and is assessed as poor quality.
- ◀ The smaller sized pitches at Coventry Blue Coat School, Goals Soccer Centre, Grace Academy and Hereward College Sports Pavilion have also exceeded their recommended lifespans.
- ◀ For football, 17% of clubs that responded to consultation report that they require additional access to 3G provision, which represents a high proportion of unmet demand although it is relatively low when compared to other local authorities regionally and nationally.
- ◀ With 407 football teams currently affiliated to Coventry there is a potential shortfall of two full size 3G pitches to meet training demand.
- ◀ When accounting for future demand, the potential shortfall increased to at least 3.5 full size pitches and the shortfall is identified in the North West, South East and South West analysis areas (demand is being accommodated in the North East Analysis Area).
- ◀ Notwithstanding the above, there is a need for a proportion of football training demand to be retained on hockey suitable AGPs to maintain the sustainability of the provision, particularly at Bablake Playing Fields and Caludon Castle Sports Centre, where demand is relatively high.
- ◀ Currently, only 37 (seven adult, 16 youth and 14 mini) affiliated football teams are registered as using 3G provision for match play, with opportunities existing for this to be increased given the facilities that are provided.
- ◀ Given the grass pitch shortfalls identified, scope exists for further rugby union provision to be created in the future, particularly at sites that can service clubs with overplayed pitches and with no other realistic alternative for alleviation.
- ◀ The priority regarding 3G should be placed on the creation of new provision in areas where it is required (North West, South East and South West analysis areas).
- ◀ In addition, it is important to sustain the current pitch stock to ensure that the existing shortfalls are not exacerbated.

COVENTRY CITY COUNCIL PLAYING PITCH AND OUTDOOR SPORT ASSESSMENT

PART 4: CRICKET

4.1: Introduction

England and Wales Cricket Board (ECB) is the main governing and representative body for cricket within the United Kingdom., it is responsible for the management and development of professional and recreational cricket for men, women and children. ECB is currently delivering and laying the foundations for its Strategy, “Inspiring Generations”, which has been imposed since 2020.

For senior cricket in Coventry there are three main offerings (Saturday, Sunday and midweek cricket), whilst the youth league structure tends to be club-based matches which are generally played mid-week. In addition, there is also a heavy presence of recreational and unaffiliated cricket taking place.

Country Facilities Strategy

Warwickshire Cricket is currently undertaking a County Facilities Strategy, one of which, is to be produced by each individual county cricket board across the Country, unique to its geographical area as well as being diverse in its representation. These will be seen as a long-term plan and will involve engagement with key stakeholders, including clubs, leagues, active partnerships, county pitch advisors and Sport England.

To inform the strategies, the ECB has set out guidelines to ensure that the following facilities are considered throughout the development of the strategies:

- ◀ Traditional facilities (pitches, outfield, pavilions, practice areas)
- ◀ Non-traditional facilities (multi-use games areas, tapeball/softball spaces, courts/cages)
- ◀ Indoor facilities (multi use halls, cricket specific halls, match play venues)

The strategies will be used to shape investment decisions and priorities, with the decision-making process clearly explained before a list of priority projects is produced. To inform this process, each strategy will utilise PPOSS findings, where in place, as a ‘high quality’ evidence base.

Consultation

In total, 13 affiliated cricket clubs are identified as playing within Coventry. The Warwickshire Cricket Board has recently surveyed all its member clubs as part of developing its County Facilities Strategy and it has provided KKP with the results of these surveys. Therefore, findings from these responses have been used to inform this section of the PPOSS.

4.2: Supply

Grass wickets

In total, there are 13 grass wicket cricket squares in Coventry, provided across nine sites. Of these, ten are available for community use.

The analysis area offering the largest grass wicket square provision is the North West Analysis Area, largely due to Bablake Playing Fields’ providing five grass wicket squares but also including the square at Massey Ferguson Sports Ground. For the remainder of Coventry, three grass wicket squares are provided in both the South East and South West analysis areas and one is provided in the North East Analysis Area.

COVENTRY CITY COUNCIL PLAYING PITCH AND OUTDOOR SPORT ASSESSMENT

Table 4.1: Grass wicket squares in Coventry by analysis area

| Site ID | Site name | Postcode | Analysis area | Community use? | No. of squares |
|---------|---|----------|---------------|----------------|----------------|
| 6 | Bablake Playing Fields | CV6 2BU | North West | Yes | 2 |
| | | | | No | 3 |
| 25 | Copsewood Community Sports & Social Club | CV3 1JP | South East | Yes | 1 |
| 33 | Coventry & North Warwickshire Sports Club | CV3 1HB | South East | Yes | 1 |
| 38 | Coventry University (The Place) | CV4 8GP | South West | Yes | 1 |
| 41 | Dunlop Sports & Social Club | CV6 4BE | North East | Yes | 1 |
| 84 | Massey Ferguson Sports Ground | CV4 9WH | North West | Yes | 1 |
| 126 | Standard Triumph Club (Tanners Lane) | CV4 9HX | South West | Yes | 1 |
| 137 | The Parkridge Centre (Formerly Peugeot Sports Club) | CV3 1NF | South East | Yes | 1 |
| 172 | Alvis Sports Club | CV3 6EG | South West | Yes | 1 |

Non-turf pitches

There are non-turf pitches (NTPs) accompanying three grass wickets squares in Coventry. These are found at Coventry University (The Place), Massey Ferguson Sports Ground and Standard Triumph Club.

In addition, there are 11 standalone NTPs within Coventry provided across the same number of sites. Of this provision, nine of the NTPs are available for community use. Four are found in the North East Analysis Area, three in the South West Analysis Area and two in both of the North West and South East analysis areas. These are summarised in the table below.

Table 4.2: Community use NTP squares in Coventry by analysis area

| Site ID | Site name | Postcode | Analysis area | Community use? | No. of squares |
|---------|--|----------|---------------|----------------|----------------|
| 11 | Blue Coat Church of England School & Music College | CV1 2BA | South East | No | 1 |
| 28 | Coundon Hall Park | CV6 2EH | North West | Yes-unused | 1 |
| 40 | Daimler Green Community Centre | CV6 3LR | North East | Yes-unused | 1 |
| 51 | Foxford School | CV6 6BB | North East | No | 1 |
| 80 | Longford Park | CV6 6DW | North East | Yes-unused | 1 |
| 84 | Massey Ferguson Sports Ground | CV4 9WH | North West | Yes | 1 |
| 131 | Stoke Heath Recreation Ground | CV2 4PR | North East | Yes-unused | 1 |
| 142 | War Memorial Park | CV3 6PT | South West | Yes | 1 |
| 155 | Xcel Leisure Centre | CV4 8DY | South West | Yes | 1 |

COVENTRY CITY COUNCIL PLAYING PITCH AND OUTDOOR SPORT ASSESSMENT

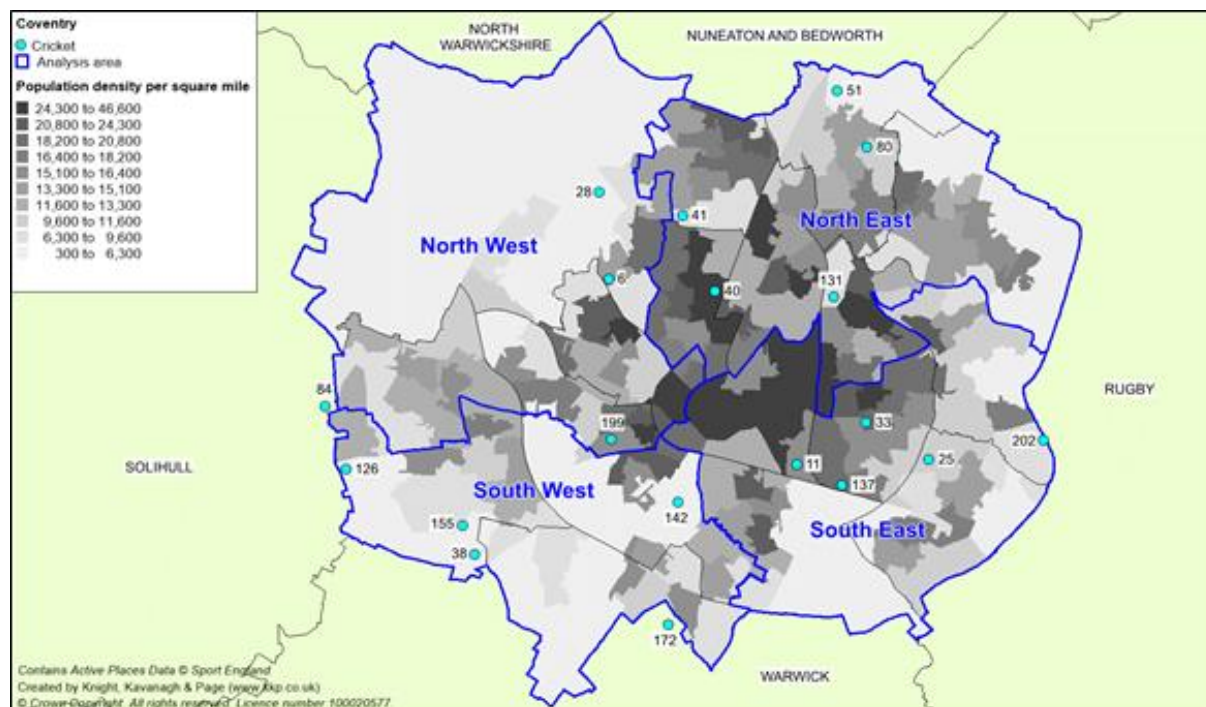
| Site ID | Site name | Postcode | Analysis area | Community use? | No. of squares |
|---------|--------------------------|----------|---------------|----------------|----------------|
| 199 | Hearsall Common | CV5 6HB | South West | Yes | 1 |
| 202 | Brinklow Road Open Space | CV3 2XE | South East | Yes-unused | 1 |

In addition to the above, it should also be noted that there is a five lane, community available, cricket net facility located at Edgwick Park.

NTPs, particularly at club sites, aid with training and practice and can help reduce overplay on grass wickets when used for matches. The ECB highlights that NTPs which follow its TS6 guidance on performance standards are suitable for high level, senior play. Additionally, NTPs can be used for junior matches.

The map below shows the location of all cricket squares currently servicing Coventry. For a key to the map, see Table 4.4.

Figure 4.1: Location of cricket squares within Coventry



COVENTRY CITY COUNCIL PLAYING PITCH AND OUTDOOR SPORT ASSESSMENT

Table 4.3: Key to map of cricket squares

| Site ID | Site name | Postcode | Analysis area | Community use? | No. of squares | No. of wickets | |
|---------|---|----------|---------------|----------------|----------------|----------------|----------|
| | | | | | | Grass | Non-turf |
| 6 | Bablake Playing Fields | CV6 2BU | North West | Yes | 2 | 13 | - |
| | | | | | | 8 | - |
| | | | | No | 3 | 10 | - |
| | | | | | | 5 | - |
| | | | | | | 5 | - |
| 11 | Blue Coat Church of England School & Music College | CV1 2BA | South East | No | 1 | - | 1 |
| 25 | Copsewood Community Sports & Social Club | CV3 1JP | South East | Yes | 1 | 10 | - |
| 28 | Coundon Hall Park | CV6 2EH | North West | Yes-unused | 1 | - | 1 |
| 33 | Coventry & North Warwickshire Sports Club | CV3 1HB | South East | Yes | 1 | 16 | - |
| 38 | Coventry University (The Place) | CV4 8GP | South West | Yes | 1 | 9 | 1 |
| 40 | Daimler Green Community Centre | CV6 3LR | North East | Yes-unused | 1 | - | 1 |
| 41 | Dunlop Sports & Social Club | CV6 4BE | North East | Yes | 1 | 12 | - |
| 51 | Foxford School | CV6 6BB | North East | No | 1 | - | 1 |
| 80 | Longford Park | CV6 6DW | North East | Yes-unused | 1 | - | 1 |
| 84 | Massey Ferguson Sports Ground | CV4 9WH | North West | Yes | 2 | 13 | 1 |
| 126 | Standard Triumph Club (Tanners Lane) | CV4 9HX | South West | Yes | 1 | 11 | 1 |
| 131 | Stoke Heath Recreation Ground | CV2 4PR | North East | Yes-unused | 1 | - | 1 |
| 137 | The Parkridge Centre (Formerly Peugeot Sports Club) | CV3 1NF | South East | Yes | 1 | 11 | - |
| 142 | War Memorial Park | CV3 6PT | South West | Yes | 1 | - | 1 |
| 155 | Xcel Leisure Centre | CV4 8DY | South West | Yes | 1 | - | 1 |
| 172 | Alvis Sports Club | CV3 6EG | South West | Yes | 1 | 10 | - |
| 199 | Hearsall Common | CV5 6HB | South West | Yes | 1 | - | 1 |
| 202 | Brinklow Road Open Space | CV3 2XE | South East | Yes-unused | 1 | - | 1 |

COVENTRY CITY COUNCIL

PLAYING PITCH AND OUTDOOR SPORT ASSESSMENT

Disused provision

Two grass wicket square are identified as disused, located at The Highway Club and Colliery Sports Ground.

The square at The Highway Club has been lost following the closure of the site. The site is now subject to a planning application which proposes off-site contributions to existing cricket provision as mitigation (Ref: FUL/2021/2240). It was last used in 2019.

The land that previously accommodated the square at Colliery Sports Ground remains although it was last known to be maintained as a cricket square in 2012.

Three NTPs are identified as disused; two of which were found at Stoke Heath Recreation Ground and one at St Anne's Catholic Primary School. All three were standalone NTPs.

Management and security of tenure

Of the clubs in Coventry, the large majority are considered to have security of tenure, either through ownership of their home ground or via a long-term lease agreement.

Standard CC has a lease agreement in place for use of Standard Triumph Club (Tanners Lane); however, the Club, together with Triumph Athletic FC, has been served notice to vacate the site at the end of the current season. This is currently being disputed by the clubs and they are continuing to use the site although in recent weeks they have been told they must cover all gas, electric and legal bills at Standard Triumph Club from March 2021 or leave the site entirely by the 25th October 2022. It is not yet known whether the Club has identified alternate playing provision for the 2023 season.

Bablake CC also leases its home ground at Bablake Playing Fields although it notes this is now running down and the Club is having difficulties negotiating a new agreement. With less than ten years left on the existing agreement, the Club can only attract limited funding which is hindering its development plans, such as improving facilities for women and girls and disabled players.

Despite Massey Ferguson CC owning Massey Ferguson Sports Ground, the Club reports that it needs to better secure the ground before making any further investment in its facilities. It is said that the Club is likely to have issues with planning and rights of way and is running out of building space on site.

Pitch quality

The quality of cricket pitches has been assessed via a combination of site visits (using non-technical assessments as determined by the ECB) and user consultation to reach and apply an agreed rating as follows:

- ◀ Good
- ◀ Standard
- ◀ Poor

For the full assessment criteria, please see Appendix 2.

Maintaining high pitch quality is the most important aspect of cricket; if the wicket is poor, it can affect the quality of the game and can, in some instances, become dangerous. As an example, if a square is poor quality, a ball can bounce erratically on a wicket and become a danger to players.

COVENTRY CITY COUNCIL PLAYING PITCH AND OUTDOOR SPORT ASSESSMENT

The audit of community available grass wicket cricket squares in Coventry found four to be good quality and six of standard quality. None were deemed to be poor quality. The site-by-site breakdown of this is shown in the table below.

Table 4.4: Quality ratings for community available grass wicket squares (site by site)

| Site ID | Site name | Postcode | Analysis area | No. of squares | Square quality |
|---------|---|----------|---------------|----------------|----------------|
| 6 | Bablake Playing Fields | CV6 2BU | North West | 2 | Standard |
| 25 | Copsewood Community Sports & Social Club | CV3 1JP | South East | 1 | Standard |
| 33 | Coventry & North Warwickshire Sports Club | CV3 1HB | South East | 1 | Good |
| 38 | Coventry University (The Place) | CV4 8GP | South West | 1 | Good |
| 41 | Dunlop Sports & Social Club | CV6 4BE | North East | 1 | Standard |
| 84 | Massey Ferguson Sports Ground | CV4 9WH | North West | 1 | Good |
| 126 | Standard Triumph Club (Tanners Lane) | CV4 9HX | South West | 1 | Standard |
| 137 | The Parkridge Centre (Formerly Peugeot Sports Club) | CV3 1NF | South East | 1 | Good |
| 172 | Alvis Sports Club | CV3 6EG | South West | 1 | Standard |

The squares at Coventry & North Warwickshire Sports Club, Massey Ferguson Sports Ground and The Parkridge Centre (Formerly Peugeot Sports Club) are all assessed as good quality, whilst the remainder are assessed as standard. At Copsewood Community Sports & Social Club and Dunlop Sports & Social Club, the former is identified as having reduced grass coverage and the latter's outfield was deemed to be overgrown.

The audit of community available standalone NTPs in Coventry found two to be good quality, two are assessed as standard quality and five are poor quality. The site-by-site breakdown of this is shown in the following table.

Table 4.5: Quality ratings for community available NTPs (site by site)

| Site ID | Site name | Postcode | Analysis area | No. of squares | Square quality |
|---------|--------------------------------|----------|---------------|----------------|----------------|
| 28 | Coundon Hall Park | CV6 2EH | North West | 1 | Poor |
| 40 | Daimler Green Community Centre | CV6 3LR | North East | 1 | Poor |
| 80 | Longford Park | CV6 6DW | North East | 1 | Poor |
| 84 | Massey Ferguson Sports Ground | CV4 9WH | North West | 1 | Good |
| 131 | Stoke Heath Recreation Ground | CV2 4PR | North East | 1 | Standard |
| 142 | War Memorial Park | CV3 6PT | South West | 1 | Standard |
| 155 | Xcel Leisure Centre | CV4 8DY | South West | 1 | Good |
| 199 | Hearsall Common | CV5 6HB | South West | 1 | Poor |
| 202 | Brinklow Road Open Space | CV3 2XE | South East | 1 | Poor |

COVENTRY CITY COUNCIL PLAYING PITCH AND OUTDOOR SPORT ASSESSMENT

Massey Ferguson Sports Ground and Xcel Leisure Centre provide the only two good quality NTPs available for community use within Coventry, whilst Stoke Heath Recreation Ground and the War Memorial Park provide standard quality NTPs. The remainder are assessed as poor and are in need of replacement.

To obtain a full technical assessment of wicket and pitches, the ECB recommends a Performance Quality Standard (PQS) assessment. The PQS looks at a cricket square to ascertain whether the pitch meets the required standards, which are benchmarked by the GMA.

Clubs can contact the ECB to arrange for a pitch advisor to complete three different reports (comprehensive, mini or verbal) that vary in cost. A fully comprehensive report includes soil testing and guidance on machinery and corrective procedures, a mini report includes guidance on machinery and corrective procedures and a verbal report is a spoken version of a mini report.

Table 4.6: Performance Quality Standard ratings

| Quality rating | Details |
|-----------------|--|
| Premier (High) | Where the surface is intended for Premier League play, with those within the top quartile capable of holding minor county and 1st class one day matches. May include some of the better schools and university pitches |
| Club (Standard) | A Club pitch suitable for league, school and junior cricket |
| Basic | An acceptable level suitable for recreational cricket and where the surface is designed and maintained within financial limitations such as local authorities |
| Unsuitable | This is where the surface is deemed unfit or unsafe for play |

Ancillary facilities

All clubs in Coventry have access to changing room facilities at their home ground, although quality varies. That being said, most of the provision is regarded as fit for purpose, with only Bablake Playing Fields identified as being serviced by poor quality provision. This is highlighted in the table below.

Table 4.7: Quality ratings for ancillary facilities servicing community available grass wicket squares

| Site ID | Site | Analysis area | Ancillary facility quality |
|---------|---|---------------|----------------------------|
| 6 | Bablake Playing Fields | North West | Poor |
| 25 | Copsewood Community Sports and Social Club | South East | Good |
| 33 | Coventry & North Warwickshire Sports Club | South East | Good |
| 38 | Coventry University (The Place) | South West | Good |
| 41 | Dunlop Sports and Social Club | North East | Standard |
| 84 | Massey Ferguson Sports Ground | North West | Good |
| 126 | Standard Triumph Club (Tanners Lane) | South West | Standard |
| 137 | The Parkridge Centre (Formerly Peugeot Sports Club) | South East | Good |
| 172 | Alvis Sports Club | South West | Standard |

At Bablake Playing Fields, it is noted that the provision is especially poor and limited for female and disabled players. Bablake CC aspires to improve these facilities although is restricted in the funding that it can access as it only has a short-term lease in place at the site currently.

COVENTRY CITY COUNCIL PLAYING PITCH AND OUTDOOR SPORT ASSESSMENT

Standard CC also has plans to improve ancillary provision at Standard Triumph Club (Tanners Lane) which would include improvements to the pavilion and players enclosure. However, the Club is currently focused on its survival rather than pushing for further development.

Massey Ferguson CC states that it is in need of expanded ancillary provision at Massey Ferguson Sports Ground, as well as improved security, although is running out of space to expand into.

Training facilities

Access to cricket nets is important, particularly for pre-season/winter training. Where known, all clubs have access to training nets at their respective home venues. However, Standard CC aspires to improve training nets at Standard Triumph Club (Tanners Lane).

Massey Ferguson CC only has mobile nets available at Massey Ferguson Sports Ground. The Club has plans to improve its existing training provision or install permanent training nets on site.

As mentioned previously, Edgwick Park in the North East Analysis Area offers a five lane artificial grass cricket net facility. The nets were funded by the ECB and Coventry City Council and installed in 2019, providing standalone and dedicated community available practice nets. The facility is well used but is assessed as standard quality, with significant litter and debris in the run-ups and loose netting causing the reduced quality.

4.3: Demand

There are 13 affiliated cricket clubs in Coventry which collectively provide 50 cricket teams, equating to 38 senior men's and 12 junior boys. No women's or dedicated girls teams are identified.

Many of the clubs in Coventry are relatively small, providing a handful of teams within several formats, such as Coventry West Indians Wanderers CC, Dunlop Pak Stars CC, RM CC, Standard CC and Massey Ferguson CC. In addition, there are clubs providing an even smaller offering, providing only one or two senior teams such as Coventry Ramblers CC, Peugeot CC, Coventry Super Kings CC and Coventry Blues CC.

Coventry & North Warwickshire CC and Bablake CC offer the greatest number of teams, with ten and 13 teams respectively.

Table 4.8: Summary of teams by club

| Club | Analysis area | No. of teams | |
|-----------------------------------|---------------|--------------|--------|
| | | Senior male | Junior |
| Alvis Junior CC | South West | 2 | - |
| Bablake CC | North West | 7 | 6 |
| Coventry Badshahs CC | South East | 1 | - |
| Coventry Blues CC | South East | 1 | - |
| Coventry & North Warwickshire CC | South East | 4 | 6 |
| Coventry Ramblers CC | - | 1 | - |
| Coventry Super Kings CC | South East | 1 | - |
| Coventry West Indian Wanderers CC | South East | 3 | - |
| Dunlop Pak Stars CC | North East | 2 | - |
| Massey Ferguson CC | North West | 5 | - |
| Peugeot CC | South East | 2 | - |

COVENTRY CITY COUNCIL PLAYING PITCH AND OUTDOOR SPORT ASSESSMENT

| Club | Analysis area | No. of teams | |
|------------------------|---------------|--------------|--------|
| | | Senior male | Junior |
| RM CC | South West | 4 | - |
| Standard (Coventry) CC | South West | 5 | - |

As seen in the table below, the large majority of teams are based in the South East and North West analysis areas, with each containing 18 teams. The South West Analysis Area has a further 11 teams and the remaining two teams are located in the North East Analysis Area.

It is worth mentioning that Coventry Ramblers CC field one senior men's team but does not have an official home ground, hence their competitive matches are played at away grounds.

Table 4.9: Summary of teams by analysis area

| Analysis area | No. of competitive teams | |
|---------------|--------------------------|-----------|
| | Senior men | Junior |
| North East | 2 | - |
| North West | 12 | 6 |
| South East | 12 | 6 |
| South West | 11 | - |
| Total | 37 | 12 |

Participation trends

Cricket demand in Coventry has declined significantly in recent years. When compared to the 2018 playing season, there were 48 senior men's, one senior women's, 34 junior boys and three junior girls teams identified. This represents a reduction of 36 teams in just four years.

An example of this decline is Standard CC, which previously fielded six senior men's, eight junior boys and three junior girls teams. It now only fields five senior men's teams, meaning that the Club has lost 12 teams in the past four years.

Latent/unmet demand

No latent demand has been identified in Coventry, with no clubs known to have teams that are unable to play due to a lack of facilities.

Imported/exported demand

Coventry Blues CC, despite being Coventry by name, is now predominantly located in Stratford-on-Avon. Despite this, the Club imports its midweek team into Coventry, utilising Copewood Community Sports & Social Club.

ECB initiatives

The ECB is currently running a number of initiatives across the Country which results in additional cricket demand and use of cricket facilities. Whilst these do not generally utilise grass wickets, they can impact upon availability when sessions are being held due to use of cricket outfield, making squares unusable during these periods.

COVENTRY CITY COUNCIL PLAYING PITCH AND OUTDOOR SPORT ASSESSMENT

All Stars cricket

In partnership with the ECB and Chance to Shine, cricket clubs can register to become an ECB All Stars Cricket Centre. Once registered, a club can deliver the programme which aims to introduce cricket to children aged from five to eight. Subsequently, this may lead to increased interest and demand for junior cricket at clubs.

The programme seeks to achieve the following aims:

- ◀ Increase cricket activity for 5-8 year olds in the school and club environment.
- ◀ Develop consistency of message in both settings to aid transition.
- ◀ Improve generic movement skills for children, using cricket as the vehicle.
- ◀ Make it easier for new volunteers to support and deliver in the club environment.
- ◀ Use fun small-sided games to enthuse new children to follow and play the game.

Currently, only two clubs are signed up to deliver All Stars in Coventry; Coventry & North Warwickshire CC and Massey Ferguson CC.

Dynamo's cricket

A key development area for the ECB in delivering on the outcomes of 'Inspiring Generations' will be the Dynamos Cricket programme for 8-11 year olds, which originally aimed to launch in 2020. It plans on building on the significant growth of the All Stars and will develop the pathway to retain juniors who progress.

Where All Stars seeks to engage children in cricket activity and learning the skills, Dynamo's seeks to engage children in learning how to play, introducing a modified softball format as competitive progression with a view to eventual transition through to hardball cricket. The programme will be strongly linked to The Hundred, a new short format competition which also aimed to launch in 2020 (pre-Covid-19).

In Coventry, two clubs are signed up to the initiative; Coventry & North Warwickshire CC and Bablake CC.

Softball cricket

Softball cricket is an ECB initiative aimed at women and girls to increase female participation in cricket as a sport. The aim of softball cricket sections is enjoyment and participation, without pads, a hardball, a heavy bat and limited rules. Sessions are generally played on the outfield of a square and follow a festival format with each session running for a maximum of two and half hours, shorter than traditional formats.

In Coventry, no clubs are currently known to operate softball teams.

Unaffiliated demand

In addition to the affiliated cricket clubs, some unaffiliated teams are also identified as playing in Coventry in less formal league formats.

COVENTRY CITY COUNCIL PLAYING PITCH AND OUTDOOR SPORT ASSESSMENT

Last Man Stands

Last Man Stands (LMS) was founded in 2005. The social outdoor eight-a-side T20 cricket game is played midweek, lasts approximately two hours and is generally played on non-turf wickets. All eight wickets are required to bowl a team out so when the seventh wicket falls, the 'Last Man Stands' on his own. This shorter format of the game has encouraged more people to participate in the sport and is increasing in popularity.

Two LMS leagues currently operate in Coventry, the Sunday Autumn League and the Warwickshire & Coventry Midweek League. The former is based across Xcel Leisure Centre and Massey Ferguson Sports Ground whilst the latter is based at Coventry University (The Place).

Future demand

Future demand can be defined in two ways, through participation increases and using population forecasts. In addition, the Strategy & Action Plan that follows this report will contain housing growth scenarios that will estimate the additional demand for cricket arising from housing development plans within Coventry.

Population forecasts

Team generation rates are used below as the basis for calculating the number of teams likely to be generated in the future (2040) based on population growth. Using this, an increase of nine senior men's and one junior boys' team is predicted.

Table 4.10: Team generation rates based on population growth (2040)

| Age group | Current population within age group | Current no. of teams | Team Generation Rate | Future population within age group | Predicted future number of teams | Additional teams that may be generated from the increased population |
|-----------------------|-------------------------------------|----------------------|----------------------|------------------------------------|----------------------------------|--|
| Senior Mens (18-55) | 113,269 | 38 | 1:2,981 | 140,955 | 47.3 | 9 |
| Senior Womens (18-55) | 104,123 | 0 | 0 | 121,523 | 0.0 | 0 |
| Junior Boys (7-18) | 27,650 | 12 | 1:2,304 | 31,246 | 13.6 | 1 |
| Junior Girls (7-18) | 25,904 | 0 | 0 | 29,173 | 0.0 | 0 |

However, when broken down by analysis area, expected future demand from team generation rates falls to six senior men's teams.

Although no women and girls' teams are predicted to be created via population growth alone, it is currently a national priority to increase women and girl's participation from the ECB, as well as Warwickshire Cricket, and so demand may be generated in the coming years. It is therefore important to acknowledged that there are plans and strategies to increase the number of teams at some formats beyond what current trends and population changes would ordinarily suggest. This also applies to a likely growth in junior cricket, linked to the abovementioned All Stars and Dynamos initiatives.

In addition, the ECB's five-year media rights deal, from 2020-2024, includes a continuation of its relationship with Sky Sports. This now extends beyond broadcasting and acts as a genuine partnership to secure significant investment and a commitment to increase participation and drive engagement. This could therefore see future demand increase to levels in excess of

COVENTRY CITY COUNCIL

PLAYING PITCH AND OUTDOOR SPORT ASSESSMENT

those anticipated through the PPOSS, meaning the impact should be reviewed over coming years.

Participation increases

Due to the recent trend of significantly declining membership over recent years, it is considered that most clubs will simply be looking to retain their existing team numbers instead of actively looking to grow. This is reflected by Standard CC, which, as mentioned previously, is simply looking to survive rather than grow further and develop its existing facilities.

Only Massey Ferguson CC states a desire to add more players and teams although notes it is difficult to retain players and therefore is focusing primarily on retaining its current playing numbers.

Peak time demand

An analysis of match play identifies that peak time demand for senior cricket in Coventry is Saturday. For junior cricket, peak time is midweek albeit some Sunday cricket is also recorded.

4.4: Capacity analysis

Capacity analysis for cricket is measured on a seasonal rather than a weekly basis. This is due to playability (as only one match is generally played per square per day at weekends or weekday evening) and because wickets are rotated throughout the season to reduce wear and tear and to allow for repair.

The capacity of a square to accommodate matches is driven by the number and quality of wickets. This section of the report therefore presents the current pitch stock available for cricket and illustrates the number of competitive match equivalent sessions per season per square that is available and that currently takes place.

For good quality squares, capacity is considered to be five matches per grass wicket per season, whilst for a standard quality square, capacity is four matches per wicket per season. For poor quality squares, no capacity is considered to exist as such provision is not deemed safe for play.

The number of matches played by each team has been derived from consultation with the clubs. Where consultation was not possible, or where the level of play was not made clear, an assumption has been made that all senior teams play between ten and 12 home matches per year and all junior teams play between four and eight matches per year, depending on their age and level of competition.

The above is used to allocate capacity ratings as follows:

| | |
|---------------------------|--|
| Potential capacity | Play is below the level the site could sustain |
| At capacity | Play matches the level the site can sustain |
| Overused | Play exceeds the level the site can sustain |

The capacity analysis assumes that all clubs rotate their wickets evenly. However, this may not be the case at all sites, with central wickets potentially used more commonly than outer wickets that are closer to a boundary, especially for senior matches. The idea of this is to showcase what the capacity is or could be if best practice was followed for the whole square, rather than doing it on a wicket-by-wicket basis.

COVENTRY CITY COUNCIL PLAYING PITCH AND OUTDOOR SPORT ASSESSMENT

In addition to grass wickets, NTPs are considered to have capacity for 60 match equivalent sessions per season. However, please note that NTPs have been discounted from the analysis by means of not distorting the findings. This is because no NTPs are recorded as accommodating more than their recommended capacity, which is 60 match equivalent sessions per season, meaning all NTPs are considered to have spare capacity. Whilst this translates to actual spare capacity for junior play, where the provision is more commonly used and where matches can be played on a variety of days, it is not considered to be actual spare capacity for senior cricket due to league requirements generally not allowing usage.

Any squares not currently available for community use have also been discounted from the analysis as they are not presently providing any capacity.

**COVENTRY CITY COUNCIL
PLAYING PITCH AND OUTDOOR SPORT ASSESSMENT**

Table 4.11: Capacity analysis of community available grass cricket squares

| Site ID | Site name | Analysis area | Users | No. of squares | Square quality | No. of grass wickets | Capacity (sessions per season) | Actual play (sessions per season) | Capacity rating (sessions per season) | Potential spare capacity for senior cricket? (Saturday) | Potential spare capacity for senior cricket? (Sunday) | Potential spare capacity for junior cricket? (Midweek) |
|---------|---|---------------|---|----------------|----------------|----------------------|--------------------------------|-----------------------------------|---------------------------------------|---|---|--|
| 6 | Bablake Playing Fields | North West | Bablake CC | 2 | Standard | 13 | 52 | 26 | 26 | No | Yes | Yes |
| | | | | | | 8 | 32 | 25 | 7 | No | No | Yes |
| 25 | Copsewood Community Sports & Social Club | South East | Coventry West Indian Wanderers CC, Coventry Blues CC, Coventry Super Kings CC, Coventry Badshahs CC | 1 | Standard | 10 | 40 | 39 | 1 | No | No | No |
| 33 | Coventry & North Warwickshire Sports Club | South East | Coventry & North Warwickshire CC | 1 | Good | 16 | 80 | 34 | 46 | No | Yes | Yes |
| 38 | Coventry University (The Place) | South West | Coventry University, Last Man Stands, RM CC | 1 | Good | 9 | 45 | 29 | 16 | No | Yes | Yes |
| 41 | Dunlop Sports & Social Club | North East | Dunlop Pak Stars CC | 1 | Standard | 12 | 48 | 23 | 25 | No | Yes | Yes |
| 84 | Massey Ferguson Sports Ground | North West | Massey Ferguson CC, Last Man Stands | 1 | Good | 13 | 65 | 27 | 38 | No | Yes | Yes |
| 126 | Standard Triumph Club (Tanners Lane) | South West | Standard (Coventry) CC | 1 | Standard | 11 | 44 | 23 | 21 | No | Yes | Yes |
| 137 | The Parkridge Centre (Formerly Peugeot Sports Club) | South East | Peugeot CC | 1 | Good | 11 | 55 | 13 | 42 | No | Yes | Yes |
| 172 | Alvis Sports Club | South West | Alvis Junior CC | 1 | Standard | 10 | 40 | 17 | 23 | No | Yes | Yes |

COVENTRY CITY COUNCIL PLAYING PITCH & OUTDOOR SPORT ASSESSMENT

Actual spare capacity

Using the capacity analysis, this section considers the level of actual spare capacity available for each playing format. It should, however, be noted that the actual spare capacity on Saturdays, Sundays and during midweek should not be viewed collectively as utilising it across different days may result in overplay. For example, a site with 12 match equivalent sessions of spare capacity per season theoretically has capacity for one additional senior team and two additional junior teams; however, it does not have capacity for both. As such, this needs to be taken into consideration on a site-by-site basis as and when demand grows.

Saturday cricket

Although a large amount of spare capacity is identified, it is not as simple as to aggregate this into a general oversupply of cricket squares. Despite ten squares displaying some form of spare capacity, none are available for further senior cricket activity on a Saturday. All squares are used to capacity at this time, either because two teams are already assigned to them as a home venue or because the level of spare capacity is insufficient to accommodate an additional team without overplay being created.

Sunday cricket

Eight squares are identified as having actual spare capacity for an increase in demand on Sundays. Only one square at Bablake Playing Fields and the square at Copsewood Community Sports & Social Club cannot accommodate an increase in Sunday cricket demand.

Table 4.12: Summary of actual spare capacity for Sunday cricket by site

| Site ID | Site name | Actual spare capacity (sessions per season) | Comments |
|---------|---|---|---|
| 6 | Bablake Playing Fields | 12 | Used by two Saturday teams, one Sunday team and three midweek teams; spare capacity for one additional Sunday team. |
| 33 | Coventry & North Warwickshire Sports Club | 12 | Used by two Saturday, one Sunday and five midweek teams; spare capacity for one additional Sunday team. |
| 38 | Coventry University (The Place) | 12 | Used by two Saturday and one Sunday team; spare capacity for one additional Sunday team. |
| 41 | Dunlop Sports & Social Club | 24 | Used by two Saturday teams; spare capacity for two additional Sunday teams. |
| 84 | Massey Ferguson Sports Ground | 12 | Used by two Saturday and one Sunday team; spare capacity for one additional Sunday team. |
| 126 | Standard Triumph Club (Tanners Lane) | 12 | Used by two Saturday, one Sunday and one midweek team; spare capacity for one additional Sunday team. |
| 137 | The Parkridge Centre (Formerly Peugeot Sports Club) | 24 | Used by two Saturday teams; spare capacity for two additional Sunday teams. |

COVENTRY CITY COUNCIL PLAYING PITCH & OUTDOOR SPORT ASSESSMENT

| Site ID | Site name | Actual spare capacity (sessions per season) | Comments |
|---------|-------------------|---|--|
| 172 | Alvis Sports Club | 12 | Used by two Saturday teams; spare capacity for one additional Sunday team. |

Total actual spare capacity on a Sunday equates to 120 match equivalent sessions, with 48 match equivalent sessions in the South East Analysis Area and 24 match equivalent sessions in each of the North East, North West and South West analysis areas.

Table 4.13: Actual spare capacity for senior cricket (Sunday) by analysis area

| Analysis area | Actual spare capacity (sessions per season) |
|---------------|---|
| North East | 24 |
| North West | 24 |
| South East | 48 |
| South West | 24 |
| Total | 120 |

Sunday capacity provides capacity for additional senior men's demand to be accommodated outside of the peak period whilst still being able to play within a competitive format. Moreover, it provides peak time availability for senior women's cricket (both hardball and softball) and for some junior demand.

Junior cricket (midweek)

For junior midweek cricket, nine squares have actual spare capacity and the total amount of actual spare capacity equates to 180 match equivalent sessions. The reason for midweek capacity being higher than the capacity for senior cricket, especially on Saturdays, is because fixtures can be split across numerous days, meaning more than two home teams can be assigned to a square. In addition, junior teams can utilise NTPs where they are provided. It is therefore only clubs with a significant junior membership base that struggle for capacity, such as Coventry & North Warwickshire CC.

Generally, it is considered that squares can accommodate up to six junior teams during midweek (although some do accommodate more). This then also leaves capacity for other activities, such as All Stars and Dynamos initiatives.

Table 4.14: Summary of actual spare capacity for midweek cricket by site

| Site ID | Site name | Actual spare capacity (sessions per season) | Comments |
|---------|---|---|--|
| 6 | Bablake Playing Fields | 24 | Used by two Saturday teams, one Sunday team and three midweek teams; spare capacity for four additional midweek teams. |
| | | 6 | Used by two Saturday teams and three midweek teams; spare capacity for one additional midweek team. |
| 33 | Coventry & North Warwickshire Sports Club | 6 | Used by two Saturday, one Sunday and five midweek teams; spare capacity for one additional midweek team. |

COVENTRY CITY COUNCIL PLAYING PITCH & OUTDOOR SPORT ASSESSMENT

| Site ID | Site name | Actual spare capacity (sessions per season) | Comments |
|---------|---|---|---|
| 38 | Coventry University (The Place) | 12 | Used by two Saturday and one Sunday team; spare capacity for two additional midweek teams. |
| 41 | Dunlop Sports & Social Club | 24 | Used by two Saturday teams; spare capacity for four additional midweek teams. |
| 84 | Massey Ferguson Sports Ground | 36 | Used by two Saturday and one Sunday team; spare capacity for six additional midweek teams. |
| 126 | Standard Triumph Club (Tanners Lane) | 18 | Used by two Saturday, one Sunday and one midweek team; spare capacity for three additional midweek teams. |
| 137 | The Parkridge Centre (Formerly Peugeot Sports Club) | 36 | Used by two Saturday teams; spare capacity for six additional midweek teams. |
| 172 | Alvis Sports Club | 18 | Used by two Saturday teams; spare capacity for three additional midweek teams. |

The actual spare capacity is predominately in the North West Analysis Area, which contributes 66 match equivalent sessions per season.

Table 4.15: Actual spare capacity for midweek cricket by analysis area

| Analysis area | Actual spare capacity (sessions per season) |
|---------------|---|
| North East | 24 |
| North West | 66 |
| South East | 42 |
| South West | 48 |
| Total | 180 |

Overplay

Overplay translates to a site accommodating more demand than it can sustain based on the number of wickets provided and the quality of the square. No cricket squares are currently identified as overplayed in Coventry.

4.5: Supply and demand analysis

Consideration must be given to the extent to which current provision can accommodate current and future demand for both senior and junior cricket. This section therefore looks at actual spare capacity on grass wicket squares considered against overplay and identified future demand. Match equivalent sessions for future demand are calculated using the average number of matches played per season (12 matches for senior teams and between four and eight matches for junior teams, depending on age).

Saturday supply and demand analysis

The table below looks at the supply and demand balance during the peak period for senior men's cricket (Saturday). For actual spare capacity, please note that this is converted from the number of match equivalent sessions identified above to the number of match equivalent

COVENTRY CITY COUNCIL PLAYING PITCH & OUTDOOR SPORT ASSESSMENT

sessions that could feasibly be utilised by a growth in demand. This is calculated by using the average number of matches played per season by senior teams (12) multiplied by the number of additional teams that can be fielded at peak time (two teams per square that is available). The entirety of the spare capacity at each site is not used as this number of matches may not be able to be accommodated at peak time.

Table 4.16: Supply and demand analysis of cricket squares for senior cricket (Saturday)

| Analysis area | Demand (match equivalent sessions) | | | | |
|---------------|------------------------------------|----------|---------------|---------------|-----------|
| | Actual spare capacity | Overplay | Current total | Future demand | Total |
| North East | - | - | 0 | - | 0 |
| North West | - | - | 0 | 24 | 24 |
| South East | - | - | 0 | 24 | 24 |
| South West | - | - | 0 | 24 | 24 |
| Total | 0 | 0 | 0 | 72 | 72 |

As seen in the table above, grass wicket squares in Coventry are currently played to capacity on Saturdays in all analysis areas. After considering future demand derived from team generation rates, overplay is expected to be generated in the North West, South East and South West analysis areas, leading to a future overall shortfall of 72 match equivalent sessions.

Sunday cricket supply and demand analysis

The table below looks at the supply and demand balance for Sunday cricket, which is peak time for senior women's demand but also relevant to some senior men's and junior teams.

Table 4.17: Supply and demand analysis of cricket squares for Sunday cricket

| Analysis area | Demand (match equivalent sessions) | | | | |
|---------------|------------------------------------|----------|---------------|---------------|------------|
| | Actual spare capacity | Overplay | Current total | Future demand | Total |
| North East | 24 | - | 24 | - | 24 |
| North West | 24 | - | 24 | - | 24 |
| South East | 48 | - | 48 | - | 48 |
| South West | 24 | - | 24 | - | 24 |
| Total | 120 | 0 | 120 | 0 | 120 |

In contrast to Saturday cricket, there is overall current and future spare capacity for Sunday cricket in Coventry amounting to 120 match equivalent sessions per season. Spare capacity is identified in each analysis area and no additional Sunday teams are expected to be created by team generation rates.

Junior cricket supply and demand analysis (midweek)

For the junior supply and demand analysis, actual spare capacity equates to the total spare capacity at each available site or, if it is lower, the total number of additional junior teams that could be fielded on each available square (on the assumption that one square can accommodate six midweek teams), multiplied by six (the average number of matches a junior team plays). This is because junior demand at peak time is not limited to one day, although some capacity should be reserved for activity such as All Stars and Dynamos.

COVENTRY CITY COUNCIL PLAYING PITCH & OUTDOOR SPORT ASSESSMENT

Table 4.18: Supply and demand analysis of cricket squares for midweek cricket

| Analysis area | Demand (match equivalent sessions) | | | | |
|---------------|------------------------------------|----------|---------------|---------------|------------|
| | Actual spare capacity | Overplay | Current total | Future demand | Total |
| North East | 24 | - | 24 | - | 24 |
| North West | 66 | - | 66 | - | 66 |
| South East | 42 | - | 42 | - | 42 |
| South West | 48 | - | 48 | - | 48 |
| Total | 180 | 0 | 180 | 0 | 180 |

There is current and future overall spare capacity for midweek cricket amounting to 180 match equivalent sessions per season. The North East Analysis Area hosts the least amount of spare capacity with 24 match equivalent sessions per season.

Cricket – supply and demand summary

- There are ten squares that show potential spare capacity on grass wickets although none have actual spare capacity for senior demand on Saturday's, whilst eight have actual spare capacity on Sunday's and nine midweek.
- No grass wicket squares are identified as being overplayed in Coventry.
- Spare capacity exists currently for Saturday, Sunday and midweek cricket, although future shortfalls are identified for Saturday cricket and specifically in the South East and South West analysis areas.

Cricket – supply summary

- In total, there are 13 grass cricket squares in Coventry located across nine sites, ten of which are available for community use.
- There are no NTPs accompanying grass wicket squares although there are 11 standalone NTPs provided.
- Two grass wicket square were identified as disused, located at The Highway Club and Colliery Sports Ground.
- Standard CC has been served notice to cover all expenses from March 2021 at Standard Triumph Club (Tanners Lane) or vacate the site by 25th October 2022. It is not yet known whether the Club has identified alternate playing provision for the 2023 season.
- The audit of community available grass wicket cricket squares in Coventry found four to be good quality and the remaining six to be standard quality (none are assessed as poor quality).
- The audit of community available NTPs in Coventry found two to be good quality, two are assessed as standard quality and five are poor quality.
- All clubs in Coventry have access to changing room facilities at their home ground and the quality is generally adequate, although Bablake CC is serviced by poor quality provision.

Cricket – demand summary

- There are 13 affiliated cricket clubs in Coventry which collectively provide 45 cricket teams, equating to 38 senior men's, 12 junior boys and no women's and girls' teams.
- There has been a significant reduction in demand in recent years.
- Coventry Blues CC imports a single midweek team into Coventry from Stratford-on-Avon.
- Two clubs in Coventry form part of the All Stars initiative and two clubs are running Dynamo's sessions.
- Unaffiliated demand is noted via Last Man Stands, with two LMS leagues operating within Coventry; one across Xcel Leisure Centre and Massey Ferguson Sports Ground and one at Coventry University (The Place).
- Future demand of eight senior men's and one junior team is predicted via population growth, although this falls to six senior men's teams when broken down by analysis area.

COVENTRY CITY COUNCIL PLAYING PITCH & OUTDOOR SPORT ASSESSMENT

PART 5: RUGBY UNION

5.1: Introduction

The Rugby Football Union (RFU) is split into four areas across the country with a workforce team that covers development, coaching, governance and competitions. As part of this, Club Developers and a team of community rugby coaches deliver core programmes for clubs across Coventry.

The RFU governs a variety of formats and programmes, including 15-aside, 10-aside, 7-aside and Tag rugby as well as the O2 Touch programme. Its aim is to increase and retain participation within the game, with facilities needing to be appropriate, affordable and accessible in order to enable this.

Consultation

A total of 15 rugby union clubs are identified as playing within Coventry. Of these, 12 have responded to consultation requests to date, resulting in a response rate of 80%. This is summarised in the table below; the unresponsive clubs are Broadstreet, Coventry Saracens and Pinley rugby clubs.

Table 5.1: Summary of rugby club consultation

| Club | Responded? |
|------------------------|------------|
| Barkers Butts RUFC | Yes |
| Broadstreet RUFC | No |
| Coventrians RUFC | Yes |
| Coventry Corsairs RUFC | Yes |
| Coventry RUFC | Yes |
| Coventry Saracens RUFC | No |
| Coventry Tech RUFC | Yes |
| Coventry Welsh RUFC | Yes |
| Dunlop RUFC | Yes |
| Earlsdon RUFC | Yes |
| Old Coventrians RUFC | Yes |
| Old Wheatleyans RUFC | Yes |
| Pinley RUFC | No |
| Stoke Old Boys RUFC | Yes |
| Trinity Guild RUFC | Yes |

In addition to the above, both Copsewood RUFC and Standard RUFC were identified as having a presence in Coventry; however, neither currently field any teams and are therefore not included as active clubs.

Wasps RUFC has not been included due to the professional nature of the Club.

Whilst Coventry Welsh Rugby Club and Broadstreet Rugby Club are technically located outside of Coventry, their proximity to the boundary means that both clubs are considered to be Coventry-based and their supply and demand is therefore included within this study. On this basis, the former is attributed to the North East Analysis Area (despite technically falling within Nuneaton & Bedworth), whilst the latter is attributed to the South East Analysis Area (despite technically falling within Rugby).

COVENTRY CITY COUNCIL PLAYING PITCH & OUTDOOR SPORT ASSESSMENT

5.2: Supply

There are 65 grass rugby union pitches identified in Coventry across 33 unique sites. Of the pitches, 50 are available for community use across 25 sites. In the main, the pitches that are unavailable for community use are located at education sites, although the pitch at Coventry Building Society Arena is also considered to be unavailable due to it being reserved for professional fixtures.

Table 5.2: Summary of grass rugby union pitches available for community use

| Analysis area | No. senior pitches | No. of junior pitches | No. mini pitches |
|-----------------|--------------------|-----------------------|------------------|
| North East | 5 | 1 | - |
| North West | 6 | 1 | 2 |
| South East | 15 | 1 | - |
| South West | 14 | 3 | 2 |
| Coventry | 40 | 6 | 4 |

As shown in the table above, the majority of the community available pitches are identified within the South West Analysis Area (19 pitches), followed by the South East Analysis Area (16 pitches). The North East Analysis Area has the fewest number of pitches (six).

Traditionally, mini and junior rugby takes place on over marked senior pitches and this is the case throughout Coventry, even at sites with dedicated junior and mini pitches. For rugby union pitch dimension sizes please refer to the table below.

Table 5.3: Rugby union pitch dimensions

| Age | Pitch type | Maximum pitch dimensions (metres) ⁸ |
|-------|------------|--|
| U7 | Mini | 20 x 12 |
| U8 | Mini | 45 x 22 |
| U9 | Mini | 60 x 30 |
| U10 | Mini | 60 x 35 |
| U11 | Mini | 60 x 43 |
| U12 | Mini | 60 x 43 |
| U13 | Junior | 90 x 60 (60 x 43 for girls) |
| U14 + | Senior | 100 x 70 ⁹ |

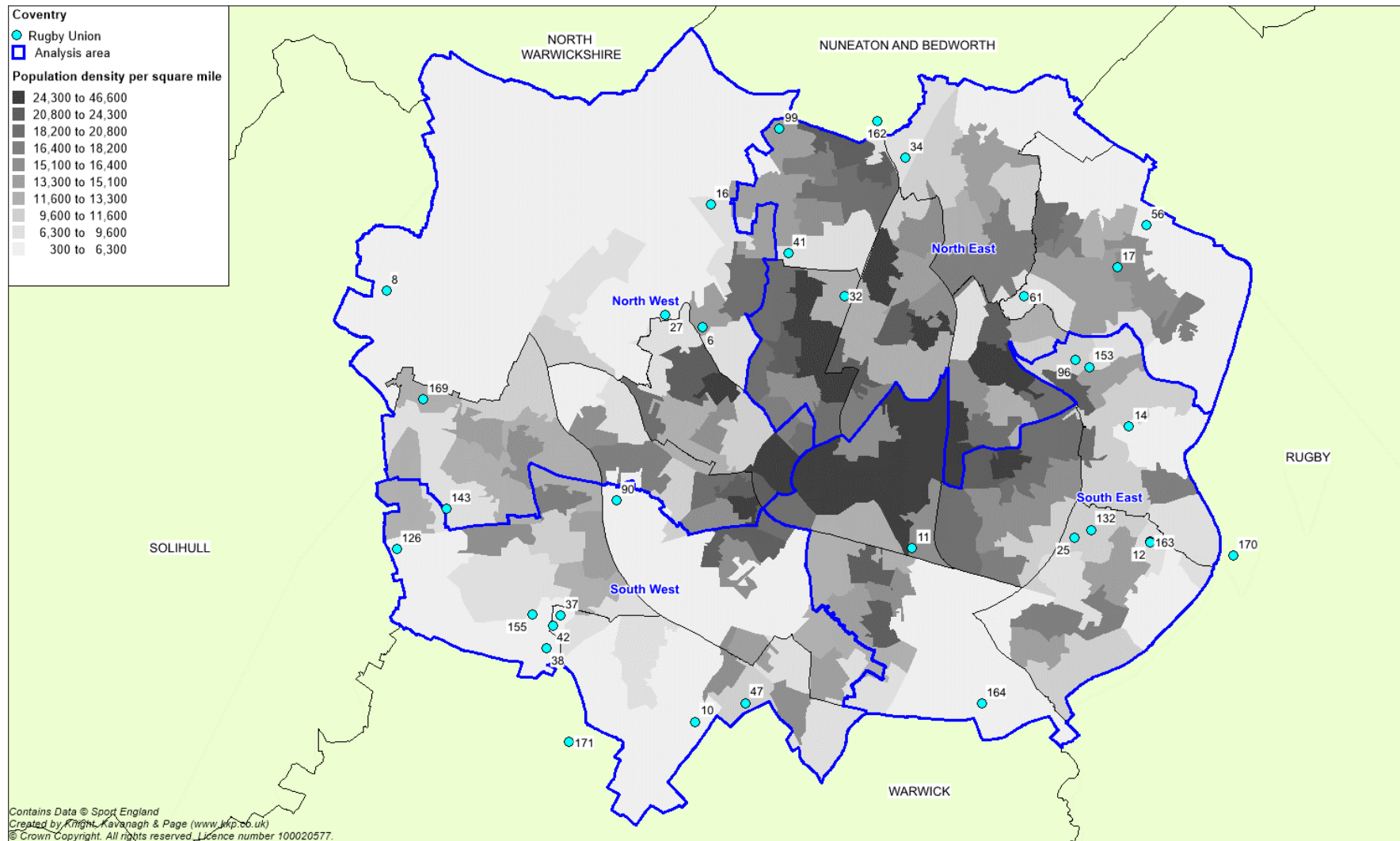
There are also two full size World Rugby compliant 3G pitches in Coventry that are used to accommodate matches. These are based at Coventry Rugby Club (Butts Park Arena) and University of Warwick (Cryfield Pavilion) and are detailed later on in this section of the report as well as in Part 3.

The figure below identifies all grass rugby union pitches currently servicing Coventry. For a key to the map, see Table 5.6.

⁸ Recommended run off area for all pitch types requires five-metres each way and a minimum in-goal length of six metres.

⁹ Minimum dimensions of 94 x 68 metres are accepted.

COVENTRY CITY COUNCIL PLAYING PITCH & OUTDOOR SPORT ASSESSMENT



Figure

5.1: Location of rugby union pitches within Coventry

COVENTRY CITY COUNCIL

PLAYING PITCH & OUTDOOR SPORT ASSESSMENT

Future provision

After losing its home site, Trinity Guild RUFC has temporarily relocated to Finham Park School. However, a new site is to be developed for the Club to permanently relocate to, with this set to provide two senior and one junior pitch as well as training areas, sports lighting and a clubhouse with six changing rooms. It was originally due to be provided in 2021, with current timescales unknown.

Coventry Welsh RUFC has recently purchased a small area of land which it hopes to convert into playing field land for training purposes. Similarly, Barkers Butts RUFC has plans to develop additional pitches at Barkers Butts Rugby Club to better accommodate current and future demand.

Broadstreet RUFC has plans to provide sports lighting on a third pitch.

Ownership/management

Tenure of club sites in Coventry is generally secure. A site is thought to have secure tenure if a club has either freehold or a long-term lease agreement in place, whilst council sites are also considered to be secure as part of a long-term commitment to provide leisure facilities. Barkers Butt, Coventrians, Coventry Welsh, Dunlop, Earlsdon, Old Coventrians and Stoke Old Boys rugby clubs all have freehold of their home venues.

Notwithstanding the above, Coventry Corsairs RUFC is deemed to have unsecure tenure as it rents its facilities from Coventrians RUFC. However, both clubs are said to be keen to maintain this relationship and are now in discussions about extending the agreement longer term.

Coventry Technical RUFC leases its site from the Council, although this is due to expire in 2025 and the site has been allocated for residential development. Any permanent loss of provision would need to be replaced, as a minimum, on a like-for-like basis, in accordance with the NPPF and Sport England's Playing Fields Policy.

Coventry RUFC also leases its site, Coventry Rugby Club (Butts Park Arena), from the Council as part of a 100-year agreement. However, it is looking to extend this to 250 years, until 2272.

Both Old Wheatleyans and Trinity Guild rugby clubs have lease agreements from education providers for their respective home sites. Old Wheatleyans RUFC has 12 years remaining on its lease of Bablake Playing Fields from the Coventry School Foundation, whilst Trinity Guild RUFC is only said to have a couple of years remaining on its agreement with Finham Park School. However, as mentioned previously, the Club is looking to develop a new site and so has no present requirement to enter into a longer term arrangement. It will have a significant lease of its new site.

Pitch quality

The assessment of rugby union pitch quality looks at two key elements; the maintenance programme and the level of drainage on each pitch. For maintenance, each pitch is given a maintenance rating of M0, M1 or M2, based on the regime that is usually undertaken, with the definitions of these shown in the table below.

COVENTRY CITY COUNCIL PLAYING PITCH & OUTDOOR SPORT ASSESSMENT

Table 5.4: Definition of maintenance categories

| Category | Definition |
|----------|---|
| M0 | Minimal or no maintenance is undertaken |
| M1 | Regular maintenance is undertaken that extends beyond a basic regime |
| M2 | A sophisticated, regular and dedicated maintenance regime is undertaken |

For drainage, a rating of D0, D1, D2 or D3 is assigned to each pitch. This is based on whether or not drainage is adequate and considers the presence of an operational system. The figures are based upon a pipe drained system at 5m centres that has been installed in the last eight years and a slit drained system at 1m centres that has been installed in the last five years.

Table 5.5: Definition of drainage categories

| Category | Definition |
|----------|--|
| D0 | Drainage is natural but inadequate |
| D1 | Drainage is natural and adequate |
| D2 | A pipe drainage system is installed (at 5-metre centres and within the last eight years) |
| D3 | A pipe and slit drainage system is installed (at 1-metre centres in the last five years) |

An overall quality based on both drainage and maintenance can then be generated on a scale of good, standard and poor as shown below.

Table 5.6: Quality ratings based on maintenance and drainage scores

| | | Maintenance | | |
|----------|----------------------------|-------------|---------------|-----------|
| | | Poor (M0) | Adequate (M1) | Good (M2) |
| Drainage | Natural Inadequate (D0) | Poor | Poor | Standard |
| | Natural Adequate (D1) | Poor | Standard | Good |
| | Pipe Drained (D2) | Standard | Standard | Good |
| | Pipe and Slit Drained (D3) | Standard | Good | Good |

For the full assessment criteria, please refer to Appendix 2.

Of pitches which are available for community use in Coventry, there are three good quality, 20 standard quality and 25 poor quality pitches. Most unavailable pitches are also assessed as poor quality, although good quality pitches are found at Coventry Building Society Arena and King Henry VIII Sports Fields.

A pitch-by-pitch breakdown can be seen in the table overleaf.

**COVENTRY CITY COUNCIL
PLAYING PITCH & OUTDOOR SPORT ASSESSMENT**

Table 5.7: Site quality ratings

| Site ID | Site name | Postcode | Analysis area | Tenure | Management | Community use? | No. of pitches | Pitch type | Sports lit? | Non-technical assessment score | Quality rating |
|---------|---|----------|---------------|----------|-------------|----------------|----------------|------------|-------------|--------------------------------|----------------|
| 6 | Bablake Playing Fields | CV6 2BU | North West | Secure | Education | Yes | 1 | Senior | No | M0 / D0 | Poor |
| 8 | Barker's Butts Rugby Club | CV5 9AR | North West | Secure | Sports Club | Yes | 2 | Senior | Yes | M1 / D2 | Standard |
| | | | | | | | 2 | Senior | No | M1 / D2 | Standard |
| | | | | | | | 2 | Mini | No | M1 / D1 | Standard |
| 10 | Bishop Ullathorne Catholic School | CV3 6BH | South West | Unsecure | Education | Yes | 1 | Senior | No | M0 / D0 | Poor |
| 11 | Coventry Blue Coat School | CV1 2BA | North West | Unsecure | Education | No | 1 | Senior | No | M0 / D1 | Poor |
| 12 | Bredon Avenue | CV3 2EY | South East | Secure | Sports Club | Yes | 1 | Senior | No | M0 / D1 | Poor |
| 14 | Caludon Castle Sports Centre | CV2 5BD | South East | Unsecure | Commercial | Yes | 2 | Senior | No | M0 / D1 | Poor |
| 16 | Cardinal Newman Catholic School | CV6 2FR | North West | Unsecure | Education | No | 1 | Senior | No | M0 / D1 | Poor |
| | | | | | | | 2 | Junior | No | M0 / D1 | Poor |
| 17 | Cardinal Wiseman Catholic School | CV2 2AJ | North East | Unsecure | Education | Yes | 1 | Junior | No | M0 / D0 | Poor |
| 25 | Copsewood Sports & Social Club | CV3 1JP | South East | Secure | Sports Club | Yes | 1 | Senior | Yes | M0 / D1 | Poor |
| 27 | Coundon Court School | CV6 2AJ | North West | Unsecure | Education | No | 2 | Senior | No | M0 / D1 | Poor |
| 32 | Coventrians Rugby Club | CV6 4AF | North East | Secure | Sports Club | Yes | 1 | Senior | Yes | M0 / D1 | Poor |
| | | | | | | | 1 | Senior | No | M0 / D1 | Poor |
| 34 | Coventry Building Society Arena | CV6 6GE | North East | Secure | Sports Club | No | 1 | Senior | Yes | M2 / D3 | Good |
| 37 | Coventry Technical Rugby Club | CV4 8DY | South West | Secure | Sports Club | Yes | 1 | Senior | No | M0 / D1 | Poor |
| 38 | Coventry University (The Place) | CV4 8GP | South West | Unsecure | Education | Yes | 1 | Senior | No | M2 / D0 | Standard |
| | | | | | | | 1 | Senior | No | M2 / D1 | Good |
| 41 | Dunlop Sports & Social Club ¹⁰ | CV6 4BE | North East | Secure | Sports Club | Yes | 1 | Senior | No | M0 / D1 | Poor |
| 42 | Earlsdon Rugby Club | CV4 8DY | South West | Secure | Sports Club | Yes | 1 | Senior | Yes | M0 / D2 | Standard |
| | | | | | | | 1 | Senior | No | M0 / D1 | Poor |
| | | | | | | | 1 | Senior | No | M0 / D0 | Poor |
| | | | | | | | 2 | Junior | No | M0 / D1 | Poor |
| | | | | | | | 2 | Mini | No | M0 / D1 | Poor |
| 47 | Finham Park School | CV3 6EA | South West | Secure | Education | Yes | 1 | Senior | No | M1 / D1 | Standard |
| | | | | | | | 1 | Junior | Yes | M1 / D1 | Standard |
| 56 | Grace Academy Coventry | CV2 2RH | North East | Unsecure | Education | No | 2 | Junior | No | M0 / D1 | Poor |
| 61 | Henley College Coventry | CV2 1ED | North East | Unsecure | Education | Yes | 1 | Senior | No | M0 / D1 | Poor |
| 90 | Old Coventrians Rugby Club | CV5 7AJ | South West | Secure | Sports Club | Yes | 2 | Senior | Yes | M2 / D2 | Good |
| | | | | | | | 1 | Senior | No | M2 / D2 | Good |
| 96 | Pinley Rugby Club | CV2 3AD | South East | Secure | Sports Club | Yes | 1 | Senior | Yes | M0 / D0 | Poor |
| 99 | President Kennedy School | CV6 4GL | North East | Unsecure | Education | No | 1 | Senior | No | M0 / D1 | Poor |
| | | | | | | | 1 | Junior | No | M0 / D1 | Poor |
| 126 | Standard Triumph Club (Tanners Lane) | CV4 9HX | South West | Unsecure | Sports Club | Yes | 1 | Senior | No | M1 / D0 | Poor |
| 132 | Stoke Old Boys Rugby Football Club | CV3 2DG | South East | Secure | Sports Club | Yes | 1 | Senior | Yes | M0 / D1 | Poor |
| 139 | University of Warwick (Westwood Campus) | CV4 7AL | South West | Unsecure | Education | Yes | 1 | Senior | No | M2 / D1 | Good |
| 143 | West Coventry Academy | CV4 9PW | North West | Unsecure | Education | Yes | 1 | Senior | No | M0 / D1 | Poor |
| | | | | | | | 1 | Senior | No | M0 / D1 | Poor |
| 153 | Wyken Croft Playing Fields | CV5 7FF | South East | Unsecure | Education | Yes | 1 | Senior | No | M0 / D1 | Poor |
| | | | | | | | 1 | Junior | No | M0 / D1 | Poor |
| 155 | Xcel Leisure Centre | CV4 8DY | South West | Secure | Trust | Yes | 1 | Senior | No | M1 / D0 | Poor |
| 162 | Coventry Welsh Rugby Club | CV6 6AY | North East | Secure | Sports Club | Yes | 1 | Senior | No | M2 / D1 | Good |
| 163 | Coventry Saracens Rugby Club | CV3 2FD | South East | Secure | Sports Club | Yes | 1 | Senior | No | M1 / D1 | Standard |
| 164 | King Henry VIII Sports Fields | CV3 4EJ | South East | Unsecure | Education | No | 3 | Senior | No | M2 / D1 | Good |
| 169 | Eastern Green Junior School | CV5 7EG | North West | Unsecure | Education | No | 1 | Junior | No | M0 / D0 | Poor |
| 170 | Broadstreet Rugby Club | CV3 2AY | South East | Secure | Sports Club | Yes | 2 | Senior | Yes | M2 / D3 | Good |
| | | | | | | | 5 | Senior | No | M2 / D3 | Good |

¹⁰ Site has historically provided two pitches; however, only one is currently marked out.

COVENTRY CITY COUNCIL PLAYING PITCH & OUTDOOR SPORT ASSESSMENT

As seen, Coventry Welsh Rugby Club, Coventry University (The Place), University of Warwick (Westwood Campus), Coventry Building Society Arena Broadstreet Rugby Club and Old Coventrians Rugby Club provide at least one good quality pitch. Maintenance on all of these pitches is to a high level, whilst a drainage system is also installed in some instances.

In contrast, pitches at the following sites are assessed as poor quality:

- ◀ Bablake Playing Fields
- ◀ Caludon Castle Sports Centre
- ◀ Copsewood Sports & Social Club
- ◀ Coventrians Rugby Club
- ◀ Coventry Technical Rugby Club
- ◀ Dunlop Sports & Social Club
- ◀ Earlsdon Rugby Club
- ◀ Pinley Rugby Club
- ◀ Standard Triumph Club (Tanners Lane)
- ◀ Stoke Old Boys Rugby Football Club
- ◀ Wyken Croft Playing Fields
- ◀ Xcel Leisure Centre

In addition, Old Wheatleyans RUFC reports that there is an area of playing field land at Bablake Playing Fields which is currently unused due to poor drainage and an uneven surface.

Barkers Butts and Coventry Welsh rugby clubs both report that pitch quality has improved following lockdown restrictions. Barkers Butts RUFC indicates that the lack of playing time on its pitch allowed the surface to recover, whilst Coventry Welsh RUFC focused on improving pitch quality whilst play was stopped.

In contrast, Coventrians and Earlsdon rugby clubs both indicate that pitch quality has deteriorated, primarily due to heavy usage, with Earlsdon RUFC specifically mentioning overuse of its training pitch as it is the only sportslit pitch which it has access to. Moreover, the Club's main pitch is laid on a former swamp and has a brook running around one side of the pitch.

Stoke Old Boys RUFC states that it has installed additional drainage at its site, which is located on the River Sowe Floodplain. Similarly, Old Coventrians RUFC reports that it has undertaken work to resolve drainage issues on the main pitch at its site, although quality is yet to be affected.

Trinity Guild RUFC has issues with the top end of its main pitch at Finham Park School due to the drainage route of a nearby pond.

The RFU reports that it is working with the Ground Maintenance Association in Coventry due to the prevalence of poor quality and overplay.

Ancillary facilities

All clubs in Coventry have access to changing room provision for home games. Regarding quality, most clubs are identified as having either good quality or adequate changing facilities. It is, however, noted that several clubs have a facility need for either improvements or expansion, as detailed below.

Coventry Welsh RUFC has aspirations to improve/expand its existing changing facilities at Coventry Welsh Rugby Club, whereas Coventrians RUFC has plans to improve its clubhouse and is awaiting architect drawings before pursuing funding. Coventry RUFC indicates a need for extra changing facilities, an extended gym, physio rooms and a pool facility at Butts Park Arena.

COVENTRY CITY COUNCIL PLAYING PITCH & OUTDOOR SPORT ASSESSMENT

Both Old Wheatleyans RUFC and Coventrians RUFC are acknowledged as having poor quality changing provision. The key factors contributing to this are firstly the age of their changing blocks, with both identified as being dated and suffering from high levels of general wear and tear. As such, there is a need for investment into both facilities to improve overall quality and the user experience.

All clubs referenced above believe that they could field more teams if their aspirations were met. Additionally, Trinity Guild RUFC believes that it will field more teams once it has its own site, as this include larger changing facilities than it currently has access to at Finham Park School.

Earlsdon RUFC is in discussions with Earlsdon Highway NC regarding the construction of a netball court at Earlsdon Rugby Club to enable the netball club to be based on site. To facilitate this increased demand, its existing changing facilities would need to be adapted, particularly for female usage.

Barkers Butts RUFC indicates that there is a shortage of car parking spaces, whilst Stoke Old Boys RUFC reports that its toilet facilities need to be expanded in order to provide disabled toilets.

5.3: Demand

Demand for rugby pitches in Coventry tends to fall within the categories of organised competitive play and organised training.

Competitive demand

There are 15 rugby clubs considered to be based in Coventry, collectively providing a total of 132 teams. As a breakdown, this consists of 24 senior men's, four senior women's, 48 junior boys', three junior girls' and 53 mini teams.

The clubs are mixed in terms of what they provide. There are several large clubs offering numerous senior and junior teams, such as Barkers Butts, Earlsdon and Old Coventrians rugby clubs. Conversely, there are also a number of clubs which provide just one or two senior teams, such as Coventry Saracens RUFC and Coventry Corsairs RUFC.

Table 5.8: Summary of demand

| Club | Analysis area | No. of rugby union teams | | | | |
|------------------------|---------------|--------------------------|---------|-------|--------|------|
| | | Men's | Women's | Boys' | Girls' | Mini |
| Barkers Butts RUFC | North West | 3 | 1 | 7 | 2 | 6 |
| Broadstreet RUFC | South East | 2 | - | 6 | - | 6 |
| Coventrians RUFC | North East | 2 | - | 6 | - | 6 |
| Coventry Corsairs RUFC | North East | 1 | 1 | - | - | - |
| Coventry RUFC | North West | 3 | - | 1 | - | - |
| Coventry Saracens RUFC | South East | 1 | - | - | - | - |
| Coventry Tech RUFC | South West | - | - | - | - | - |
| Coventry Welsh RUFC | North East | 2 | 1 | - | - | - |
| Dunlop RUFC | North East | 1 | - | 4 | - | 5 |
| Earlsdon RUFC | South West | 2 | - | 7 | - | 6 |
| Old Coventrians RUFC | South West | 2 | - | 7 | - | 6 |
| Old Wheatleyans RUFC | North West | 1 | - | 2 | - | 6 |
| Pinley RUFC | South East | 2 | - | 7 | - | 6 |

COVENTRY CITY COUNCIL PLAYING PITCH & OUTDOOR SPORT ASSESSMENT

| Club | Analysis area | No. of rugby union teams | | | | |
|---------------------|---------------|--------------------------|----------|-----------|----------|-----------|
| | | Men's | Women's | Boys' | Girls' | Mini |
| Stoke Old Boys RUFC | South East | 1 | - | - | - | - |
| Trinity Guild RUFC | South West | 1 | 1 | 1 | 1 | 6 |
| Total | | 24 | 4 | 48 | 3 | 53 |

In addition to the above, Earlsdon RUFC fields a senior veterans' and a touch rugby team. Both teams play friendly matches on an ad-hoc basis.

Furthermore, Coventry University fields three teams (two men's and one women's) and University of Warwick fields four teams (three men's and one women's) that also need to be taken into consideration. For Coventry University, most of the demand takes place at Coventry University (The Place), although the men's teams train at Butts Park Arena, whilst all University of Warwick fixtures take place across its two campuses.

Coventry Tech RUFC is identified in the table above despite having no current teams. However, it should be noted that whilst it has not played fixtures since 2020 due to a lack of playing numbers, it is still functional as a club and expects to resume matches in the near future.

Of the club-based demand, the South West Analysis Area caters for the largest number of teams (40), whereas the North East Analysis Area caters for the fewest (29 teams).

Table 5.9: Summary of demand by analysis area

| Analysis area | No. of teams playing | | | | |
|-----------------|----------------------|----------|-----------|----------|-----------|
| | Men's | Women's | Boys' | Girls' | Mini |
| North East | 6 | 2 | 10 | - | 11 |
| North West | 7 | 1 | 10 | 2 | 12 |
| South East | 6 | - | 13 | - | 12 |
| South West | 5 | 1 | 15 | 1 | 18 |
| Coventry | 24 | 4 | 48 | 3 | 53 |

Training demand

Throughout the Country, many rugby teams train at their home ground on match pitches. As a result, usage is concentrated which reduces the capacity for match play on these pitches and means they are more likely to be overplayed. A key factor in determining the extent of training on match pitches is the presence of sports lighting.

Currently, the following clubs all utilise match pitches to accommodate some level of training demand:

- ◀ Barkers Butts RUFC
- ◀ Broadstreet RUFC
- ◀ Coventrians RUFC
- ◀ Coventry Corsairs RUFC
- ◀ Coventry Saracens RUFC
- ◀ Coventry Welsh RUFC
- ◀ Dunlop RUFC
- ◀ Earlsdon RUFC
- ◀ Old Coventrians RUFC
- ◀ Old Wheatleyans RUFC
- ◀ Pinley RUFC
- ◀ Stoke Old Boys RUFC
- ◀ Trinity Guild RUFC

COVENTRY CITY COUNCIL PLAYING PITCH & OUTDOOR SPORT ASSESSMENT

The majority of teams listed above have access to sports lit pitches at their respective home venues. As Old Wheatleyans, Coventry Welsh and Coventry Saracens are without permanent sports lights, portable sports lights are used to enable training to take place. Coventry Tech RUFC also used portable sports lights for training although as previously stated, the Club is not currently training or playing fixtures.

Teams from Coventry RUFC, as well as University of Warwick based demand, do not use grass pitches for training and instead use a World Rugby compliant 3G pitch. To enable 3G pitches to host competitive rugby union matches, World Rugby has developed the Rugby Turf Performance Specification. This is to ensure that the surfaces replicate the playing qualities of good quality grass pitches, provide a playing environment that will not increase the risk of injury and are of an adequate durability.

The specification includes a rigorous test programme that assesses ball/surface interaction and player/surface interaction and has been modified to align the standard with that of FIFA. Any 3G pitch used for any form of competitive rugby must comply with this specification and must be tested every two years to retain compliance.

Use of artificial pitches

The alternative to training on grass pitches is the use of 3G pitches. World Rugby produced the 'Performance Specification for artificial grass pitches for rugby', more commonly known as 'Regulation 22' that provides the necessary technical detail to produce pitch systems that are appropriate for rugby union. A World Rugby compliant pitch also enables the transfer of match demand from grass pitches onto 3G pitches, which alleviates overplay of grass pitches and as a result protects quality.

Nationally, clubs with access to 3G pitches for training utilise them as a method of protecting grass pitches for matches and providing a high quality surface for full contact practice. Competitive play generally continues to take place on grass pitches, although there is occasional use of 3G pitches for fixtures in the case of grass pitch quality or capacity issues (especially during bad weather spells).

As referenced earlier and as evidenced in Part 3 of this report, there are two World Rugby compliant 3G pitches in Coventry, located at Coventry Rugby Club (Butts Park Arena) and University of Warwick (Cryfield Pavilion). The former pitch is the home venue for Coventry RUFC and is heavily used for both matches and training by the Club, whilst the latter is primarily used for curricular and extra-curricular activity. Both pitches are available for wider community use, although minimal capacity exists after taking internal usage into account.

Given the overplay identified throughout Coventry, scope exists for an increase in the provision of World Rugby compliant pitches. To that end, Broadstreet RUFC has an aspiration for a pitch to be installed at its site. However, this is not deemed to be a priority for the RFU due to more pressing concerns relating to supply elsewhere in the City (which will be further explored in the accompanying Strategy document). Additionally, proposals still exist for a full size 3G to be provided at Brandon Speedway Stadium which, despite being located in Rugby, is less than a five-minute drive away from Broadstreet RUFC. Therefore, if this development is to move forward, it may relieve Broadstreet RUFC's ambition for their own 3G pitch although WR compliancy should be sought to better accommodate the Club's demand.

COVENTRY CITY COUNCIL PLAYING PITCH & OUTDOOR SPORT ASSESSMENT

Additional usage

Some rugby union pitches across Coventry also receive additional use away from club rugby activity, some of which is not rugby union related. For example, the pitches at Xcel Leisure Centre and Finham Park School are used for rugby league by Coventry Bears RLFC, Coventry Alphas and Trinity Knights through the Summer.

Additionally, the 3G pitch at Butts Park Arena is also used by Coventry United FC for its men's and women's first team fixtures, as well as for formal and commercial football demand. This is in addition to other rugby union activity e.g., from ad hoc school demand.

Broadstreet Rugby Club is used by Wasps RUFC for A games, as well as for various County matches/tournaments.

Exported/imported demand

There is no known exported or imported rugby union demand in Coventry although, as mentioned previously, Coventry Welsh and Broadstreet rugby clubs are technically located outside of Coventry despite being considered as Coventry-based.

Notwithstanding the above, the distribution of rugby union provision in Coventry is mainly focused on the periphery of the City, with little provision in the centre. Therefore, large clubs in neighbouring authorities likely draw members from Coventry, such as Keresley RUFC in North Warwickshire. Neighbouring Nuneaton & Bedworth is also a large rugby town and it is thought likely that some Coventry residents travel there, as well as into Birmingham and Worcester, to play.

Future demand

Future demand can be defined in two ways, through participation increases and using population forecasts. In addition, the proceeding Strategy & Action Plan document will contain housing growth scenarios that will estimate the additional demand for rugby union arising from housing developments within Coventry.

Population increases

Team generation rates are used below as the basis for calculating the number of teams likely to be generated in the future based on population growth (up to 2040).

Table 5.10: Team generation rates (up to 2040)

| Age group | Current population within age group | Current no. of teams | Team Generation Rate | Future population within age group (2040) | Predicted future number of teams | Additional teams that may be generated from the increased population |
|-----------------------|-------------------------------------|----------------------|----------------------|---|----------------------------------|--|
| Senior Mens (19-45) | 12,157 | 24 | 1:507 | 14,864 | 29.3 | 5 |
| Senior Womens (19-45) | 11,377 | 4 | 1:2,844 | 13,092 | 4.6 | - |
| Junior Boys (13-18) | 1,899 | 48 | 1:40 | 2,329 | 58.2 | 10 |
| Junior Girls (13-18) | 1,845 | 3 | 1:615 | 2,192 | 3.6 | - |
| Mini Mixed (7-12) | 3,538 | 53 | 1:67 | 3,748 | 55.9 | 2 |

As can be seen in the table above, there is expected population growth equating to the five senior men's teams, ten junior boys' teams and two mini teams.

COVENTRY CITY COUNCIL PLAYING PITCH & OUTDOOR SPORT ASSESSMENT

When broken down by analysis area, this falls to four senior men's, nine junior boys' and one mini mixed team, as seen in the table below.

Table 5.11: Team generation rates (up to 2040) by analysis area

| Analysis area | Additional teams that may be generated from the increased population | | | | |
|-----------------|--|---------------|-------------|--------------|------------|
| | Senior Mens | Senior Womens | Junior Boys | Junior Girls | Mini Mixed |
| North East | 1 | - | 2 | - | - |
| North West | 1 | - | 2 | - | - |
| South East | 1 | - | 2 | - | - |
| South West | 1 | - | 3 | - | 1 |
| Coventry | 4 | 0 | 9 | 0 | 1 |

Participation increases

Of the 12 clubs that have responded to consultation requests, five quantify their aspirations to increase their current team numbers by a total of 16 teams, as detailed in the table below.

Table 5.12: Summary of future demand expressed by clubs

| Club | Analysis area | No. of rugby union teams | | | | |
|----------------------|---------------|--------------------------|----------|----------|----------|----------|
| | | Men's | Women's | Boys' | Girls' | Mini |
| Coventrians RUFC | North East | 1 | - | 1 | 1 | 3 |
| Dunlop RUFC | North East | - | - | - | 1 | - |
| Old Coventrians RUFC | South West | 1 | - | - | - | - |
| Stoke Old Boys RUFC | South East | 1 | - | - | - | - |
| Trinity Guild RUFC | South West | 1 | 1 | 3 | 2 | - |
| Total | | 4 | 2 | 4 | 3 | 3 |

Of the future demand quantified, it must be noted that the considerable aspirations of Trinity Guild RUFC are only considered to be achievable if/when the Club moves to its new site. It would not be able to grow to this extent at its current school location.

In addition, Old Wheatleyans RUFC reports a desire to add more boys' and mini teams whilst Coventry RUFC plans to add further women's, boys' and girls' teams. However, neither quantified these aspirations.

Future demand summary

In the supply and demand analysis at the end of this section of the report, only future demand identified through participation increases are included due to the large increases expressed by clubs. This is because these aspirations are likely to absorb the future demand identified through population growth, rather than both being considered separately.

The peak period

In order to fully establish actual spare capacity, the peak period needs to be established for all types of rugby. For senior teams, it is considered to be Saturday PM as all senior teams play at this time. Peak time for mini and junior rugby is Sunday AM.

COVENTRY CITY COUNCIL PLAYING PITCH & OUTDOOR SPORT ASSESSMENT

5.4: Capacity analysis

The capacity for pitches to regularly accommodate competitive play, training and other activity over a season is most often determined by quality. As a minimum, the quality and therefore the capacity of a pitch affects the playing experience and people's enjoyment of playing rugby. In extreme circumstances, it can result in the inability of a pitch to cater for all or certain types of play during peak and off-peak times.

To enable an accurate supply and demand assessment of rugby union pitches, the following assumptions are applied to the site-by-site and pitch-by-pitch analysis:

- ◀ All sites that are or could be used for competitive rugby matches (regardless of whether this is secured community use) are included on the supply side.
- ◀ All competitive play is on senior sized pitches (except for where dedicated junior and/or mini pitches are provided and are known to be used as standard practice).
- ◀ From U13s upwards, teams play 15 v 15 and use a full pitch.
- ◀ Mini teams (U6s-U12s) play on half of a senior pitch, meaning two matches and four teams can be accommodated at any one time; this means that play per week is set at 0.25 for each match played based on teams operating on a home and away basis.
- ◀ For senior and youth teams, the current level of play per week is set at 0.5 for each match played based on all teams operating on a home and away basis.
- ◀ Senior men's rugby generally takes place on Saturday afternoons.
- ◀ Senior women's rugby generally takes place on Sunday afternoons.
- ◀ Junior rugby generally takes place on Sunday mornings.
- ◀ Mini rugby generally takes place on Sunday mornings.
- ◀ Training that takes place on marked pitches is reflected by the addition of match equivalent sessions to current usage levels.
- ◀ Internal use of school pitches is added to current play, as determined on a site-by-site basis depending on levels of activity.

As a guide, the RFU has set a standard number of matches that each pitch should be able to accommodate, based on quality, as set out below.

Table 5.13: Pitch capacity (matches per week) based on quality assessments

| | | Maintenance | | |
|----------|---------------------------------------|-------------|---------------|-----------|
| | | Poor (M0) | Adequate (M1) | Good (M2) |
| Drainage | Natural Inadequate (D0) | 0.5 | 1.5 | 2 |
| | Natural Adequate or Pipe Drained (D1) | 1.5 | 2 | 3 |
| | Pipe Drained (D2) | 1.75 | 2.5 | 3.25 |
| | Pipe and Slit Drained (D3) | 2 | 3 | 3.5 |

Capacity is based upon a basic assessment of the drainage system and maintenance programme ascertained through a combination of the quality assessment and consultation. This guide, however, is only a very general measure of potential pitch capacity. It does not account for specific circumstances at time of use and it assumes average rainfall and an appropriate end of season rest and renovation programme.

**COVENTRY CITY COUNCIL
PLAYING PITCH & OUTDOOR SPORT ASSESSMENT**

Table 5.14: Capacity table for rugby pitches available for community use in Coventry

| Site ID | Site name | Analysis area | Community use? | No. of pitches | Pitch type | Sports lighting? | Non-technical assessment score | Quality rating | Match equivalent sessions (per week) | Pitch Capacity (sessions per week) | Capacity rating | Comments |
|---------|--|---------------|----------------|----------------|------------|------------------|--------------------------------|----------------|--------------------------------------|------------------------------------|---|--|
| 6 | Bablake Playing Fields | North West | Yes | 1 | Senior | No | M0 / D0 | Poor | 2.75 | 0.5 | 2.25 | Pitch is overplayed due to match and training demand from Old Wheatleyans RUFC. |
| 8 | Barker's Butts Rugby Club | North West | Yes | 2 | Senior | Yes | M1 / D2 | Standard | 4 | 5 | 0.5 | Pitches are used for senior match demand and training demand from Barkers Butts RUFC. |
| | | | | 2 | Senior | No | M1 / D2 | Standard | 4.5 | 5 | 2 | Pitches are used for senior and junior match demand from Barkers Butts RUFC. |
| | | | | 2 | Mini | No | M1 / D1 | Standard | 3 | 4 | 1 | Pitches are used for mini match demand from Barkers Butts RUFC. |
| 10 | Bishop Ullathorne Catholic School | South West | Yes | 1 | Senior | No | M0 / D0 | Poor | 0.5 | 0.5 | Pitch is played to capacity through curricular demand. | |
| 11 | Coventryr Blue Coat School | North West | No | 1 | Senior | No | M0 / D1 | Poor | 1 | 1.5 | 0.5 | Pitch is unavailable for community use. |
| 12 | Bredon Avenue | South East | Yes-unused | 1 | Senior | No | M0 / D1 | Poor | 0 | 1.5 | 1.5 | Pitch currently unused. |
| 14 | Caludon Castle Sports Centre | South East | Yes-unused | 2 | Senior | No | M0 / D1 | Poor | 0 | 3 | 3 | Pitches are currently unused. |
| 16 | Cardinal Newman Catholic School (Coventry) | North West | No | 1 | Senior | No | M0 / D1 | Poor | 1 | 1.5 | 0.5 | Pitch is unavailable for community use. |
| | | | | 2 | Junior | No | M0 / D1 | Poor | 0 | 3 | 3 | Pitches are unavailable for community use. |
| 17 | Cardinal Wiseman Catholic School | North East | Yes | 1 | Junior | No | M0 / D0 | Poor | 0.5 | 0.5 | Pitch is played to capacity through curricular demand. | |
| 25 | Copsewood Community Sports & Social Club | South East | Yes-unused | 1 | Senior | Yes | M0 / D1 | Poor | 0 | 1.5 | 1.5 | Pitch currently unused. |
| 27 | Coundon Court School | North West | No | 2 | Senior | No | M0 / D1 | Poor | 1 | 3 | 2 | Pitches are unavailable for community use. |
| 32 | Coventrians Rugby Club | North East | Yes | 1 | Senior | Yes | M0 / D1 | Poor | 6.25 | 1.5 | 4.75 | Pitch is overplayed due to match and training demand from Coventrians and Coventry Corsairs rugby clubs. |
| | | | | 1 | Senior | No | M0 / D1 | Poor | 4 | 1.5 | 2.5 | Pitch is overplayed due to match demand from Coventrians and Coventry Corsairs rugby clubs. |
| 34 | Coventry Building Society Arena | North East | No | 1 | Senior | Yes | M2 / D3 | Good | 1 | 3.5 | 2.5 | Pitch is used for match demand by Coventry City FC and Wasps RUFC. |
| 37 | Coventry Technical Rugby Club | South West | Yes | 1 | Senior | No | M0 / D1 | Poor | 1.5 | 1.5 | Pitch currently unused for rugby but played to capacity through football use. | |
| 38 | Coventry University (The Place) | South West | Yes | 1 | Senior | No | M2 / D0 | Standard | 0 | 2 | 2 | Pitch is currently unused. |
| | | | | 1 | Senior | No | M2 / D1 | Good | 1.5 | 3 | 1.5 | Pitch is used for match demand by Coventry University's BUCS teams. |
| 41 | Dunlop Sports & Social Club | North East | Yes | 1 | Senior | No | M0 / D1 | Poor | 5.25 | 1.5 | 3.75 | Pitch is overplayed due to match and training demand from Dunlop RUFC. |
| 42 | Earlsdon Rugby Club | South West | Yes | 1 | Senior | Yes | M0 / D2 | Standard | 2.25 | 1.75 | 0.5 | Pitch is overplayed due to match and training demand from Earlsdon RUFC. |
| | | | | 1 | Senior | No | M0 / D1 | Poor | 1 | 1.5 | 0.5 | Pitch is used for match demand by Earlsdon RUFC. |
| | | | | 1 | Senior | No | M0 / D0 | Poor | 0 | 0.5 | 0.5 | Pitch currently unused due to pitch quality. |
| | | | | 2 | Junior | No | M0 / D1 | Poor | 2.5 | 3 | 0.5 | Pitches are used for match demand by Earlsdon RUFC. |
| | | | | 2 | Mini | No | M0 / D1 | Poor | 3 | 3 | | Pitches are played to capacity through mini match demand by Earlsdon RUFC. |

**COVENTRY CITY COUNCIL
PLAYING PITCH & OUTDOOR SPORT ASSESSMENT**

| Site ID | Site name | Analysis area | Community use? | No. of pitches | Pitch type | Sports lighting? | Non-technical assessment score | Quality rating | Match equivalent sessions (per week) | Pitch Capacity (sessions per week) | Capacity rating | Comments |
|---------|---|---------------|----------------|----------------|------------|------------------|--------------------------------|----------------|--------------------------------------|------------------------------------|-----------------|--|
| 47 | Finham Park School | South West | Yes | 1 | Senior | No | M1 / D1 | Standard | 3.5 | 2 | 1.5 | Pitch is overplayed through match demand from Trinity Guild RUFC and curricular use. |
| | | | | 1 | Junior | Yes | M1 / D1 | Standard | 9.5 | 2 | 7.5 | Pitch is overplayed through match and training demand from Trinity Guild RUFC. |
| 56 | Grace Academy Coventry | North East | No | 2 | Junior | No | M0 / D1 | Poor | 1 | 3 | 2 | Pitches are unavailable for community use. |
| 61 | Henley College Coventry | North East | Yes | 1 | Senior | No | M0/D1 | Poor | 1 | 1.5 | 0.5 | Pitch is used for curricular demand. |
| 90 | Old Coventrians Rugby Club | South West | Yes | 2 | Senior | Yes | M2 / D2 | Good | 5 | 6.5 | 1.5 | Pitches are overplayed due to match and training demand from Old Coventrians RUFC. |
| | | | | 1 | Senior | No | M2 / D2 | Good | 3 | 3.25 | 0.25 | Pitch is overplayed due to mini and junior match demand from Old Coventrians RUFC. |
| 96 | Pinley Rugby Club | South East | Yes | 1 | Senior | Yes | M0 / D0 | Poor | 8 | 0.5 | 7.5 | Pitch is overplayed due to match and training demand from Pinley RUFC. |
| 99 | President Kennedy School | North East | No | 1 | Senior | No | M0 / D1 | Poor | 1 | 1.5 | 0.5 | Pitch is unavailable for community use. |
| | | | | 1 | Junior | No | M0 / D1 | Poor | 0 | 1.5 | 1.5 | Pitch is unavailable for community use. |
| 126 | Standard Triumph Club (Tanners Lane) | South West | Yes-unused | 1 | Senior | No | M1 / D0 | Poor | 0 | 1.5 | 1.5 | Pitch currently unused. |
| 132 | Stoke Old Boys Rugby Football Club | South East | Yes | 1 | Senior | Yes | M0 / D1 | Poor | 2 | 1.5 | 0.5 | Pitch is overplayed due to match and training demand from Stoke Old Boys RUFC. |
| 139 | University of Warwick (Westwood Campus) | South West | Yes | 1 | Senior | No | M2 / D1 | Good | 2 | 3 | 1 | Pitch is used for match demand by University of Warwick's BUCS teams. |
| 143 | West Coventry Academy | North West | Yes | 1 | Senior | No | M0 / D1 | Poor | 1 | 1.5 | 0.5 | Pitch is used for curricular demand. |
| | | | | 1 | Junior | No | M0 / D1 | Poor | 1 | 1.5 | 0.5 | Pitch is used for curricular demand. |
| 155 | Xcel Leisure Centre | South West | Yes-unused | 1 | Senior | No | M1 / D0 | Poor | 0 | 1.5 | 1.5 | Pitch currently unused. |
| 153 | Wyken Croft Playing Fields | South East | Yes | 1 | Senior | No | M0 / D1 | Poor | 1 | 1.5 | 0.5 | Pitch used by Pinley RUFC for youth and mini activity |
| | | | | 1 | Junior | No | M0 / D1 | Poor | 1 | 1.5 | 0.5 | Pitch used by Pinley RUFC for youth and mini activity |
| 162 | Coventry Welsh Rugby Club | North East | Yes | 1 | Senior | No | M2 / D1 | Good | 3.75 | 3 | 0.75 | Pitch is overplayed due to match and training demand from Coventry Welsh RUFC. |
| 163 | Coventry Saracens Rugby Club | South East | Yes | 1 | Senior | No | M1 / D1 | Standard | 2 | 2 | | Pitch is played to capacity through match and training demand from Coventry Saracens RUFC. |
| 164 | King Henry VIII Sports Fields | South East | No | 3 | Senior | No | M0 / D1 | Poor | 1 | 4.5 | 3.5 | Pitches are unavailable for community use. |
| 169 | Eastern Green Junior School | North West | No | 1 | Junior | No | M0 / D0 | Poor | 0.5 | 0.5 | | Pitch is played to capacity through curricular demand. |
| 170 | Broadstreet Rugby Club | South East | Yes | 1 | Senior | Yes | M2 / D3 | Good | 3 | 3.5 | 0.5 | Pitch is overplayed through match and training demand from Broadstreet RUFC. |
| | | | | 1 | Senior | Yes | M2 / D3 | Good | 3.5 | 3.5 | | Pitch is overplayed through match and training demand from Broadstreet RUFC. |
| | | | | 5 | Senior | No | M2 / D3 | Good | 7.5 | 17.5 | 10 | Pitches used by Broadstreet RUFC for youth and mini demand. |

COVENTRY CITY COUNCIL PLAYING PITCH ASSESSMENT

Actual spare capacity

There may be situations where, although a site is highlighted as potentially able to accommodate some additional play, this should not be recorded as actual spare capacity against the site. For example, a site may be managed to regularly operate slightly below full capacity to ensure that it can cater for regular friendly matches and activities that take place but are difficult to quantify on a weekly basis.

Furthermore, there are numerous rugby pitches in Coventry at education sites that are unused by clubs despite being reported as available. Whilst these may theoretically provide some spare capacity, it would not be reasonable to equate this as actual spare capacity as school usage itself is likely to limit what additional activity should take place on the provision. Moreover, the nature of club rugby generally means that clubs are generally unwilling to utilise secondary venues, making community use unlikely.

In addition, any pitches that are used by clubs to capacity at peak time, that are poor quality or that provide unsecure tenure are not considered to have actual spare capacity. As such, the table below ascertains whether or not any identified 'potential capacity' can be used to accommodate an increase in play, firstly for senior demand, on a site-by-site and pitch-by-pitch basis.

COVENTRY CITY COUNCIL PLAYING PITCH & OUTDOOR SPORT ASSESSMENT

Table 5.15: Actual spare capacity table (senior pitches)

| Site ID | Site name | Analysis area | No. of pitches with spare capacity | Pitch type | Potential spare capacity | Actual spare capacity (peak period) | Comments |
|---------|--|---------------|------------------------------------|------------|--------------------------|-------------------------------------|--|
| 8 | Barker's Butts Rugby Club | North West | 2 | Senior | 0.5 | - | Pitches are played to capacity at peak time. |
| | | | 2 | Senior | 2 | - | Pitches are played to capacity at peak time. |
| | | | 2 | Mini | 1 | - | Pitches are played to capacity at peak time. |
| 12 | Bredon Avenue | South East | 1 | Senior | 1.5 | - | Spare capacity discounted due to poor pitch quality. |
| 14 | Caludon Castle Sports Centre | South East | 2 | Senior | 3 | - | Spare capacity discounted due to poor pitch quality. |
| 25 | Copsewood Community Sports & Social Club | South East | 1 | Senior | 1.5 | - | Spare capacity discounted due to poor pitch quality. |
| 34 | Coventry Building Society Arena | North East | 1 | Senior | 2.5 | - | Spare capacity discounted to preserve pitch quality for Coventry City FC and Wasps RUFC. |
| 38 | Coventry University (The Place) | South West | 2 | Senior | 3.5 | 2 | Actual spare capacity. |
| 42 | Earlsdon Rugby Club | South West | 2 | Senior | 1 | - | Spare capacity discounted due to poor pitch quality. |
| | | | 2 | Junior | 0.5 | - | Spare capacity discounted due to poor pitch quality. |
| 61 | Henley College Coventry | North East | 1 | Senior | 0.5 | - | Spare capacity discounted due to poor pitch quality. |
| 90 | Old Coventrians Rugby Club | South West | 3 | Senior | 1.75 | - | Pitches are played to capacity at peak time. |
| 126 | Standard Triumph Club (Tanners Lane) | South West | 1 | Senior | 1.5 | - | Spare capacity discounted due to poor pitch quality. |
| 139 | University of Warwick (Westwood Campus) | South West | 1 | Senior | 1 | 1 | Actual spare capacity. |

COVENTRY CITY COUNCIL PLAYING PITCH & OUTDOOR SPORT ASSESSMENT

| Site ID | Site name | Analysis area | No. of pitches with spare capacity | Pitch type | Potential spare capacity | Actual spare capacity (peak period) | Comments |
|---------|----------------------------|---------------|------------------------------------|------------|--------------------------|-------------------------------------|--|
| 143 | West Coventry Academy | North West | 1 | Senior | 0.5 | - | Spare capacity discounted due to poor pitch quality. |
| | | | 1 | Junior | 0.5 | - | Spare capacity discounted due to poor pitch quality. |
| 153 | Wyken Croft Playing Fields | South East | 1 | Senior | 0.5 | - | Spare capacity discounted due to poor pitch quality. |
| | | | 1 | Junior | 1.5 | - | Spare capacity discounted due to poor pitch quality. |
| 155 | Xcel Leisure Centre | South West | 1 | Senior | 1.5 | - | Spare capacity discounted due to poor pitch quality. |
| 170 | Broadstreet Rugby Club | South East | 6 | Senior | 10.5 | - | Pitches are played to capacity at peak time. |

COVENTRY CITY COUNCIL PLAYING PITCH & OUTDOOR SPORT ASSESSMENT

Of the 34 pitches identified as having potential spare capacity in Coventry, only three are considered to have actual spare capacity at peak time for an increase in senior rugby. This totals three match equivalent sessions per week, all of which is identified in the South West Analysis Area.

Table 5.16: Summary of actual spare capacity for senior rugby

| Analysis area | Actual spare capacity (match equivalent sessions) |
|-----------------|---|
| North East | - |
| North West | - |
| South East | - |
| South West | 3 |
| Coventry | 3 |

For mini and junior rugby, ascertaining actual spare capacity can be unclear with regards to the programming of matches as it can vary from week to week. This is because junior and mini sections tend to enter cup competitions or play organised friendly fixtures, with clubs arranging for several of their age groups to play those from another club all at once, either at home or away. Then when fixtures are not scheduled, clubs will generally hold training sessions, which means that clubs may require use of home pitches for consecutive weeks, or not at all for the same time period.

Given the above, it is generally assumed that no pitches used by mini or junior teams have significant actual spare capacity for an increase in demand (over and above what actual spare capacity has been identified for senior play). However, it is acknowledged that some capacity does exist during weekend when the pitches are not in use.

Overplay

There are 12 senior pitches across nine sites in Coventry that are overplayed by a total of 34 match equivalent sessions per week.

Table 5.17: Summary of overplay

| Site ID | Site name | Analysis area | No. of overplayed pitches | Pitch type | Overplay |
|--------------|------------------------------------|---------------|---------------------------|------------|-----------|
| 6 | Bablake Playing Fields | North West | 1 | Senior | 2.25 |
| 32 | Coventrians Rugby Club | North East | 2 | Senior | 7.25 |
| 41 | Dunlop Sports & Social Club | North East | 1 | Senior | 3.75 |
| 42 | Earlsdon Rugby Club | South West | 1 | Senior | 0.5 |
| 47 | Finham Park School | South West | 1 | Senior | 1.5 |
| | | | 1 | Junior | 7.5 |
| 96 | Pinley Rugby Club | South East | 1 | Senior | 7.5 |
| 132 | Stoke Old Boys Rugby Football Club | South East | 1 | Senior | 0.5 |
| 162 | Coventry Welsh Rugby Club | North East | 1 | Senior | 0.75 |
| 170 | Broadstreet Rugby Club | South East | 2 | Senior | 2.5 |
| Total | | | | | 34 |

COVENTRY CITY COUNCIL PLAYING PITCH & OUTDOOR SPORT ASSESSMENT

Overplay is located solely at club sites with the highest level identified at Finham Park School, amounting to nine match equivalent sessions per week across the two pitches on site. As aforementioned, in the main, overplay is a consequence of concentrated training demand on match pitches.

The majority of overplay is evident in the North East Analysis Area (11.75 match equivalent sessions per week).

Table 5.18: Summary of overplay by analysis area

| Analysis area | Overplay (match equivalent sessions) |
|-----------------|--------------------------------------|
| North East | 11.75 |
| North West | 2.25 |
| South East | 10.5 |
| South West | 9.5 |
| Coventry | 34 |

5.5: Supply and demand analysis

Having considered supply and demand, the table below identifies the overall spare capacity and overplay of rugby union pitches in Coventry based on match equivalent sessions. Future demand is based on club development plans, which are considered likely to absorb future demand identified through population increases.

Table 5.19: Summary of supply and demand analysis

| Analysis area | Actual spare capacity ¹¹ | Demand (match equivalent sessions) | | | |
|-----------------|-------------------------------------|------------------------------------|----------------|---------------|--------------|
| | | Overplay | Current demand | Future demand | Total |
| North East | - | 11.75 | 11.75 | 2.75 | 14.5 |
| North West | - | 2.25 | 2.25 | - | 2.25 |
| South East | - | 10.5 | 10.5 | 0.5 | 11 |
| South West | 3 | 9.5 | 6.5 | 4 | 10.5 |
| Coventry | 3 | 34 | 31 | 7.25 | 38.25 |

There is a current shortfall of 31 match equivalent sessions to meet rugby union demand in Coventry, which is a substantial amount. Furthermore, each analysis area has an identified shortfall, with this being highest in the North East Analysis Area (11.75 match equivalent sessions).

When factoring in future demand, the shortfall increases to 38.25 match equivalent sessions and worsens in each analysis area.

¹¹ In match equivalent sessions

COVENTRY CITY COUNCIL PLAYING PITCH & OUTDOOR SPORT ASSESSMENT

Rugby union summary

- ◀ There are 65 pitches identified across 33 sites, of which 50 pitches are available for community use across 25 sites.
- ◀ Coventry Welsh and Barkers Butts rugby clubs have plans to develop additional pitches at their respective home venues.
- ◀ Trinity Guild RUFC has plans to develop a new site after losing its previous home venue (it currently uses Finham Park School).
- ◀ Coventry Corsairs RUFC has unsecure tenure although it is in discussions with Coventrians RUFC to extend its current rental agreement.
- ◀ Coventry Technical RUFC leases its site from the Council, although this is due to expire in 2025 and the site has been allocated for residential development.
- ◀ Of pitches which are available for community use, there are 13 good quality pitches, nine standard quality pitches and 26 poor quality pitches
- ◀ Coventry, Coventry Welsh, Coventrians, Earlsdon, Stoke Old Boys and Trinity Guild rugby clubs all report a need, or have a need, for ancillary provision improvements.
- ◀ There are 15 rugby clubs considered to be based in Coventry providing a total of 132 teams.
- ◀ A total of 12 clubs currently use match pitches to accommodate training demand, whereas teams from Coventry RUFC, as well as University of Warwick based demand, instead use a World Rugby compliant 3G provision.
- ◀ Team generation rates predict a growth by analysis area of four senior men's, nine junior boy's and one mini mixed team.
- ◀ Five clubs quantify aspirations to increase their current team numbers by a total of 16 teams.
- ◀ Of the 34 pitches identified as having potential spare capacity, only three are considered to have actual spare capacity at peak time for an increase in senior rugby totalling three match equivalent sessions per week.
- ◀ There are 12 senior pitches across nine sites that are overplayed by a total of 34 match equivalent sessions per week.
- ◀ There is a current overall shortfall of 31 match equivalent sessions per week, with future demand exacerbating this to 38.25 match equivalent sessions per week.
- ◀ A current and future shortfall is identified in each analysis area.

COVENTRY CITY COUNCIL

PLAYING PITCH & OUTDOOR SPORT ASSESSMENT

PART 6: RUGBY LEAGUE

6.1: Introduction

The Rugby Football League (RFL) is the governing body for rugby league in Britain and Ireland. It administers the England national rugby league team, the Challenge Cup, Super League and the Championships which form the professional and semi-professional structure of the game in the UK. The RFL also administers the amateur and junior game across the country in association with the British Amateur Rugby League Association (BARLA).

Most community club rugby league is played throughout the summer season (from February to October). However, rugby league is considered as a winter season sport within schools, colleges and universities and therefore pitch provision for matches and training can also be required throughout the winter months.

Senior rugby league is played on a pitch measuring 100 x 68 metres. The preferred pitch size for U7s, U8s and U9s is 60 x 40 metres, whereas for U10s and U11s it is 80 x 30 metres, with U12s and above generally playing on senior pitches. Teams from U7s to U11s are known as primary teams, whilst teams from U12s to U18s known as junior teams

6.2: Supply

There are no dedicated rugby league pitches within Coventry. Although the rugby union pitches at Xcel Leisure Centre and Finham Park School are used for Rugby League throughout the summer. The pitch at Xcel Leisure Centre is assessed as poor quality whilst the pitches (one senior and one junior) at Finham Park School are assessed as standard quality.

6.3: Demand

A single rugby league club is identified as playing in Coventry; Coventry Bears RLFC. The Club is based at Xcel Leisure Centre in Coventry, training on Thursday evenings from 7-8pm and playing on Saturday afternoons. It fields a single senior men's team.

However, Coventry Bears RLFC also consists of three junior satellite clubs; Coventry Alphas, Trinity Knights and Erdington Griffins. The Erdington Griffins are based in Birmingham whilst both other junior clubs are based in Coventry.

The Coventry Alphas offer a 12 week programme of weekly training sessions as well as competing in festivals across the Midlands. It has age groups at U8 (mixed), U10 (mixed), U11 (mixed), U12 (boys) and U16 (boys). The U12s and below train at Xcel Leisure Centre from 6:30–7:30pm on Wednesdays throughout the programme whilst the U16s train alongside the senior Coventry Bears team on Thursdays from 7-8pm.

The Trinity Knights also offer a 12 week programme of weekly training, running from mid-May until the end of July and also competes in festivals across the Midlands. It fields teams at U7, U9, U11, U12 and U14 with training for all teams taking place at Finham Park School on Thursday evenings from 6-7pm.

6.4: Supply and demand analysis

As the rugby union pitch at Xcel Leisure Centre is assessed as poor (M1/D0) quality, it is deemed to have capacity for 1.5 match equivalent sessions of demand per week. With Coventry Bears RLFC training on the pitch for one hour per week and playing a match at weekends as well as Coventry Alphas also training on the pitch for one hour per week, total

COVENTRY CITY COUNCIL PLAYING PITCH & OUTDOOR SPORT ASSESSMENT

demand equates to two match equivalent sessions per week. Therefore, the pitch is currently overplayed by 0.5 match equivalent sessions per week throughout the Summer.

With the pitch being overplayed, options should be explored to improve pitch quality and alleviate overplay. This will be further considered in the accompanying Strategy document.

At Finham Park School, both pitches on site are assessed as standard (M1/D1) quality, meaning the site has total capacity for four match equivalent sessions per week. With only training taking place on site on a regular basis, rugby league demand on site equates to approximately one match equivalent session per week, meaning the pitches have spare capacity of three match equivalent sessions through the Summer.

Rugby league summary

- ◀ There are no dedicated rugby league pitches in Coventry, although the rugby union pitches at Xcel Leisure Centre and Finham Park School are used for Rugby League throughout the summer.
- ◀ A single rugby league Club is identified as playing in Coventry; Coventry Bears RLFC. It fields a single senior men's team but also consists of three junior satellite clubs, two of which are based in Coventry (Coventry Alphas and Trinity Knights).
- ◀ Coventry Bears RLFC plays and trains at Xcel Leisure Centre whilst Coventry Alphas plays in festivals and trains at Xcel Leisure Centre. Trinity Knights trains at Finham Park School and also plays in festivals.
- ◀ The pitch at Xcel Leisure Centre is overplayed by 0.5 match equivalent sessions per week throughout the Summer whilst Finham Park School has three match equivalent sessions of spare capacity.
- ◀ Options to improve pitch quality at Xcel Leisure Centre should be explored to alleviate overplay.

COVENTRY CITY COUNCIL PLAYING PITCH & OUTDOOR SPORT ASSESSMENT

PART 7: HOCKEY

7.1: Introduction

Hockey in England is governed by England Hockey (EH).

Competitive league hockey matches and training can only be played on sand filled, sand dressed or water based artificial grass pitches (AGPs). Although competitive, adult and junior club training cannot take place on 3G pitches, 40mm pitches may be suitable at introductory level, such as school curriculum low level hockey. England Hockey's (EH) Artificial Grass Playing Surface Policy details suitability of surface type for varying levels of hockey, as seen below.

Table 7.1: England Hockey guidelines on artificial surface types suitable for hockey

| Category | Surface | Playing Level | Playing Level |
|---------------------------|--|--|--|
| England Hockey Category 1 | Water surface approved within the FIH Global/National Parameters | Essential International Hockey - Training and matches | Desirable Domestic National Premier competition Higher levels of EH Player Pathway Performance Centres and upwards England |
| England Hockey Category 2 | Sand dressed surfaces within the FIH National Parameter | Essential Domestic National Premier competition Higher levels of player pathway: Academy Centres and Upwards | Desirable All adult and junior League Hockey Intermediate or advanced School Hockey |
| England Hockey Category 3 | Sand based surfaces within the FIH National Parameter | Essential All adult and junior club training and league Hockey EH competitions for clubs and schools Intermediate or advanced schools hockey | EH competitions for clubs and schools (excluding domestic national league) |
| England Hockey Category 4 | All 3G surfaces | Essential None | Desirable Lower level hockey (Introductory level) when no category 1-3 surface is available. |

In addition to the above pitch types, EH reports that it is currently trialling a different multi-sport surface in order to better accommodate lower levels of hockey demand on a pitch that is also suitable for other sports such as netball and tennis. The surface type, known as Gen 2, is a versatile surface that will ensure that the sports do not need to compromise on the playing experience; it will be a sand dressed synthetic turf with a compatible shock pad. The concept is designed to provide facilities, including schools, with a dynamic surface which reduces the amount of space required and enables the provision to be utilised to its full potential.

COVENTRY CITY COUNCIL PLAYING PITCH & OUTDOOR SPORT ASSESSMENT

For senior teams, a full-size hockey pitch for competitive matches must measure at least 91.4 x 55 metres excluding surrounding run-off areas, which must be a minimum of two metres at the sides and three metres at the ends. EH's preference is for four-metre side and five-metre end run offs, with a preferred overall area of 101.4 x 63 metres, though a minimum overall area of 97.4 x 59 metres is accepted.

It is considered that a hockey pitch can accommodate a maximum of four matches on one day (peak time) provided the pitch has sports lighting. Training is generally midweek and also requires access to a pitch with sports lights.

Consultation

A total of six hockey clubs are identified as playing within Coventry. To date, four have responded to consultation requests (Coventry University, Khalsa Leamington, Sikh Union Coventry and University of Warwick hockey clubs), leaving Berkswell & Balsall Common HC and Coventry & North Warwickshire HC as unresponsive.

7.2: Supply

There are six full size, sportslit hockey suitable pitches in Coventry located across four sites. There are two double pitch sites, one at Bablake School and one at University of Warwick (Westwood Campus). All of the pitches are provided at education sites (or dual use sites) and are available for community use.

The pitch at Coventry University (The Place) and one pitch at University of Warwick (Westwood Campus) are two of the few water-based pitches supplied nationally, with all remaining AGPs in Coventry being sand-based.

Table 7.2: Summary of full size hockey suitable AGPs

| Site ID | Site | Analysis area | No. of pitches | Surface type | Size (metres) |
|---------|---|---------------|----------------|--------------|---------------|
| 6 | Bablake Playing Fields | North West | 2 | Sand | 100 x 60 |
| | | | | Sand | 100 x 60 |
| 14 | Caludon Castle Sports Centre | South East | 1 | Sand | 100 x 60 |
| 38 | Coventry University (The Place) | South West | 1 | Water | 101 x 64 |
| 139 | University of Warwick (Westwood Campus) | South West | 2 | Water | 100 x 60 |
| | | | | Sand | 100 x 60 |

Three pitches are provided in the South West Analysis Area, two in the North West Analysis Area and one in the South East Analysis Area. None are provided in the North East Analysis Area.

Smaller size provision

In addition to the full size AGPs, there are also eight smaller size hockey suitable pitches in Coventry, as summarised below. Only the pitch at Henley College Coventry is available for community use, although the pitches at Finham Park 2 School, Henley College Coventry, Henley Green Primary School and King Henry VIII Preparatory School have sports lighting.

COVENTRY CITY COUNCIL PLAYING PITCH & OUTDOOR SPORT ASSESSMENT

Table 7.3: Smaller size AGPs in Coventry

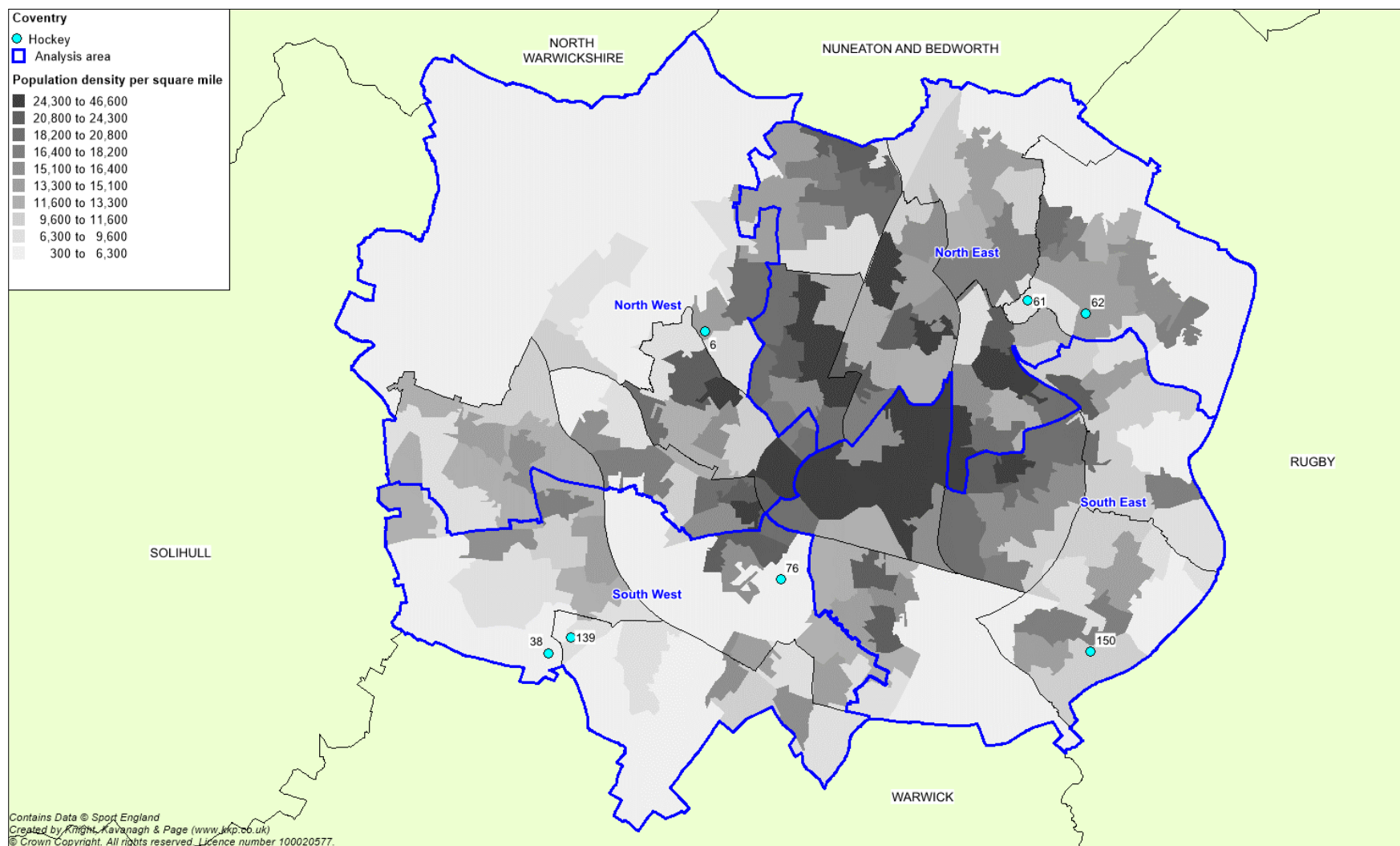
| Site ID | Site | Analysis area | No. of pitches | Community use? | Sports lighting? | Size (metres) |
|---------|-------------------------------------|---------------|----------------|----------------|------------------|---------------|
| 13 | Broad Heath Primary School | North East | 1 | No | No | 51 x 32 |
| 29 | Coundon Primary School | North West | 1 | No | No | 20 x 12 |
| 46 | Finham Park 2 School | South West | 1 | No | Yes | 30 x 20 |
| 61 | Henley College Coventry | North East | 1 | Yes | Yes | 37 x 35 |
| 62 | Henley Green Primary School | North East | 1 | No | Yes | 35 x 18 |
| 76 | King Henry VIII Preparatory School | South West | 1 | No | Yes | 30 x 15 |
| 143 | West Coventry Academy | North West | 1 | No | No | 90 x 50 |
| 150 | Willenhall Community Primary School | South East | 1 | No | No | 37 x 19 |

Nationally, most smaller size pitches are considered too small to accommodate any purposeful hockey demand, although some larger ones are utilised for training demand and junior play. In Coventry, none of the small-size pitches are considered suitable as they are either too small, unavailable for community use, or without sports lighting.

Based on the above, the smaller size hockey suitable pitches are discounted from this point forward.

For the location of the full size AGPs, please see Figure 7.1 below.

COVENTRY CITY COUNCIL PLAYING PITCH & OUTDOOR SPORT ASSESSMENT



Figure

7.1: Location of hockey suitable AGPs in Coventry

COVENTRY CITY COUNCIL PLAYING PITCH & OUTDOOR SPORT ASSESSMENT

Future provision

Khalsa Leamington HC indicates that it has been gifted land off Bericote Road in Leamington Spa (Warwick District) which it intends to construct a hockey suitable pitch on with an accompanying clubhouse. The Club is currently in discussions with schools to help spread the cost of the development and is running a crowdfunding campaign. The large capital cost required is said to be the barrier preventing it from commencing building works.

Security of tenure

As all community available hockey provision is located at Education sites, the only clubs considered to have secure tenure are University of Warwick HC and Coventry University HC. Khalsa Leamington, Sikh Union Coventry, Berkswell & Balsall Common and Coventry & North Warwickshire hockey clubs all rent playing provision on an annual basis from the respective facility provider.

Availability

Sport England's Facilities Planning Model (FPM) applies an overall peak period for AGPs of 34 hours per week (Monday to Thursday 17:00-21:00; Friday 17:00-19:00; Saturday and Sunday 09:00-17:00).

On the above basis, all six full size AGPs are considered to be readily available to the community within the peak period, however, only five are considered available throughout Saturdays and Sundays for matches as the pitches at Bablake Playing Fields do not open until 12:30pm on Saturdays. It should, however, be noted that three of the six AGPs are located at university sites. These are all utilised for BUCS fixtures and training and therefore wider availability to the community is restricted, especially midweek.

Table 7.4: Availability of full-size hockey suitable AGPs

| Site ID | Site | Availability in the peak period (hours) | Comments |
|---------|---|---|---|
| 6 | Bablake Playing Fields | 26.5 | Both pitches are available to the community from 18:00 to 22:00 during the week, from 12:30 to 18:00 on Saturday and from 09:00 to 18:00 on Sunday. |
| 14 | Caludon Castle Sports Centre | 32 | Available to the community from 07:00 to 21:30 from Monday to Thursday, from 07:00 to 21:00 on Fridays and from 09:00 to 16:00 on weekends. |
| 38 | Coventry University (The Place) | 29 | Available to the community from 18:00 to 21:00 during the week and from 09:00 to 18:00 at weekends. |
| 139 | University of Warwick (Westwood Campus) | 29 | Both pitches are available to the community from 18:00 to 21:00 during the week and from 09:00 to 21:00 at weekends. |

COVENTRY CITY COUNCIL PLAYING PITCH & OUTDOOR SPORT ASSESSMENT

Quality

Depending on use, it is considered that the carpet of an AGP usually lasts for approximately ten years and it is the age of the surface, together with maintenance levels, that most commonly affects quality. An issue for hockey nationally is that some providers did not financially plan to replace the carpet when first installed, leading to many pitches now being poor quality.

For the PPOSS, each AGP has been assigned a quality rating of good, standard or poor following site assessments. This rating is linked to the condition and age of the playing surface, as well as surrounding hard areas and the maintenance that is undertaken. For the full assessment criteria, please refer to Appendix 2.

The following table indicates when each of the full-size pitches were installed or last resurfaced within Coventry, together with an agreed quality rating.

Table 7.5: Age and quality of full size hockey suitable AGPs

| Site ID | Site | No. of pitches | Year installed/ resurfaced | Quality |
|---------|---|----------------|----------------------------|----------|
| 6 | Bablake School Playing Fields | 2 | 2014 | Standard |
| | | | 2014 | Standard |
| 14 | Caludon Castle Sports Centre | 1 | 2007 | Poor |
| 38 | Coventry University (The Place) | 1 | 2019 | Good |
| 139 | University of Warwick (Westwood Campus) | 2 | 2017 | Good |
| | | | 2021 | Good |

Based on the guidance of a ten-year carpet life, Caludon Castle Sports Centre is in need of refurbishment as it has not been resurfaced since 2007. It is assessed as poor quality, primarily due to heavy signs of wear and tear.

The pitches at Bablake School Playing Fields are approaching the end of their lifespan, although they are still considered to be of standard quality. The pitches at Coventry University (The Place) and University of Warwick (Westwood Campus) are all good quality.

Ancillary provision

None of the responding hockey clubs in Coventry report issues with the ancillary provision servicing the pitches that they access. Therefore, ancillary facilities at all sites are considered to be either adequate or good quality.

In addition, as is common across the Country, some of the clubs in Coventry access off-site facilities for clubhouse provision. Berkswell & Balsall Common HC utilises Jaguar Leisure Centre, whereas Sikh Union HC uses a local public house.

Union Coventry HC reports that car parking facilities are insufficient for its level of demand at Bablake Playing Fields.

7.3: Demand

There are currently four community hockey clubs (Coventry & North Warwickshire HC, Sikh Union Coventry HC, Leamington Spa HC and Berkswell and Balsall Common HC) and two universities (University of Warwick and Coventry University) playing in Coventry. Combined, these consist of 19 men's teams, 13 women's teams and six junior teams.

COVENTRY CITY COUNCIL PLAYING PITCH & OUTDOOR SPORT ASSESSMENT

Table 7.6: Summary of demand

| Name of club | No. of competitive teams | | |
|---|--------------------------|--------------|----------|
| | Senior men | Senior women | Juniors |
| Coventry University HC | 2 | 1 | - |
| Khalsa Leamington HC | 3 | 4 | - |
| Sikh Union Coventry HC | 3 | - | 1 |
| Berkswell & Balsall Common HC ¹² | 3 | 2 | 1 |
| Coventry & North Warwickshire HC | 4 | 3 | 4 |
| University of Warwick HC | 4 | 3 | - |
| Total | 19 | 13 | 6 |

Each club and their demand is further summarised below.

Berkswell & Balsall Common HC

Consisting of five senior and one junior team, Berkswell & Balsall Common HC is based across two sites; Bablake Playing Fields and University of Warwick (Westwood Campus). The Club's men's teams play and train for two hours per week at Bablake Playing Fields, whilst its women and juniors play and train for one hour per week at University of Warwick (Westwood Campus). It also uses facilities at Jaguar Leisure Centre for post-match refreshments.

Coventry & North Warwickshire HC

Fielding four men's, three women's and four junior teams, the Club is based at Coventry University (The Place) with all training and matches taking place on site. Training takes place on Tuesdays, Thursdays and Sundays, with the pitch accessed for a total of six hours per week. All matches take place on Saturdays.

Khalsa Leamington HC

The Club fields five men's, five women's and two junior teams. The Club is based in Warwick, but exports demand into Coventry via use of the pitch at University of Warwick (Westwood Campus) for some of its senior teams. It uses this as its primary venue and has a rental agreement with the University to access the pitches.

The Club's remaining senior teams use a pitch at North Leamington School, which is in Warwick, whilst its junior section is based at Warwick School, also in Warwick. The senior section has roughly 190 members, whereas the junior section has approximately 150 members.

For training, the majority of the Club's teams train at University of Warwick (Westwood Campus), with each team training for two hours per week. The only teams this does not apply to is its men's fourth and fifth teams, as well as the ladies fifth team, which train at North Leamington School.

Sikh Union Coventry HC

Sikh Union Coventry HC fields three senior men's and a junior team. It is based at Bablake Playing Fields for which it has an annual rental agreement. Training takes place on Wednesdays from 19:30-21:00 for all teams. Post-match refreshments are hosted at the Stag & Pheasant (a local public house).

¹² Berkswell & Balsall Common HC also fields a vets team which plays ad-hoc fixtures.

COVENTRY CITY COUNCIL PLAYING PITCH & OUTDOOR SPORT ASSESSMENT

Coventry University HC

The University fields two men's and one women's team in BUCS leagues with a playing base of approximately 100 members. It also previously fielded two women's teams but has seen a decline in the number of women interested in playing the sport. Matches are played on Wednesday afternoons (and not at weekends), whilst training takes place on Monday evenings from 6-10pm and on Sunday afternoons from 1-5pm. All matches and training sessions take place at Coventry University (The Place).

University of Warwick HC

The University fields four men's and three women's teams which play fixtures in both BUCS and MRHA leagues on Wednesdays and Saturdays, respectively. There are four hours of training per week, split across Monday and Friday evenings. All demand is located at University of Warwick (Westwood Campus).

Exported demand

There is no known displaced demand from Coventry into other neighbouring areas and as such all Coventry-based demand is catered for within the City.

Imported demand

Khalsa Leamington HC is considered to be based in Leamington Spa, although it has played home fixtures in Coventry for a number of years, via use of University of Warwick (Westwood Campus) and raises no issues with this. However, this remains as imported demand and if the Club's aspirations for its own site move forward, it is likely that all demand would return to Warwick.

Latent/unmet demand

No latent or unmet demand has been identified in Coventry. All clubs report that their current demand is being met.

Future demand

Growing participation is a key aim within EH's Strategic Plan and key drivers include working with clubs, universities, schools and regional and local leagues as well as developing opportunities for over 40s and delivering a quality programme of competition. Overall, it has an aim to double participation over the next ten years, meaning it does not consider team generation rates to provide an accurate representation of potential growth.

In relation to club aspirations, Coventry University HC aspires to field a second women's team again, whilst Khalsa Leamington HC also hopes to add another women's team. The latter indicates that it already has sufficient playing numbers to enable this.

Sikh Union Coventry HC reports no future demand.

Hockey Heroes

Hockey Heroes is a six-week hockey programme aimed at beginners (children aged five to eight) that not only focuses on helping children develop some physical hockey skills such as dribbling, passing and goal scoring, but also places as much emphasis on character development including teamwork, communication, perseverance, and respect.

COVENTRY CITY COUNCIL PLAYING PITCH & OUTDOOR SPORT ASSESSMENT

There are currently no Hockey Heroes courses operating in Coventry.

Back to Hockey

Back to Hockey sessions are fun, social, and informal and are aimed at people who either have not played for a number of years or that are looking to play for the first time. They are generally hosted by clubs, with EH providing guidance on how to deliver the programme.

Benefits of clubs being involved in Back to Hockey include:

- ◀ More members
- ◀ More casual players
- ◀ Additional income
- ◀ Extra publicity
- ◀ New volunteers

There are currently no Back to Hockey sessions operating in Coventry.

Walking hockey

Increasing in popularity, walking hockey is perfect for players looking for a less physically demanding version of the game but still enjoy showing their skills and being involved in the team and social aspect.

There are currently no walking hockey sessions operating in Coventry although Khalsa Leamington HC is reported to be hosting courses in the future.

Peak time demand

Generally, all senior hockey is played on a Saturday (with the expectation of BUCS League fixtures which take place midweek, usually Wednesday), whereas all junior hockey is played on a Sunday.

Usage

Taking all the above demand into account, it is clear that there is significant usage of the full size hockey suitable AGPs within Coventry, with all but one pitch in use by at least one hockey club.

In addition, some of the provision is also commonly used for other activities, most notably in terms of football, whether that be through formal training or via informal social use. For example, the pitch at Caludon Castle Sports Centre is not currently used for community hockey, with all identified usage coming from football-based demand.

The table below summarises the usage at sites providing full size hockey suitable pitches, comparing availability against hockey use and other activity as well as taking into consideration any remaining spare capacity. Spare capacity is considered to exist for matches if there are currently less than eight teams assigned to a pitch on a Saturday or Sunday (and if the remaining capacity is not being utilised for other purposes).

COVENTRY CITY COUNCIL PLAYING PITCH & OUTDOOR SPORT ASSESSMENT

Table 7.7: Usage of full size hockey suitable AGPs

| Site ID | Site name | Availability in the peak period | Usage comments | Capacity for hockey |
|---------|---|---------------------------------|---|---|
| 6 | Bablake Playing Fields | 26.5 | Used by Sikh Union Coventry HC and men's teams from Berkswell & Balsall Common HC. Some football usage also received. | Spare capacity for match and training demand. |
| 14 | Caludon Castle Sports Centre | 32 | Unused for hockey by the community, with all demand being football based, predominately during midweek timeslots. | Spare capacity for match and training demand although pitch improvements would be required before demand could be safely accommodated. |
| 38 | Coventry University (The Place) | 29 | Used by Coventry University HC and Coventry & North Warwickshire HC for matches and training for both clubs. | Spare capacity for one additional Saturday team; minimal spare capacity for training demand. |
| 139 | University of Warwick (Westwood Campus) | 29 | Used by Khalsa Leamington HC, Berkswell & Balsall Common HC's women's and junior teams and University of Warwick HC for matches and training. | At capacity for match and training demand. |

7.4: Supply and demand analysis

Match play analysis

It is suggested that a full size, sportslit pitch is able to accommodate four match equivalent sessions on one day. With teams playing on a home and away basis, this equates to one AGP being able to cater for eight 'home' teams at peak time (one team requires 0.5 match equivalent sessions per week on its 'home' AGP).

Using the above calculations, on the basis that there are six full size AGPs available which can accommodate hockey matches in Coventry, this provides a theoretical opportunity to accommodate up to 48 hockey teams across the City. However, quality issues mean the pitch at Caludon Castle Sports Centre should not be used for hockey, whereas the pitches at Bablake Playing Fields do not open to the community until 12:30pm on Saturdays, meaning that morning matches cannot be hosted at the site. As such, capacity across Coventry is reduced to around 32 teams.

COVENTRY CITY COUNCIL PLAYING PITCH & OUTDOOR SPORT ASSESSMENT

Table 7.8: Usage of full size hockey suitable AGPs

| Site ID | Site name | No. of pitches | Number of teams | |
|---------|---|----------------|--------------------|-----------------|
| | | | Potential capacity | Actual capacity |
| 6 | Bablake Playing Fields | 2 | 16 | 8 |
| 14 | Caludon Castle Sports Centre | 1 | 8 | 0 |
| 38 | Coventry University (The Place) | 1 | 8 | 8 |
| 139 | University of Warwick (Westwood Campus) | 2 | 16 | 16 |

With 32 senior teams currently provided across the clubs, this suggests that current supply is sufficient to accommodate demand, although no capacity remains for any increase in future demand.

For junior hockey matches, the need for pitches is generally less than it is for senior hockey. This is because younger age groups can play on half a pitch (meaning two fixtures can take place at one time) and because there are significantly fewer junior teams in Coventry than there are senior teams. As such, provision adequate to accommodate senior demand is also likely to be adequate to accommodate junior demand.

Training analysis

In terms of capacity for training, three AGPs are university owned and as such have high levels of internal usage which limits availability for training for community teams playing at the sites. That being said, there is seemingly sufficient capacity across the other pitches to accommodate all current training demand, with no clubs reporting any issues.

It is also worth noting that the shortfall of 3G pitches (see Part 3) results in football demand accessing the hockey suitable pitches. In many local authorities, such pitches require football activity to be financially stable; however, this is not necessarily the case in Coventry due to the strong presence of hockey. It is likely to only need consideration at Caludon Castle Sports Centre where there is no known hockey use.

Conclusion

There is currently a sufficient supply of hockey suitable pitches in Coventry, although there is no capacity for an increase in usage. As such, priority should be placed on protecting the pitches that are currently in use, and attempts should be made for this to be ensured through planning policy e.g., through having permitted development rights removed (meaning planning permission would be required for a surface change).

In addition, consideration should also be given to improving the picture. This can be done via increasing the opening hours of the pitches at Bablake Playing Fields and improving quality at Caludon Castle Sports Centre, if the pitch is to be retained for hockey.

Alternatively, consideration could be given to converting the pitch at Caludon Castle Sports Centre to 3G given that it is not currently required for hockey and given the 3G shortfalls identified in Part 3 of this report.

COVENTRY CITY COUNCIL PLAYING PITCH & OUTDOOR SPORT ASSESSMENT

Hockey summary

- ◀ There are six full size, sports lit AGPs suitable for competitive hockey in Coventry located across four sites.
- ◀ The pitch at Coventry University (The Place) and one pitch at University of Warwick (Westwood Campus) are two of the few water-based pitches supplied nationally.
- ◀ In addition, there are eight smaller-sized AGPs located across the City, although none are suitable for purposeful hockey demand.
- ◀ All six full size pitches are considered to be readily available to the community within the peak period, although availability is restricted at the University sites due to internal usage, and the pitches at Bablake Playing Fields have limited weekend opening hours.
- ◀ Based on the guidance of a ten-year carpet life, the pitch at Caludon Castle Sports Centre is in need of refurbishment and is assessed as poor quality.
- ◀ All remaining full size pitches are considered to be good or standard quality and are within their recommended lifespans.
- ◀ There are currently four community hockey clubs and two universities playing in Coventry, collectively consisting of 19 men's teams, 13 women's teams and six junior teams.
- ◀ There is no known exported demand from Coventry into neighbouring authorities, whereas Khalsa Leamington HC imports demand into Coventry from Warwick.
- ◀ It is clear that there is significant usage of the full size hockey suitable AGPs within Coventry, with all but one pitch (at Caludon Castle Sports Centre) in use by at least one hockey club.
- ◀ In addition, some of the provision is also commonly used for other activities, most notably in terms of football, whether that be through formal training or via informal social use.
- ◀ The current number of AGPs is sufficient to meet both match play and training demand, although only minimal spare capacity remains.
- ◀ It is also imperative that the AGPs that currently accommodate hockey demand are protected for future hockey use.
- ◀ Consideration should also be given to increasing the opening hours of the pitches at Bablake Playing Fields and improving quality at Caludon Castle Sports Centre, if the pitch is to be retained for hockey.

COVENTRY CITY COUNCIL

PLAYING PITCH & OUTDOOR SPORT ASSESSMENT

PART 8: OTHER GRASS PITCH SPORTS

This section focuses on other sports that are played on grass pitches and where some form of supply and/or demand in Coventry has been found. It does not include sports where no recent, formal activity has been identified in the City, although that is not to say that other sports have not been played historically, that they are not played informally or that some demand is not exported to where supply and demand exists outside of the area.

8.1: Gaelic football

Introduction

Gaelic football is governed nationally by the Gaelic Athletic Association (GAA) and in Coventry by Warwickshire GAA. It is a growing sport in the City and is particularly popular amongst its Irish community. The playing season runs from May until September.

Supply and demand

There are three Gaelic football clubs identified in Coventry:

- ◀ Four Masters GAA
- ◀ Roger Casements GAA.
- ◀ St Finbarrs GAA

St Finbarrs GAA plays at St. Finbarrs Sports Ground, where it fields a senior team as well as junior sections for both boys and girls. The site has a dedicated Gaelic football pitch as well as a smaller sized 3G pitch which accommodates some training demand. Both pitches are of a standard quality.

Four Masters GAA has a single senior team which plays at Ryona Engineering Supplies Stadium and trains on unmarked areas at Faber Fitness Club whilst accessing a clubhouse on Allesley Old Road. At Ryona Engineering Supplies Stadium, a good quality pitch is provided, although this over marks a youth and a mini football pitch. Nevertheless, this is considered to be manageable as the Gaelic football and football seasons run at separate times of the year.

Roger Casements GAA fields senior men's, senior women's and junior teams and also plays at Ryona Engineering Supplies Stadium in addition to training at the site. It has secured a long-term agreement with Sphinx Sports & Social Club for use of the pitch and the accompanying ancillary provision on site.

Supply and demand analysis

At St Finbarrs Sports Ground, the Gaelic football provision is sufficient to meet the demand from St Finbarrs GAA, with a dedicated pitch provided that likely has capacity for an increase in demand.

Conversely, the pitch at Ryona Engineering Supplies Stadium is heavily used by both Four Masters GAA and Roger Casements GAA for matches as well as by the latter for training. It is therefore considered to be overplayed, despite its good quality.

COVENTRY CITY COUNCIL

PLAYING PITCH & OUTDOOR SPORT ASSESSMENT

8.2: Kabaddi

Introduction

The sport is organised locally by the Coventry Asian Sports Federation which promotes opportunities for people of all ages across the community to participate in traditional Asian sports such as Kabaddi.

Supply and demand

An annual event known as the 'Coventry Kabaddi Cup' was previously hosted in the City although this is not known to have taken place since 2018. It is unclear as to why this is the case.

When last held, an unmarked grass area known as Morris Common was used, in Stoke Heath (CV2 4PS).

Supply and demand analysis

As unmarked grass areas can be used to host the sport, there is considered to be sufficient provision within Coventry for demand to return if enough exists for this to be warranted.

8.3: Lacrosse

Introduction

Lacrosse is a contact sport played using a small rubber ball and long-handled stick to catch and hold the lacrosse ball. It is governed nationally by English Lacrosse, which has the role of controlling, promoting and developing the sport nationally. Competitive matches are played on grass pitches or artificial grass pitches, with fixtures running from September through until April.

Supply and demand

The University of Warwick provides the only lacrosse demand in Coventry, fielding two men's and two women's teams in BUCS leagues. It also reports that it has significant intra-mural demand, stating that its lacrosse section is one of the largest sport sections within the University. All matches and training are undertaken at University of Warwick (Westwood Campus) on the site's 3G pitch.

Coventry University also previously fielded lacrosse teams although it has not done so since the 2019/20 season. It reports that insufficient demand existed for this continue.

Supply and demand analysis

With the 3G pitch at University of Warwick (Westwood Campus) used for all current lacrosse activity, supply for the sport is considered sufficient to meet demand. This is because there are no capacity limits as would be the case if grass provision was used.

COVENTRY CITY COUNCIL

PLAYING PITCH & OUTDOOR SPORT ASSESSMENT

8.4: Softball

Introduction

Softball, together with baseball, is governed by Baseball and Softball UK, which is currently aiming to build the number of teams playing regularly throughout the country. The sport has two varieties: slow-pitch softball and fast-pitch softball, with both operating in England from April until September.

Supply and demand

There is one softball club in operation in Coventry known as Coventry Blitz. The Club was formed on the back of Coventry Tigers folding in 2015 and it is the only slow-pitch softball club in the West Midlands.

The Club trains once per week on a marked out diamond at Bishop Ullathorne School, although Woodlands Sports Complex is also used outside of term time. It does not play matches within Coventry, outside of ad hoc friendlies, and instead regularly plays in tournaments and competitions around England at central venues.

In addition, Baseball Softball UK has previously delivered programmes at education sites across Coventry including Woodlands, Coventry Blue Coat, Ash Green, Cardinal Newman and Tile Hill Wood schools as well as at the University of Warwick.

Supply and demand analysis

With Coventry Blitz playing its matches outside of Coventry, supply within the City is sufficient to meet demand providing that the Club can continue to be accommodated at Bishop Ullathorne School and Woodlands Sports Complex (or at an alternative, suitable venue).

8.5: American football

Introduction

The British American Football Association (BAFA) is responsible for the governance of the sport which is continuing to grow in popularity in the UK. There are now hundreds of clubs and thousands of players competing regularly across the Country.

The American football season in England generally runs from May until September. Teams play either the full contact version of the sport or a version known as flag football, which follows the same principles but with the removal of a players' flag constituting a tackle. This makes it more suitable for younger players and beginners.

Supply and demand

American football was previously played in Coventry by a single club known as the Coventry Jets, with a pitch at West Coventry Academy used. The Club fielded a single senior team in the BAFA Community League before folding in 2018 due to a lack of players. Its remaining demand then merged with Etone Jaguars and relocated to Nuneaton & Bedworth.

Whilst the Club now plays outside of Coventry, its roots in the City means that it continues to cater for some localised and now exported demand.

COVENTRY CITY COUNCIL PLAYING PITCH & OUTDOOR SPORT ASSESSMENT

Supply and demand analysis

With no substantial demand for the sport identified, American football should not be a sport for the Council to prioritise in terms of facilities. It is, however, imperative that any demand that does exist is directed to clubs in nearby authorities (e.g., Etone Jaguars) to ensure that it can be catered for.

Other grass pitch sports summary

- ◀ There are three Gaelic football clubs identified (St Finbarrs GAA, Four Masters GAA and Roger Casements GAA).
- ◀ There is a dedicated Gaelic football pitch provided at St Finbarrs Sports Ground and an over marked pitch provided at Ryona Engineering Supplies Stadium.
- ◀ The Gaelic football pitch at St Finbarrs Sports Ground is sufficient to meet its demand, whereas the pitch at Ryona Engineering Supplies Stadium is overused.
- ◀ The University of Warwick provides the only lacrosse demand in Coventry, fielding two men's and two women's teams in BUCS leagues as well as intra-mural demand.
- ◀ The 3G pitch at the University's Westwood Campus accommodates all of its lacrosse-based demand and this sufficient to meet its needs.
- ◀ There is one softball club in operation in Coventry known as Coventry Blitz
- ◀ Coventry Blitz accesses a marked out softball diamond at Bishop Ullathorne School for its demand, although Woodlands Sports Complex also used outside of term time.
- ◀ With Coventry Blitz playing its matches outside of Coventry, softball supply within the City is sufficient to meet demand providing that the Club can continue to be accommodated at its currently used sites.
- ◀ American football was previously played in Coventry by a single club known as the Coventry Jets before it folded and merged with Etone Jaguars in Nuneaton & Bedworth.
- ◀ Any demand that exists within the City should be directed to clubs in nearby authorities to ensure that it can be catered for.

COVENTRY CITY COUNCIL PLAYING PITCH & OUTDOOR SPORT ASSESSMENT

PART 9: BOWLS

9.1: Introduction

Outdoor bowls in Coventry is played on a combination of flat and crown greens, with a typical season running from May until September. Bowls England is the NGB with overall responsibility for ensuring effective governance of flat green bowls, whilst the British Crown Green Bowling Association (BCGBA) governs crown green bowls.

Consultation

There are 20 clubs identified as currently using outdoor bowling greens in Coventry. Of these, 13 responded to consultation requests, equating to a response rate of 65%. A low response rate can be common when it comes to bowls clubs, with the response rate in Coventry being relatively high when compared with the national average.

Table 9.1: Summary of consultation

| Name of club | Format | Responded? |
|-------------------------|---------------|-------------------|
| Albany Social BC | Crown | Yes |
| Alvis BC | Crown | Yes |
| Avenue BC | Flat | No |
| Copsewood BC | Crown | Yes |
| Coundon BC | Crown | Yes |
| Dunlop BC | Crown | Yes |
| Foleshill Gas BC | Crown | Yes |
| Herberts/Coventrians BC | Crown | Yes |
| Jaguar BC | Flat | No |
| Keresley Coronation BC | Crown | No |
| Lime Tree Park BC | Crown | No |
| Matrix BC | Flat | Yes |
| Old Coventrians BC | Crown | Yes |
| Potters Green BC | Crown | Yes |
| Sphinx BC | Flat | Yes |
| Standard BC | Crown | Yes |
| Stoke BC | Flat | No |
| Stoke Coventry Club BC | Crown | No |
| Three Spires BC | Flat | No |
| Walsgrave BC | Crown | Yes |

9.2: Supply

There are 24 bowling greens in Coventry provided across 19 sites, all of which are available for community use. There are 15 crown greens and nine flat greens.

As seen in the table below, the largest offering of bowling greens in Coventry is seen in the North East and South West analysis areas, with both providing nine greens. A lower degree of provision is found in the North West and South East analysis areas, with both providing three greens.

COVENTRY CITY COUNCIL PLAYING PITCH & OUTDOOR SPORT ASSESSMENT

Table 9.2: Summary of the number of greens by analysis area

| Analysis area | Number of crown greens | Number of flat greens |
|---------------|------------------------|-----------------------|
| North East | 6 | 3 |
| North West | 2 | 1 |
| South East | 2 | 1 |
| South West | 5 | 4 |
| Total | 15 | 9 |

Disused provision

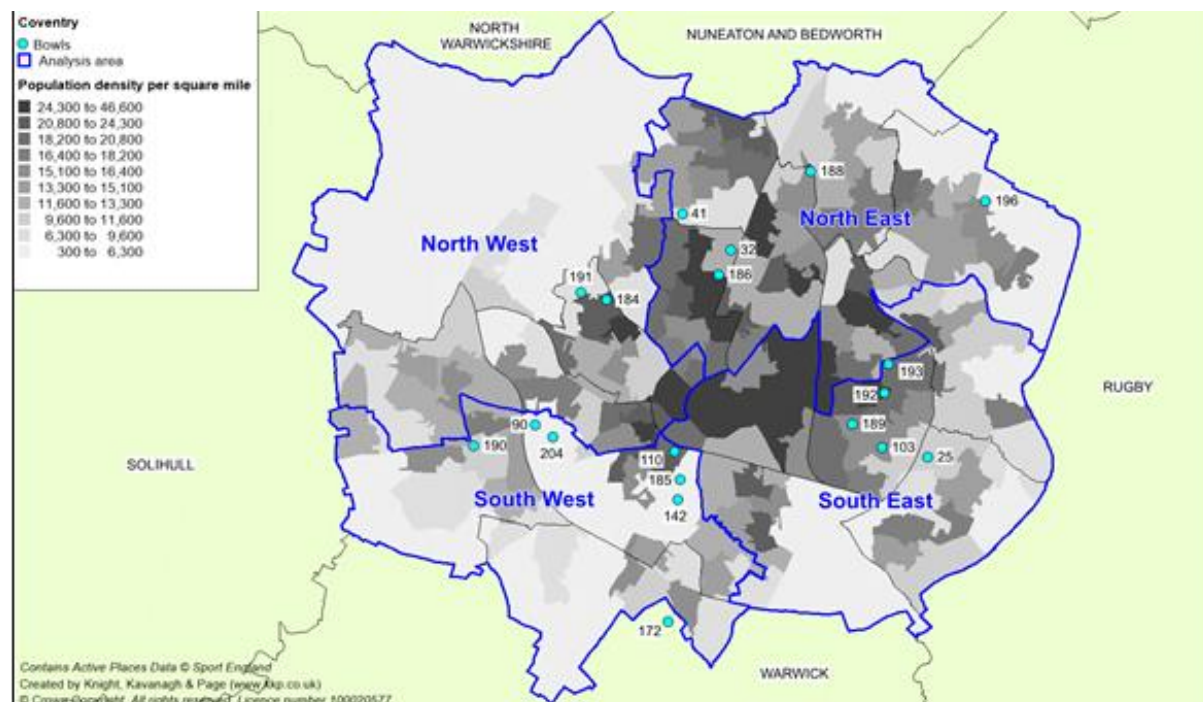
Three disused bowling greens are identified at two sites within Coventry. Two of these are located at The Highway Club (one flat and one crown), whilst the remaining green is at Bell Green Working Men's Club (flat).

At The Highway Club, the site is now subject to a planning application which would see the complete loss of the bowling greens (Ref: FUL/2021/2240).

In addition, two crown bowling greens previously located at Colliery Sports Ground have been lost since the previous PPS due to a residential development (Ref: DC/2021/1864). As a result of this development, an additional green has been created at Keresley Rugby Club (North Warwickshire).

Figure 9.1 below shows the location of all bowling greens currently servicing Coventry. For a key to the map, see Table 9.3.

Figure 9.1: Location of bowling greens in Coventry



COVENTRY CITY COUNCIL PLAYING PITCH & OUTDOOR SPORT ASSESSMENT

Table 9.3: Key to map

| Site ID | Site | Postcode | Analysis area | No. of greens | Type of green | Club user |
|---------|--|----------|---------------|---------------|---------------|--------------------------------|
| 25 | Copsewood Community Sports & Social Club | CV3 1JP | South East | 1 | Crown | Copsewood BC |
| 32 | Coventrians Rugby Club | CV6 4AF | North East | 1 | Crown | Herberts/Coventrians BC |
| 41 | Dunlop Sports & Social Club | CV6 4BE | North East | 2 | Crown | Dunlop BC |
| 90 | Old Coventrians Rugby Club | CV5 7AJ | South West | 2 | Flat Crown | Matrix BC & Old Coventrians BC |
| 103 | Ryona Engineering Supplies Stadium | CV3 1WA | South East | 1 | Flat | Coventry Sphinx BC |
| 110 | Spencer Park | CV5 6PA | South West | 1 | Crown | Albany Social BC |
| 142 | War Memorial Park | CV3 6PT | South West | 2 | Flat | - |
| 172 | Alvis Sports Club | CV3 6EG | South West | 1 | Crown | Alvis BC |
| 184 | Avenue Bowling Club | CV6 1GZ | North West | 1 | Flat | Avenue BC |
| 185 | The Three Spires Bowling & Sports Club | CV5 6PD | South West | 1 | Flat | Three Spires BC |
| 186 | Jaguar Bowls Club | CV6 3LS | North East | 1 | Flat | Jaguar BC |
| 188 | Foleshill Gas Club | CV6 6EN | North East | 1 | Crown | Foleshill Gas BC |
| 189 | Stoke Coventry Club | CV3 1FP | South East | 1 | Crown | Stoke Coventry Club BC |
| 190 | Lime Tree Park Club | CV4 9BQ | South West | 1 | Crown | Lime Tree Park BC |
| 191 | Coundon Social Club | CV6 1GP | North West | 2 | Crown | Coundon BC |
| 192 | Stoke Bowls Club | CV2 4AB | North East | 2 | Flat | Stoke BC |
| 193 | The Walsgrave Stonehouse | CV2 4AF | North East | 1 | Crown | Walsgrave BC |
| 196 | Potters Green Community Association | CV2 2RH | North East | 1 | Crown | Potters Green BC |
| 204 | Standard Triumph Club | CV5 6UB | South West | 1 | Crown | Standard BC |

COVENTRY CITY COUNCIL PLAYING PITCH & OUTDOOR SPORT ASSESSMENT

Ownership and management

As summarised below, where known, five clubs rent their greens whilst four have lease agreements in place. The remaining clubs own their playing facilities.

Table 9.4: Ownership/management arrangements of bowling clubs in Coventry (where known)

| Name of club | Ownership/management details |
|-------------------------|--|
| Albany Social BC | Rents the green at Spencer Park from the Council. |
| Alvis BC | The Club owns the green at Alvis Sports Club. |
| Copsewood BC | Rents the green at Copsewood Community Sports & Social Club. |
| Coundon BC | The Club forms part of Coundon Social Club which has a lease agreement with Coventry City Council, lasting until 2050. |
| Dunlop BC | The Club currently leases the green at Dunlop Sports & Social Club from Meggit. However, Meggit has recently relocated and sold its land for housing, albeit the greens will be retained as part of the development (Ref: FM/2020/0668). Dunlop BC is currently negotiating a new lease agreement as part of this. |
| Foleshill Gas BC | The Club forms part of Foleshill Gas Social Club which owns Foleshill Gas Club. |
| Herberts/Coventrians BC | Rents the green at Coventrians Rugby Club from Coventrians RUFC. |
| Lime Tree Park BC | Leases the green at Lime Tree Park Club with approximately 15 years left on the current agreement. |
| Matrix BC | Rents the green at Old Coventrians Rugby Club from Old Coventrians RUFC |
| Old Coventrians BC | The Club forms part of Old Coventrians RUFC which owns Old Coventrians Rugby Club. |
| Potters Green BC | The Club owns the green at Potters Green Community Association. |
| Sphinx BC | Rents the green at Ryona Engineering Supplies Stadium from Sphinx Sports & Social Club. |
| Standard BC | Leases the green at Standard Triumph Club although this agreement is said to only have a few years left. |
| Walsgrave BC | The Club owns the green at The Walsgrave Stonehouse. |

Of particular concern are the arrangements in place for Dunlop BC and Standard BC given that both are in lease agreements that are nearing expiry. Both greens are owned privately so new agreements should look to be secured as soon as possible to ensure that the relevant are protected for future use.

Standard BC indicates that Standard Triumph Club has struggled financially since the pandemic and is concerned that if the site closes, the green will be lost which would likely cause the bowls club to fold.

Quality

The quality of bowling greens across Coventry have been assessed via a combination of site visits (using non-technical assessments) and user consultation to reach and apply an agreed rating as follows:

- ◀ Good
- ◀ Standard
- ◀ Poor

COVENTRY CITY COUNCIL PLAYING PITCH & OUTDOOR SPORT ASSESSMENT

For bowling greens, the non-technical assessment considers several attributes of the site including the surrounding hard surfaces to the green, disability access, evenness, grass coverage and signs off unofficial use. For further detail regarding the criteria, please see Appendix 2.

Overall In Coventry, eight greens are assessed as good quality, six as standard quality and ten as poor quality. An overview of this can be seen in the table below.

Table 9.5: Summary of bowling green quality

| Site ID | Site | Analysis area | Type of green | Number of greens | Quality |
|---------|--|---------------|---------------|------------------|----------|
| 25 | Copsewood Community Sports & Social Club | South East | Crown | 1 | Poor |
| 32 | Coventrians Rugby Club | North East | Crown | 1 | Standard |
| 41 | Dunlop Sports & Social Club | North East | Crown | 2 | Standard |
| 90 | Old Coventrians Rugby Club | South West | Flat | 1 | Good |
| | | | Crown | 1 | Poor |
| 103 | Ryona Engineering Supplies Stadium | South East | Flat | 1 | Standard |
| 110 | Spencer Park | South West | Crown | 1 | Poor |
| 142 | War Memorial Park | South West | Flat | 2 | Poor |
| 172 | Alvis Sports Club | South West | Crown | 1 | Standard |
| 184 | Avenue Bowling Club | North West | Flat | 1 | Standard |
| 185 | The Three Spires Bowling & Sports Club | South West | Flat | 1 | Good |
| 186 | Jaguar Bowls Club | North East | Flat | 1 | Good |
| 188 | Foleshill Gas Club | North East | Crown | 1 | Good |
| 189 | Stoke Coventry Club | South East | Crown | 1 | Poor |
| 190 | Lime Tree Park Club | South West | Crown | 1 | Good |
| 191 | Coundon Social Club | North West | Crown | 2 | Poor |
| 192 | Stoke Bowls Club | North East | Flat | 2 | Good |
| 193 | The Walsgrave Stonehouse | North East | Crown | 1 | Poor |
| 196 | Potters Green Community Association | North East | Crown | 1 | Poor |
| 204 | Standard Triumph Club | South West | Crown | 1 | Good |

Flat greens

Nine flat greens have been assessed, five of which are rated as good quality, two as standard quality and two as poor quality. Each of the flat greens assessed as good quality shares similar qualities, with all six having an even surface, good quality boardings and surrounding areas, and minimal signs of wear and tear.

The poor quality greens are both located at War Memorial Park, where the surfaces are uneven and bare patches are visible. In addition, the site does not offer hard pathways to access the green and is instead surrounded by grass, which provides an obstacle for disabled access.

COVENTRY CITY COUNCIL PLAYING PITCH & OUTDOOR SPORT ASSESSMENT

Crown greens

15 crown greens have been assessed, with three rated as good quality, four as standard quality and eight as poor quality. Each of the four good quality crown greens offer a very even surface with very little if any signs of wear and tear.

Notwithstanding the above, despite being assessed as good quality, Foleshill Gas BC reports that the slabs around the green at Foleshill Gas Club have become loose and the Club is therefore exploring funding opportunities to correct this. It also aspires to install a water system to water the green.

In addition, Standard BC reports that its groundsman at Standard Triumph Club has recently left and that it has been unable to afford to employ a new one. As a result, it expects green quality to decline.

In terms of the poor quality greens, of particular concern is provision at The Walsgrave Stonehouse and Old Coventrians Rugby Club, where grass coverage was especially low (below 40%), and at Stoke Coventry Club, where Stoke Coventry BC has made a request to its league that no competitive games are allocated to the site due to its condition.

The green at Spencer Park is also assessed as poor quality, with Albany BC reporting that it is in need of repair and that weeds are becoming a prominent issue.

Ancillary provision

All greens and clubs in Coventry are serviced by some form of ancillary provision with the exception of Old Coventrians BC which is without access to the supporting facilities at Old Coventrians Rugby Club.

Of those with clubhouse facilities, eight sites are serviced by good quality provision, nine by standard quality provision and two by poor quality provision. A summary of this can be seen in the table below.

Table 9.6: Summary of ancillary facility quality

| Site ID | Site | Analysis area | Quality |
|---------|--|---------------|----------|
| 25 | Copsewood Community Sports & Social Club | South East | Good |
| 32 | Coventrians Rugby Club | North East | Standard |
| 41 | Dunlop Sports & Social Club | North East | Standard |
| 90 | Old Coventrians Rugby Club | South West | Poor |
| 103 | Ryona Engineering Supplies Stadium | South East | Standard |
| 110 | Spencer Park | South West | Poor |
| 204 | Standard Triumph Club | South West | Good |
| 142 | War Memorial Park | South West | Good |
| 172 | Alvis Sports Club | South West | Standard |
| 184 | Avenue Bowling Club | North West | Good |
| 185 | The Three Spires Bowling & Sports Club | South West | Good |
| 186 | Jaguar Bowls Club | North East | Standard |
| 188 | Foleshill Gas Club | North East | Standard |
| 189 | Stoke Coventry Club | South East | Good |
| 190 | Lime Tree Park Club | South West | Standard |
| 191 | Coundon Social Club | North West | Standard |

COVENTRY CITY COUNCIL PLAYING PITCH & OUTDOOR SPORT ASSESSMENT

| Site ID | Site | Analysis area | Quality |
|---------|-------------------------------------|---------------|----------|
| 192 | Stoke Bowls Club | North East | Good |
| 193 | The Walsgrave Stonehouse | North East | Good |
| 196 | Potters Green Community Association | North East | Standard |
| 204 | Standard Triumph Club | South West | Good |

The ancillary provision at Standard Triumph Club, Dunlop Sports & Social Club and Spencer Park are all noted as suffering from vandalism in the last year. Issues range from graffiti and fly tipping to breaking and entering and arson.

Alvis BC reports that its main hut at Alvis Sports Club is now 30 years old and needs regular maintenance to ensure that it remains in adequate condition, whilst Foleshill Gas BC has toilet facilities but is without a disabled toilet. It is looking to apply for funding to convert the cleaner's cupboard into a disabled toilet at Foleshill Gas Club.

Sphin BC notes that the facilities at Ryona Engineering Supplies Stadium are ageing, with low finances preventing it from maintaining the provision as it would like to.

Albany BC states that car parking is an issue at Spencer Park as there is only street parking near the site which has a three-hour limit.

Sports lighting

In Coventry, six greens across five sites are serviced by sports lighting. These are located at Copsewood Community Sports & Social Club, Dunlop Sports & Social Club (two greens), Lime Tree Park Club, Ryona Engineering Supplies Stadium and Potters Green Community Association.

Bowling greens with sports lighting provide additional capacity to those without, especially during evenings outside of the summer months. However, they are somewhat rare across the Country and therefore the level of provision in Coventry is good when compared with the national picture

9.3: Demand

There are 20 clubs using bowling greens in Coventry, with 14 crown green and six flat green clubs. Of the 13 clubs that have responded to consultation requests, there are a total of 572 members, equating to 386 senior men, 171 senior women and 15 juniors.

Table 9.7: Summary of club membership

| Club name | Format | Members | | | |
|-------------------------|--------|---------|-------|---------|-------|
| | | Men | Women | Juniors | Total |
| Albany Social BC | Crown | 32 | 12 | 1 | 45 |
| Alvis BC | Crown | 32 | 17 | - | 49 |
| Avenue BC | Flat | Unknown | | | |
| Copsewood BC | Crown | 32 | 6 | - | 38 |
| Coundon BC | Crown | 51 | 19 | 3 | 73 |
| Dunlop BC | Crown | 36 | 36 | 2 | 74 |
| Foleshill Gas BC | Crown | 23 | 12 | 1 | 36 |
| Herberts/Coventrians BC | Crown | 24 | - | - | 24 |
| Jaguar BC | Flat | Unknown | | | |

COVENTRY CITY COUNCIL PLAYING PITCH & OUTDOOR SPORT ASSESSMENT

| Club name | Format | Members | | | |
|------------------------|--------|------------|------------|-----------|------------|
| | | Men | Women | Juniors | Total |
| Keresley Coronation BC | Crown | Unknown | | | |
| Lime Tree Park BC | Crown | Unknown | | | |
| Matrix BC | Flat | 36 | 15 | - | 51 |
| Old Coventrians BC | Crown | 12 | 10 | 1 | 23 |
| Potters Green BC | Crown | 18 | 8 | 1 | 27 |
| Sphinx BC | Flat | 14 | 16 | 2 | 32 |
| Standard BC | Crown | 31 | 19 | 2 | 52 |
| Stoke BC | Flat | Unknown | | | |
| Stoke Coventry Club BC | Crown | Unknown | | | |
| Three Spires BC | Flat | Unknown | | | |
| Walsgrave BC | Crown | 45 | 1 | 2 | 48 |
| Total | | 386 | 171 | 15 | 572 |

The largest club is Dunlop BC with 74 members, followed by Coundon BC, with 73 members. Old Coventrians BC has the lowest membership with 23 members, followed by Herberts/Coventrians BC with 24 members.

The average club membership is 44.

Participation trends

In correlation to a national trend of declining membership, four of the 13 clubs that responded to consultation report a reduction in participation over recent years, primarily due to aging membership and no new members joining to replace them. However, Alvis BC indicates that it has seen an increase in membership since the women's and men's bowling sections in Coventry were amalgamated. This has allowed the Club to field an additional team due to its increased female demand.

All remaining clubs state that participation levels have remained static. That being said, due to the nature of the sport, even clubs with static membership continuously need to be bringing in new members in order to replace existing users who can no longer play.

Latent demand

Sport England's Segmentation Tool enables analysis of 'the percentage of adults that would like to participate in bowls but 'are not currently doing so'. The tool identifies latent demand of 527 people within Coventry, which is considerably higher than the neighbouring authorities, as highlighted in Table 9.7.

Table 9.7: Latent demand for bowls in Coventry and neighbouring local authorities

| Neighbouring Local Authorities | Latent demand for bowls |
|--------------------------------|-------------------------|
| Coventry | 527 |
| North Warwickshire | 123 |
| Nuneaton and Bedworth | 220 |
| Rugby | 176 |
| Solihull | 386 |
| Warwick | 235 |

COVENTRY CITY COUNCIL PLAYING PITCH & OUTDOOR SPORT ASSESSMENT

Notwithstanding the above, all clubs report that existing membership can be accommodated on the current level of provision available to them and that no potential members are being turned away due to capacity issues (no waiting lists are in place). As such, a lack of green capacity does not appear to be a determinate factor preventing people from playing.

Additional demand

Dunlop and Walsgrave bowls clubs report that their greens are also available for pay and play, in addition for use by members, although little external demand is received. This is also a key reason as to why most of the other clubs do not offer pay and play, with many stating it is not worthwhile as the greens would have to have a continuous onsite presence to manage any visitors.

Future demand

Using ONS projections the number of persons aged 65 and over is likely to significantly increase for the period up to 2040. Due to this age band being the most likely to play bowls, demand for greens could increase.

From consultation, five of the responsive clubs express and quantify some level of future demand. Across the clubs, this equates to future demand for 67 senior members and 14 junior members, with Coundon BC expressing the largest amount (30 seniors and eight juniors).

There is future demand for 56 crown green members and 25 flat green members.

Table 9.8: Summary of future demand expressed by clubs

| Club name | Format | Future demand (members) | |
|-------------------------|--------|-------------------------|-----------|
| | | Senior | Junior |
| Coundon BC | Crown | 30 | 8 |
| Herberts/Coventrians BC | Crown | 4 | 4 |
| Matrix BC | Flat | 20 | - |
| Sphinx BC | Flat | 5 | - |
| Walsgrave BC | Crown | 8 | 2 |
| Total | | 67 | 14 |

In addition to the above, Albany Social (N MIDS) BC expresses an aspiration to increase its membership but does not quantify this.

All clubs report that they hope to fulfil their future demand aspirations through either increased advertising, especially via social media, or through hosting open days.

9.4: Supply and demand analysis

The capacity of a bowling green is very much dependent on the leagues and the day that they operate. A green may have no spare capacity on an afternoon or evening when a popular league operates but may be unused for the rest of the week. However, in many cases, greens are used during the afternoons by Club members who bowl socially, with access a potential issue during peak times if membership is particularly high.

COVENTRY CITY COUNCIL PLAYING PITCH & OUTDOOR SPORT ASSESSMENT

Neither Bowls England nor the BCGBA have any specific guidance on bowling green capacity, stating that it can vary from site-to-site and from club-to-club. However, as a guide, both believe that any green used by at least 20 members is generally considered to be sustainable, whilst any green operating with a membership of over 60 may need additional resource to ensure that it is meeting its required level of demand.

In Coventry, two clubs are operating close to 20 members. These clubs should therefore be closely monitored to ensure that membership figures do not decrease to a level where they cannot effectively maintain green and ancillary provision quality and they should also be focus clubs for increasing participation. The clubs are Old Coventrians BC (23 members) and Herberts/Coventrians BC (24 members).

Conversely, Coundon BC and Dunlop BC are the only bowls clubs in Coventry that exceed 60 members, with 73 and 74 members respectively. These should also be monitored to ensure that the quantity and quality of their provision remains sufficient. Neither currently report any capacity issues.

All remaining clubs are considered to be adequately catered for and sustainable, taking into account both current and future demand.

Conclusion

There is currently a sufficient supply of bowling greens in Coventry to meet both current and future demand, although Old Coventrians, Herberts/Coventrians, Coundon and Dunlop bowls clubs may need support to ensure this remains the case. All other clubs have membership within capacity guidelines and none report any issues in terms of latent demand or accommodating future demand.

Bowls summary

- ◀ There are 24 bowling greens (17 crown greens, seven flat greens) in Coventry provided across 19 sites, all of which are available for community use.
- ◀ A total of three disused bowling greens are also identified, with these located at Bell Green Working Men's Club and The Highway Club.
- ◀ Overall, eight greens are assessed as good quality, six as standard quality and ten as poor quality.
- ◀ In terms of clubhouse facilities, eight sites are serviced by good quality provision, nine by standard quality provision and two by poor quality provision.
- ◀ Five of the greens are serviced by sports lighting, which represents a high proportion.
- ◀ There are 20 clubs using bowling greens in Coventry (14 crown and six flat).
- ◀ Of the 13 clubs that have responded to consultation requests, there are a total of 572 members, equating to 386 senior men, 171 senior women and 15 juniors.
- ◀ The average membership across the clubs is 44.
- ◀ In correlation to a national trend of declining membership, four clubs report a reduction in participation over recent years, whereas only one reports an increase (Alvis BC).
- ◀ Six of the responsive clubs express some level of future demand, equating to the potential growth of 67 senior members and 14 junior members.
- ◀ Two clubs offer pay and play access in addition to membership usage, although uptake is low.
- ◀ Where membership is known, two greens (at Dunlop Sports & Social Club and Coundon Social Club) are operating above the recommended capacity threshold.
- ◀ Conversely, two greens (at Old Coventrians Rugby Club and Coventrians Rugby Club) are operating close to the minimum recommended capacity.
- ◀ Supply is considered sufficient to meet demand, although Old Coventrians, Herberts/Coventrians, Coundon and Dunlop bowls clubs may need support to ensure this remains the case.

COVENTRY CITY COUNCIL PLAYING PITCH & OUTDOOR SPORT ASSESSMENT

PART 10: TENNIS

10.1: Introduction

The Lawn Tennis Association (LTA) is the organisation responsible for the governance of tennis and administers the sport locally across Coventry. It has recently restructured its strategic approach to target several national focus areas, with a priority on developing the sport at park sites.

Consultation

There are two tennis clubs in Coventry: Beechwood TC and Coventry & North Warwickshire TC. Neither of these clubs responded to consultation requests despite both being contacted on several occasions.

10.2: Supply

There are 153 tennis courts identified in Coventry across 30 sites. Of these, 75 courts across 15 sites are available for community use.

The largest offering of tennis courts is identified in the South West Analysis Area, with this containing 58 courts and 34 that are available. In contrast, the North West Analysis Area offers eight community available courts despite it having a further 21 that are unavailable.

Table 10.1: Summary of the number of courts by analysis area

| Analysis area | Courts available for community use | Courts unavailable for community use |
|-----------------|------------------------------------|--------------------------------------|
| North East | 14 | 19 |
| North West | 8 | 21 |
| South East | 19 | 14 |
| South West | 34 | 24 |
| Coventry | 75 | 78 |

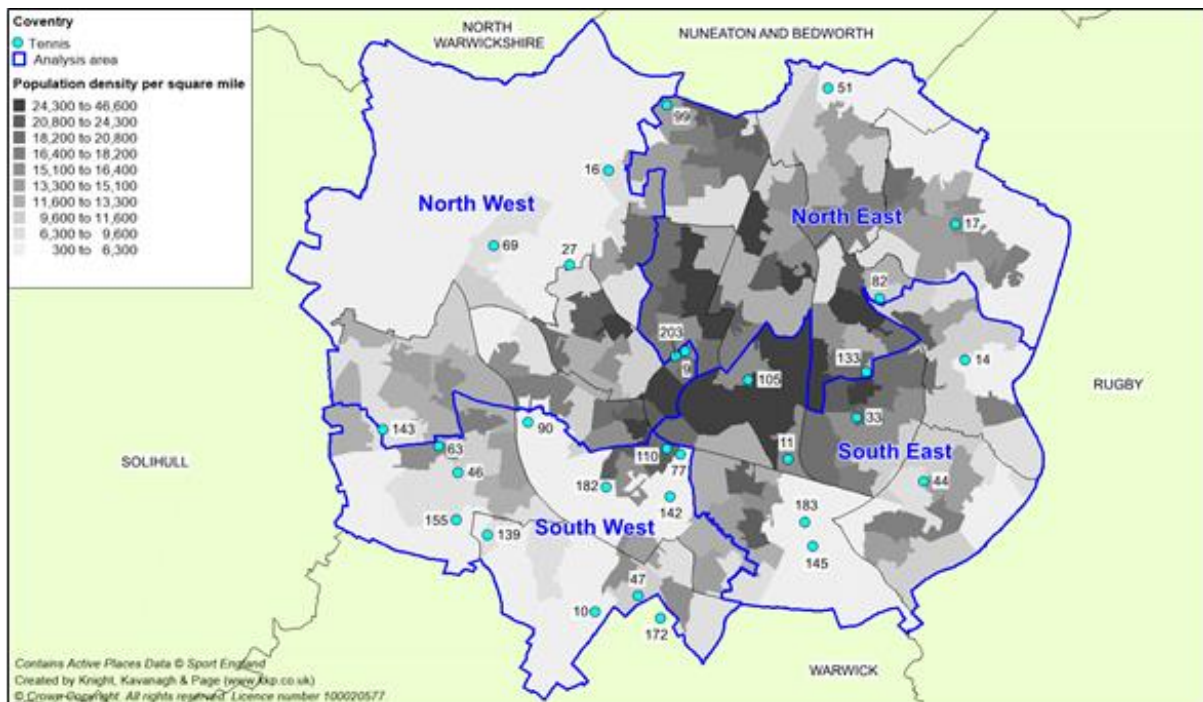
Please note that courts are classified as being available for community use provided that they are deemed to be easily accessible to the general population, either via pay and play or through a membership at a club (or a mixture of both). However, this is not applicable when the price of membership is significant enough to prevent inclusive access, as is considered to be the case at David Lloyd Club.

All remaining courts identified as being unavailable are located at school sites.

Figure 10.1 shows the location of the courts servicing Coventry, regardless of community use. For a key to the map, see Table 10.2.

COVENTRY CITY COUNCIL PLAYING PITCH & OUTDOOR SPORT ASSESSMENT

Figure 10.1: Location of tennis courts in Coventry



COVENTRY CITY COUNCIL PLAYING PITCH AND OUTDOOR SPORT ASSESSMENT REPORT

Table 10.2: Tennis courts in Coventry

| Site ID | Site name | Postcode | Analysis area | Ownership | Community use? | No. of courts | Sports lighting? | Court type | Court quality |
|---------|---|----------|---------------|-------------|----------------|---------------|------------------|------------|---------------|
| 9 | Barrs Hill School & Community College | CV1 4BU | North West | Education | No | 1 | No | Macadam | Poor |
| 10 | Bishop Ullathorne Catholic School | CV3 6BH | South West | Education | No | 10 | No | Macadam | Poor |
| 11 | Coventry Blue Coat School | CV1 2BA | South East | Education | No | 6 | No | Macadam | Good |
| 14 | Caludon Castle Sports Centre | CV2 5BD | South East | Education | Yes | 6 | Yes | Macadam | Standard |
| 16 | Cardinal Newman Catholic School | CV6 2FR | North West | Education | No | 9 | No | Macadam | Poor |
| 17 | Cardinal Wiseman Catholic School | CV2 2AJ | North East | Education | No | 9 | No | Macadam | Poor |
| 27 | Coundon Court School | CV6 2AJ | North West | Education | No | 2 | No | Macadam | Poor |
| 33 | Coventry & North Warwickshire Sports Club | CV3 1HB | South East | Sports Club | Yes | 1 | Yes | Artificial | Standard |
| | | | | | | 4 | Yes | Macadam | Good |
| 44 | Ernesford Grange Community Academy | CV3 2QD | South East | Education | Yes | 4 | No | Macadam | Good |
| 46 | Finham Park 2 | CV4 9WT | South West | Education | No | 2 | No | Macadam | Standard |
| 47 | Finham Park School | CV3 6EA | South West | Education | No | 11 | No | Macadam | Standard |
| 51 | Foxford School | CV6 6BB | North East | Education | No | 3 | No | Macadam | Standard |
| 63 | Hereward College | CV4 9SW | South West | Education | Yes | 3 | Yes | Artificial | Standard |
| 69 | Jaguar Leisure Centre | CV5 9PS | North West | Commercial | Yes | 2 | No | Macadam | Poor |
| 77 | King Henry VIII School | CV3 6AQ | North West | Education | Yes | 2 | No | Macadam | Good |
| 82 | Lyng Hall School Sports Centre | CV2 3JS | North East | Education | No | 2 | No | Macadam | Standard |
| 90 | Old Coventrians Rugby Club | CV5 7AJ | South West | Sports Club | Yes | 1 | Yes | Macadam | Poor |
| 99 | President Kennedy School | CV6 4GL | North East | Education | Yes | 10 | No | Macadam | Poor |
| | | | | | | 4 | No | Macadam | Good |
| 105 | Sidney Stringer Academy | CV1 5LY | South East | Education | Yes | 4 | Yes | Macadam | Standard |
| 110 | Spencer Park | CV5 6PA | South West | Council | Yes | 4 | No | Macadam | Poor |
| 133 | Stoke Park School & Community College | CV2 4JW | North East | Education | No | 5 | Yes | Macadam | Standard |
| 139 | University of Warwick (Westwood Campus) | CV4 7AL | South West | Education | Yes | 4 | Yes | Macadam | Good |

COVENTRY CITY COUNCIL PLAYING PITCH AND OUTDOOR SPORT ASSESSMENT REPORT

| Site ID | Site name | Postcode | Analysis area | Ownership | Community use? | No. of courts | Sports lighting? | Court type | Court quality |
|---------|----------------------------|----------|---------------|-------------|----------------|---------------|------------------|------------|---------------|
| 142 | War Memorial Park | CV3 6PT | South West | Council | Yes | 4 | Yes | Macadam | Good |
| | | | | | | 4 | No | Macadam | Good |
| 143 | West Coventry Academy | CV4 9PW | North West | Education | No | 9 | No | Macadam | Poor |
| 145 | Whitley Academy | CV3 4BD | South East | Education | No | 4 | No | Macadam | Standard |
| 155 | Xcel Leisure Centre | CV4 8DY | South West | Commercial | Yes | 6 | Yes | Macadam | Poor |
| 172 | Alvis Sports Club | CV3 6EG | South West | Sports Club | Yes | 1 | No | Macadam | Standard |
| 182 | Beechwood Lawn Tennis Club | CV5 6FQ | South West | Sports Club | Yes | 6 | Yes | Artificial | Good |
| | | | | | | 2 | Yes | Macadam | Good |
| 183 | David Lloyd (Coventry) | CV3 4BJ | South East | Commercial | No | 2 | Yes | Macadam | Good |
| | | | | | | 2 | Yes | Artificial | Good |
| 203 | Bablake School | CV1 4AU | North West | Education | No | 4 | Yes | Macadam | Standard |

COVENTRY CITY COUNCIL PLAYING PITCH AND OUTDOOR SPORT ASSESSMENT REPORT

Loss of provision

One of the two artificial courts located at David Lloyd (Coventry) is set to be lost in the near future after planning permission was granted for an outdoor swimming pool to be constructed on site (Ref: FUL/2021/3203).

Management and security of tenure

The table below highlights the management of tennis courts within Coventry. The majority are operated by schools, although only 36% of these are available for community use.

Table 10.3: Tennis courts by management type

| Community use? | Number of courts | | | |
|----------------|------------------|-----------|------------|------------|
| | Club | Council | Education | Commercial |
| Available | 15 | 12 | 41 | 8 |
| Unavailable | - | - | 73 | 4 |
| Total | 15 | 12 | 114 | 12 |

A total of 15 courts are managed by sports clubs, with these provided across Alvis Sports Club, Coventry & North Warwickshire Sports Club, Old Coventrians Rugby Club and Beechwood Lawn Tennis Club.

There are 12 courts operated by the Council, located at Spencer Park and War Memorial Park. This represents quite a low supply of local authority provision, especially for an authority the size of Coventry.

Court type

Most outdoor tennis courts in Coventry have a macadam surface, with 141 being of this type and 51 of these being available for community use. The estimated lifespan of a macadam court is ten years, depending on levels of use and maintenance levels. To ensure courts can continue to be used beyond this time frame, it is recommended that a sinking fund is put into place for eventual refurbishment.

The remaining 12 courts have an artificial surface, with six of these provided at Beechwood Lawn Tennis Club, three at Hereward College, two at David Lloyd and one at Coventry & North Warwickshire Sports Club. The estimated lifespan of such provision is similar to that of a macadam surface, although it generally allows for greater levels of access, especially during inclement weather spells. Nevertheless, the cost of resurfacing the courts is usually more expensive and more regular maintenance is required, in part due to them often catering for multi-sport activity (e.g., football and hockey usage).

Sports lighting

Courts with sports lighting enable use throughout the year and are identified by the LTA as being a key priority for growing participation nationally. The LTA reports that floodlights allow for a 35% increase in available court time on an annual basis.

In Coventry, 54 of the tennis courts are serviced by sports lights, representing just 35% of the provision. Of these, 41 are considered to be available for community use (the courts at Bablake School, David Lloyd Club and Stoke Park School & Community College are not considered to be available).

COVENTRY CITY COUNCIL

PLAYING PITCH AND OUTDOOR SPORT ASSESSMENT REPORT

A lack of sports lighting at many of the school sites presents a key reason as to why many of the courts are unavailable for community use. Many of the providers state that making them available for lettings would not be financially viable as usage would be limited, although the LTA does offer solutions to help overcome this including initiatives such as Clubspark and Gate Access (detailed further on). Only 16% of non-sports lit courts are accessible to the community compared to 78% of sports lit courts.

Access to courts with sports lighting is considered particularly key for clubs as it allows for more usage of provision, which in turn can help accommodate more members. To that end, it must be noted that both clubs in Coventry have access to sports lit courts.

LTA Quick Access Loan Scheme

The LTA's facility loan scheme provides interest free loans from £25,000 up to £250,000. The funding stream will prioritise investment into low-cost indoor structures and sports lights to enable communities to grow participation by accessing all year-round facilities. The objectives of the fund are:

- ◀ To provide indoor or sports lit and year-round playing facilities to encourage community accessible play all year
- ◀ To enhance facilities to create better playing environments to encourage play all year (link to 'what we will fund')
- ◀ To retain and increase the number of participants at the venue
- ◀ To offer and increase both non-member pay and play usage and coaching opportunities
- ◀ To grow the numbers of adults and juniors on the coaching programme
- ◀ To provide online booking through ClubSpark with courts available through LTA Rally.

Over markings

Tennis courts, particularly within schools, are often over marked by netball, basketball and/or football courts. Courts which are over marked tend to receive higher levels of use which can be detrimental to quality over time, as well as creating capacity issues if there is community demand from more than one sport.

In Coventry, 111 courts are overmarked by netball provision, with all of these located at school sites where curriculum activity makes this necessary. For more information, see Part 11 of this report.

Quality

The quality of tennis courts has been informed through non-technical site assessments and consultation with providers to assign each court a rating of good, standard or poor. Key aspects informing the findings include surface quality, grip underfoot, line marking quality, evenness and evidence of inappropriate use (e.g. vandalism and/or littering).

For the full assessment criteria, please refer to Appendix 2.

Of the courts in Coventry, 44 are assessed as good quality, 46 as standard quality and 63 as poor quality. A total of 34 of the good quality courts are available for community use, whilst only 18 standard and 23 poor quality courts are.

COVENTRY CITY COUNCIL PLAYING PITCH AND OUTDOOR SPORT ASSESSMENT REPORT

Table 10.4: Quality of tennis courts in Coventry

| Community use? | Quality | | |
|----------------|-----------|-----------|-----------|
| | Good | Standard | Poor |
| Available | 34 | 18 | 23 |
| Unavailable | 10 | 28 | 40 |
| Total | 44 | 46 | 63 |

The courts assessed as poor quality are located at the following sites:

- ◀ Barrs Hill School & Community College
- ◀ Bishop Ullathorne Catholic School
- ◀ Cardinal Newman Catholic School
- ◀ Cardinal Wiseman Catholic School
- ◀ Jaguar Leisure Centre
- ◀ President Kennedy School
- ◀ Old Coventrians Rugby Club
- ◀ Spencer Park
- ◀ West Coventry Academy
- ◀ Xcel Leisure Centre

Issues recorded at these sites during assessments include poor grip underfoot, the presence of moss, worn line markings and loose gravel, with maintenance also considered to be basic and infrequent at most of these sites. This leads to further deterioration in quality.

Only one of the sites containing poor quality courts is operated by the Council (Spencer Park). Improving such courts is currently a national priority for the LTA, with a focus on suitable sites that cater for high levels of recreational demand or that have the potential to do so. This is especially the case if the provision is serviced (or could be serviced) by changing facilities and sports lighting, whereby a sustainable tennis programme could be supported. The Council has recently secured LTA funding to resurface the four courts on site and is also exploring options to replace the fencing surrounding the courts. It is expected these improvements will be completed in the next 12-18 months.

In contrast to the poor quality courts, the courts at Coventry & North Warwickshire Sports Club, Coventry Blue Coat School, Ernesford Grange Community Academy, King Henry VIII School, University of Warwick (Westwood Campus), War Memorial Park, Beechwood Lawn Tennis Club and David Lloyd (Coventry) are assessed as good quality. This means that both clubs in Coventry are serviced by good quality courts.

Renovation fund¹³

The LTA has secured a £22 million investment fund to be put into public tennis courts across Britain, together with an £8.5 million investment from the LTA. This will see thousands of public park tennis courts that are in poor or unplayable condition improved for the benefit of the local communities.

The LTA's ambition is to drive participation across park tennis sites, as well as ensuring the future sustainability of these facilities. As well as paying for the refurbishment of public park courts, the new investment will also pay for the implementation of sustainable operating models for the facilities, with specialist programmes and support to ensure courts are both affordable and utilised.

¹³ <https://www.gov.uk/government/news/30-million-package-to-refurbish-4500-public-tennis-courts-in-deprived-parts-of-uk-announced>

COVENTRY CITY COUNCIL

PLAYING PITCH AND OUTDOOR SPORT ASSESSMENT REPORT

Ancillary provision

Ancillary facilities servicing both Beechwood and Coventry & North Warwickshire tennis clubs are assessed as good quality, with no issues identified.

For non-club courts, ancillary provision is generally considered to be problematic, although good quality ancillary facilities are provided at War Memorial Park. Whilst most of the other sites do provide changing facilities and/or toilets, they are not specific for tennis and are generally too far away from the courts to be realistically used. Often, the facilities predominately service football/cricket pitch users and therefore are not readily available or suited to tennis court users. In some instances, quality is also poor.

Insight from the LTA indicates good quality ancillary facilities such as toilets, changing rooms and cafes encourage players to visit community available provision and stay for extended periods of time. Therefore, a potential way to increase usage of such provision would be to invest in suitable ancillary amenities, which can then also provide a source of income.

10.3: Demand

It is reported that demand for tennis provision during the Covid-19 pandemic has increased substantially compared to prior levels when court restrictions have not been in place (potentially linked to tennis being one of the first sports to be allowed to resume). This should therefore be monitored moving forward to ensure that any growth can be accommodated for if the increases are sustained.

Competitive tennis

There are two tennis clubs in Coventry which collectively cater for 651 members. Beechwood TC has 454 members whilst Coventry & North Warwickshire TC has 197 members.

Informal and parks tennis

Demand for tennis at War Memorial Park and Spencer Park is relatively high when compared to local authority courts nationally, with both sites forming part of the LTA's Clubspark scheme (detailed below). However, it must also be noted that this is likely to be a consequence of them being the only two council-operated sites in Coventry rather than demand being high in general.

No other court providers report high levels of community access, including the various education providers. Whilst this usage can be difficult to quantify, it is generally at its highest during summer months, especially following events such as Wimbledon where demand is likely to increase for recreational play and play. It is believed by many that a lack of demand is a direct result of quality issues and/or a lack of sports lighting, as well as other courts being available for cheaper.

ClubSpark – Improving the booking process

ClubSpark is a flexible and simple venue management platform with multiple products and applications to help venues, local authorities and coaches manage their sport. ClubSpark is a tool that is offered for free as part of LTA venue registration and allows administrators to manage all functions at their venue(s), including:

- ◀ Managed website - create and manage a mobile friendly website tailored to LA/club requirements to promote events and activities.
- ◀ Managed coaching – set up coaching lessons and courses online.

COVENTRY CITY COUNCIL

PLAYING PITCH AND OUTDOOR SPORT ASSESSMENT REPORT

- ◀ Membership management - improve membership engagement by making it easier for the venue and for members to pay, renew and keep in touch (includes online payments, direct debits and the monitoring of revenue streams; membership modules can also be used to take season ticket payments for venues operating a non-traditional annual facility fee).
- ◀ Organise payments - set the way payments are taken, whether it's immediate pay and play, or bookable as part of a membership package
- ◀ Court bookings – reduced administration for managing bookings; give staff, coaches, members and the general public access to book and pay for courts, classes or other resources online.
- ◀ Scheduling - set unique booking and price rules to suit the venue and enable lights to switch on/off automatically when linked to the LTA Premium Gate Access system.
- ◀ Book and pay remotely - customers can make bookings and payments for a venue anytime, anywhere via the real-time booking app.
- ◀ Reporting - ClubSpark allows administrators to view reports highlighting income, court usage, revenue and number of members and season ticket holders; this allows for identification of trends and patterns and evidence to demonstrate participation levels and impact.

Rally

Rally is an aggregator that collects all booking and coaching information via ClubSpark pages and displays it for participants in one easy to view page. It allows players to search for venues close to them and provides booking options, removing the barriers of not knowing where courts are or how to book.

Rally provides a helpful customer journey, with a personal profile to review and manage bookings, and helpful reminders. Courts can be set to book for free of charge or at a fee agreed by the provider.

Smart Access

The LTA has developed two Smart Access gate access systems that work in association with ClubSpark to secure courts and to allow access to booked customers only. Members of the public can book a court online (making payment if required) and receive a four digit access code via email to enter using a courtside keypad. The gate access system then allows entry for the time booked if a correct code is entered.

There are two gate options available: SmartAccess Premium and SmartAccess Lite. The demands and needs of users plus the setup of the venue determines the most appropriate system for each site.

Nationally, the LTA report that in the last three years, sites with a gate access system installed have attracted 64,841 unique players, leading to 609,671 courts being booked. This has generated income of over £1 million.

Additional demand

The LTA operates various tennis initiatives across the Country which results in some courts receiving additional demand. Furthermore, there are other formats away from traditional tennis that can result in increased usage. These are all detailed below.

Parks tennis

Parks tennis leagues are less formal in comparison to established club play, offering greater flexibility and an opportunity for all abilities to engage in competition at local venues. The

COVENTRY CITY COUNCIL PLAYING PITCH AND OUTDOOR SPORT ASSESSMENT REPORT

leagues are run by Local Tennis Leagues and are available to all aged 18 years and above, with administration and support based online. Players are organised into mixed sex leagues of eight based on similar ability levels, with matches arranged between the two players at whatever time and court is agreed. The flexibility of play is conducive to the use of park sites which are typically more easily accessible.

In Coventry, a league is in operation at War Memorial Park with seven current participants.

LTA Youth Red

This is the fun starter course for children who have never played the sport before or may have played very little. Packed full of fun games and training drills, it also gives parents the chance to join in too. For £34.99, kids get six weeks coaching by an LTA Accredited coach, along with a free racket, pack of balls and personalised t-shirt so that they can continue playing.

There is currently a single LTA Youth Red session operating in Coventry, located at Beechwood Lawn Tennis Club.

Tennis for Free

Tennis for Free is a community sports charity that works in partnership with the LTA. The charity delivers free, fully inclusive weekly coaching sessions for all ages and abilities in local communities across the UK, especially those in low-income areas.

Tennis for Free offers a package for local authorities and court operators that includes financial support for local LTA Accredited coaches to deliver the sessions, tennis equipment for attendees and coaches and promotional support. Sessions are typically delivered across three courts, although the charity have recently launched 'Tennis for Free Lite', available to clubs that wish to open their doors to non-members.

Through its offer, Tennis for Free aims to:

- ◀ Reinvigorate under-used public facilities
- ◀ Make tennis a sport for all
- ◀ Make tennis more financially accessible in the UK
- ◀ Improve the physical and mental wellbeing of local communities through tennis

No Tennis for Free sessions currently operate in Coventry.

LTA Big Tennis Weekend

The LTA Big Tennis Weekend is an LTA initiative which all registered venues can access. Clubs and venues have the ability to sign up to host open days, which are free of charge, and create a relaxed and welcoming environment for those new to tennis to participate. This in turn can potentially lead to the clubs attracting new members.

The LTA hosts three dedicated weekends a year (in May, July and September) that are the UK's biggest public tennis events. Furthermore, venues are able to run additional events outside these dates and will benefit from their events being promoted on the national LTA campaign website. All clubs running an open day are asked to promote a follow-on offer to all attendees, such as a reduced rate introductory membership or a number of free coaching sessions, to encourage people to continue playing after the event.

No sites in Coventry currently host or are scheduled to host a Big Tennis Weekend.

COVENTRY CITY COUNCIL

PLAYING PITCH AND OUTDOOR SPORT ASSESSMENT REPORT

LTA Youth Programmes

The LTA provides children with the perfect opportunity to learn the fundamentals of tennis at an early age. Designed for children aged between 4-10, mini tennis utilises smaller courts, nets and rackets as well as lower-bouncing tennis balls to develop vital tennis skills and techniques.

The game is split out into three levels, with the LTA stating that each stage has key aims and goals as follows:

- ◀ Red (Stage 3): 4-8 year olds – serve, rally and score
- ◀ Orange (Stage 2): 8-9 year olds – develop a rounded game
- ◀ Green (Stage 1): 10 year olds – put skills to the test

Eight dedicated mini tennis courts have been identified in Coventry, located at Sidney Stringer Academy, War Memorial Park and Beechwood Lawn Tennis Club.

Padel

One of the LTAs key strategies is to find new ways to grow participation and padel is an innovative format of tennis that is fun, flexible, easy to play and extremely sociable. Padel is played mainly in a doubles format on an enclosed court about a third of the size of a tennis court and can be played in groups of mixed ages and abilities, as it is not power dominant. The rules are broadly the same as tennis, although you serve under-arm and the walls are used as part of the game with the ball allowed to bounce off them.

One of the fastest growing sports across Europe, it has also been integrated into the LTA and is now recognised as a format of tennis. This has provided a platform to facilitate the growth of the sport, with tennis venues throughout Great Britain exploring the potential opportunities it can bring to a facility.

There are currently no padel tennis courts in Coventry; however, Coventry & North Warwickshire TC aspires to install two padel courts at Coventry & North Warwickshire Sports Club. The Club is currently considering where these courts could be located, with a section of the car park potentially being lost to accommodate the courts on site. The LTA would be supportive of this development.

Nationally, Goals Soccer Centres are looking to provide padel courts at some of their venues. Whilst an aspiration for courts to be provided at Goals Soccer Centre in Coventry has not been noted, the Council reports it is looking to increase the amount of tennis provision in the North East Analysis Area, where the site resides. Therefore, the Council would be supportive of the provision of padel courts at Goals Soccer Centre, should there be demand to provide this.

It should also be noted that despite residing in the South East Analysis Area, Coventry & North Warwickshire Sports Club lies close to the border of the North East Analysis Area and therefore can also cater for demand from the North East Analysis Area.

Latent/unmet demand

Latent demand for tennis nationally is reported to be high by the LTA, which has an insight tool that suggests that 18% of the five million players that pick up a racket each year would play more often if key barriers such as poor promotion of opportunities to get on court, unclear booking journeys (especially those that are 'offline') and low quality facilities were addressed.

COVENTRY CITY COUNCIL

PLAYING PITCH AND OUTDOOR SPORT ASSESSMENT REPORT

Furthermore, the LTA conducted some research to understand how the public feels about tennis and the main barriers to accessing the sport. The research was split into club, community and education sectors, the headline findings of which are below:

- ◀ Around five million people play once per year with the majority of this in parks.
- ◀ 46% of tennis played by those 14 years is on park courts.
- ◀ 80% of those that do not play tennis but would like to see parks as their first option.
- ◀ Barriers preventing use of courts located in parks include the quality of the courts, ease of booking and the number of courts available to play.
- ◀ Demand for tennis amongst those who stopped playing in the last five years is from 14 upwards.
- ◀ Although there is demand for tennis amongst working class individuals, the highest latent demand is from upper middle, middle and lower middle classes.

Further research carried out by the LTA suggests that many more people would play tennis if they knew where courts were located, particularly local authority courts. Its assertion is that better promotion would increase demand.

In addition, Sport England's Segmentation Tool enables analysis of the percentage of adults that would like to participate in tennis but that 'are not currently doing so'. The tool identifies latent demand of 5,539 people within Coventry, which is considered large when comparing it against the surrounding local authorities identified in the table below.

Table 10.5: Latent demand for tennis in Coventry and neighbouring local authorities

| Neighbouring Local Authority | Latent demand for tennis |
|------------------------------|--------------------------|
| Coventry | 5,539 |
| North Warwickshire | 1,182 |
| Nuneaton and Bedworth | 2,181 |
| Rugby | 1,709 |
| Solihull | 3,921 |
| Warwick | 2,873 |

Future demand

As neither Beechwood nor Coventry & North Warwickshire tennis clubs responded to consultation, it is not known whether either club aspires to add further members.

Away from club-based demand, it is considered that all remaining future demand will be picked up via the latent/unmet demand noted above and attracted to non-club and particularly local authority courts.

10.4: Supply and demand analysis

For club-based tennis, the LTA suggests that a non-sports lit court can accommodate a maximum of 40 members, whereas court with sports lighting can accommodate 60 members. Using this, the table below identifies the capacity balance at all sites currently used by clubs, taking into account current demand.

COVENTRY CITY COUNCIL PLAYING PITCH AND OUTDOOR SPORT ASSESSMENT REPORT

Table 10.6: Capacity analysis (club courts)

| Site ID | Site | Club users | Current demand (members) | Capacity (members) | Current capacity balance |
|---------|---|----------------------------------|--------------------------|--------------------|--------------------------|
| 33 | Coventry & North Warwickshire Sports Club | Coventry & North Warwickshire TC | 197 | 300 | 103 |
| 182 | Beechwood Lawn Tennis Club | Beechwood TC | 454 | 480 | 26 |

As shown, supply is seemingly sufficient to meet club-based demand, although it may become problematic at Beechwood Lawn Tennis Club if it experiences what would be considered reasonable levels of growth.

Away from clubs, as no courts are identified as having any capacity issues, it could be suggested that supply is sufficient to meet demand. However, in reality, this is unlikely to be case given the large of amount of unmet and latent demand that is evidenced both nationally and in Coventry. Precedence should therefore be placed on improving the supply in ways that can attract and better accommodate more users, with particular focus on publicly available sites that accommodate or can accommodate multiple courts and adequate ancillary facilities.

COVENTRY CITY COUNCIL

PLAYING PITCH AND OUTDOOR SPORT ASSESSMENT REPORT

Tennis summary

- ◀ There are a total of 153 tennis courts identified in Coventry across 30 sites, with 75 courts categorised as being available for community use at 15 sites.
- ◀ The majority of courts are operated by schools, although only 36% of these are available for community use, whilst only 12 courts are operated by the Council.
- ◀ The large majority of courts have a macadam surface, with 141 being of this type compared to the remaining 12 having an artificial surface.
- ◀ In total, 54 of the courts are serviced by sports lights, representing just 35% of the provision, although this includes all courts servicing clubs.
- ◀ Of the courts, 44 are assessed as good quality, 46 as standard quality and 63 as poor quality.
- ◀ The ancillary facilities servicing Beechwood and Coventry & North Warwickshire tennis clubs are assessed as good quality, whilst the provision is generally considered to be problematic at non-club sites with the exception of War Memorial Park.
- ◀ There are two tennis clubs in Coventry.
- ◀ Beechwood TC has 454 members, whereas Coventry & North Warwickshire TC has 197 members.
- ◀ Away from clubs, demand for tennis at War Memorial Park and Spencer Park is relatively high when compared to local authority courts nationally, with both sites forming part of the LTA's Clubspark scheme.
- ◀ No other court providers report high levels of community access, including the various education providers.
- ◀ A Local Tennis League is in operation in Coventry at War Memorial Park, whilst Beechwood TC operated LTA Youth Start.
- ◀ Eight dedicated mini tennis courts have been identified, located at Sidney Stringer Academy, War Memorial Park and Beechwood Lawn Tennis Club, whereas there are no padel courts despite demand growing nationally. Coventry & North Warwickshire TC aspires to install two padel courts at Coventry & North Warwickshire Sports Club.
- ◀ Supply is seemingly sufficient to meet club-based demand, although it may become problematic at Beechwood Lawn Tennis Club if it experiences reasonable levels of growth.
- ◀ Away from clubs, although no courts are identified as having any capacity issues, precedence should be placed on improving the supply in ways that can meet the high levels of unmet and latent demand identified.

COVENTRY CITY COUNCIL PLAYING PITCH AND OUTDOOR SPORT ASSESSMENT REPORT

PART 11: NETBALL

11.1: Introduction

England Netball is the governing body with overall responsibility for ensuring the effective governance of the sport.

Whilst often played indoors, there are far more outdoor courts provided and in use by the netball community than there are indoor. Nationally, England Netball reports that the challenge is that the supply of outdoor netball courts is generally not of a good enough standard for use by the community, whilst accessibility can also be problematic.

Consultation

Information to inform this section of the report was primarily obtained through discussions with England Netball. In addition, six of the 10 netball clubs in Coventry responded to consultation requests (60%).

Table 11.1: Summary of consultation response

| Club name | Response received |
|---------------------------|-------------------|
| Alec High NC | No |
| Alvis NC | No |
| Copsewood Diamonds NC | No |
| Coventry & North Warks NC | Yes |
| Coventry Sphinx NC | Yes |
| Earlsdon Highway NC | Yes |
| Ernesford Grange NC | Yes |
| Godiva NC | Yes |
| Henley NC | No |
| Jaguar Cars NC | Yes |

11.2: Supply

There is a large supply of outdoor netball courts across Coventry, with 95 identified across 28 sites. Of these, 64 courts at 19 sites are available for community use; however, some of these courts are without sports lighting which limits usage during winter months. All of the courts that are unavailable for community use are located at education sites.

The South East and South West analysis areas provide the largest number of courts, each with 28, although only 15 of these are available to the community in the South East, whereas 26 courts in the South West Analysis Area are accessible. The North West Analysis Area hosts the fewest number of courts with 19 in total but the North East Analysis Area has the fewest community available courts with ten.

Table 11.1: Summary of the number of courts by analysis area

| Analysis area | Courts available | Courts unavailable |
|---------------|------------------|--------------------|
| North East | 10 | 10 |
| North West | 13 | 6 |
| South East | 15 | 13 |
| South West | 26 | 2 |

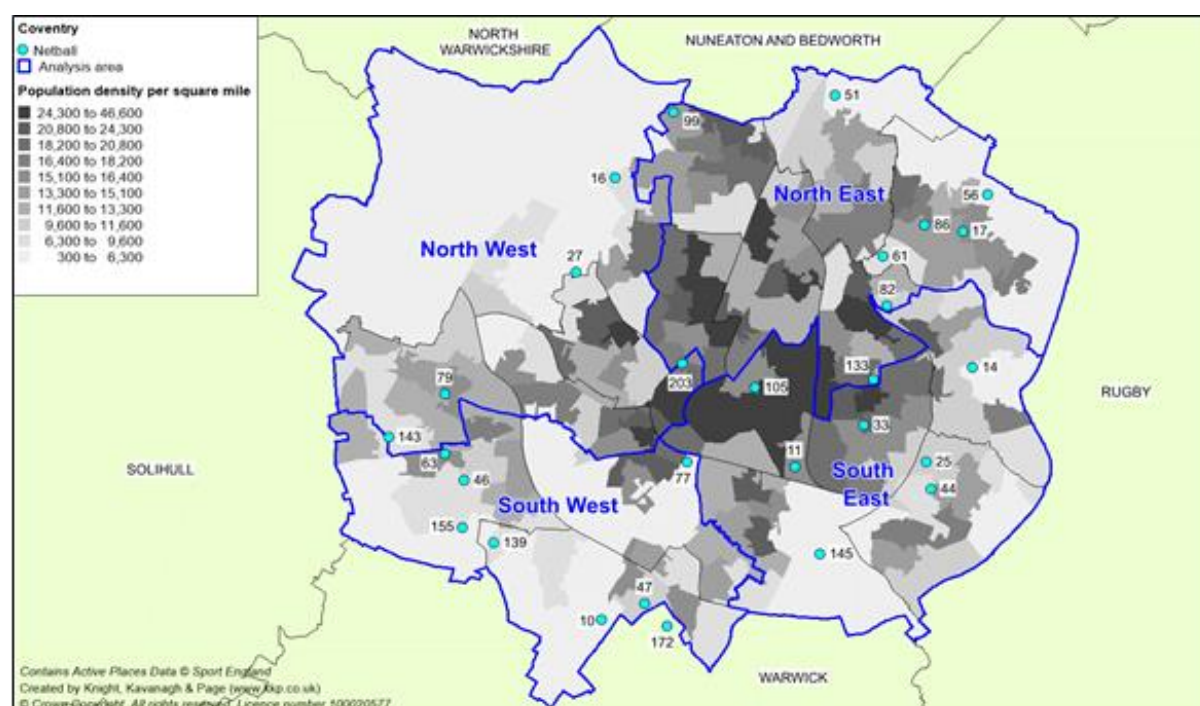
COVENTRY CITY COUNCIL PLAYING PITCH AND OUTDOOR SPORT ASSESSMENT REPORT

| Analysis area | Courts available | Courts unavailable |
|---------------|------------------|--------------------|
| Total | 58 | 37 |

Please note that courts located at primary schools are not included in the above figures unless they are provided within a dedicated area. This is because they are otherwise marked out within generic playgrounds and are often undersized. Such courts are not considered to be permanent and are not conducive for formal play, although it is recognised that the provision can meet a curricular and extra-curricular need.

For a site-by-site breakdown of the courts supplied across Coventry, please refer to Table 11.2 and Figure 11.1 below.

Figure 11.1: Location of netball courts in Coventry



COVENTRY CITY COUNCIL PLAYING PITCH AND OUTDOOR SPORT ASSESSMENT REPORT

Table 11.2: Netball courts in Coventry

| Site ID | Site name | Postcode | Analysis Area | Community use? | Ownership | Number of courts | Over marked? | Surface type | Sports lighting | Quality |
|---------|---|----------|---------------|----------------|-------------|------------------|--------------|--------------|-----------------|----------|
| 10 | Bishop Ullathorne Catholic School | CV3 6BH | South West | Yes | Education | 4 | Yes | Macadam | No | Poor |
| 11 | Coventry Blue Coat School | CV1 2BA | South East | No | Education | 4 | Yes | Macadam | No | Good |
| 14 | Caludon Castle Sports Centre | CV2 5BD | South East | Yes | Education | 6 | Yes | Macadam | Yes | Standard |
| 16 | Cardinal Newman Catholic School | CV6 2FR | North West | No | Education | 6 | Yes | Macadam | No | Poor |
| 17 | Cardinal Wiseman Catholic School | CV2 2AJ | North East | No | Education | 5 | Yes | Macadam | No | Poor |
| 25 | Copsewood Community Sports & Social Club | CV3 1JP | South East | Yes | Sports Club | 2 | No | Macadam | Yes | Standard |
| 27 | Coundon Court School | CV6 2AJ | North West | Yes | Education | 3 | Yes | Macadam | Yes | Poor |
| | | | | | | 3 | | | No | Poor |
| 33 | Coventry & North Warwickshire Sports Club | CV3 1HB | South East | Yes | Sports Club | 1 | No | Macadam | Yes | Good |
| 44 | Ernesford Grange Community Academy | CV3 2QD | South East | Yes | Education | 3 | Yes | Macadam | No | Good |
| 46 | Finham Park 2 | CV4 9WT | South West | No | Education | 2 | Yes | Macadam | No | Standard |
| 47 | Finham Park School | CV3 6EA | South West | Yes | Education | 7 | Yes | Macadam | No | Standard |
| 51 | Foxford School | CV6 6BB | North East | No | Education | 3 | Yes | Macadam | No | Standard |
| 56 | Grace Academy Coventry | CV2 2RH | North East | No | Education | 3 | No | Macadam | Yes | Standard |
| 61 | Henley College Coventry | CV2 1ED | North East | Yes | Education | 2 | Yes | Macadam | No | Standard |
| 63 | Hereward College | CV4 9SW | South West | Yes | Education | 3 | Yes | Artificial | Yes | Standard |
| 77 | King Henry VIII School | CV3 6AQ | South West | Yes | Education | 2 | Yes | Macadam | Yes | Good |
| | | | | | | 1 | No | Artificial | Yes | Standard |
| 79 | Limbrick Wood Primary School | CV4 9QT | North West | Yes | Education | 1 | Yes | Macadam | No | Poor |

COVENTRY CITY COUNCIL PLAYING PITCH AND OUTDOOR SPORT ASSESSMENT REPORT

| Site ID | Site name | Postcode | Analysis Area | Community use? | Ownership | Number of courts | Over marked? | Surface type | Sports lighting | Quality |
|---------|---|----------|---------------|----------------|-------------|------------------|--------------|--------------|-----------------|----------|
| 82 | Lyng Hall School Sports Centre | CV2 3JS | North East | No | Education | 3 | Yes | Macadam | No | Poor |
| 86 | Moat House Leisure & Neighbourhood Centre | CV2 1EA | North East | Yes | Trust | 2 | Yes | Macadam | Yes | Poor |
| 99 | President Kennedy School | CV2 5GQ | North East | Yes | Education | 3 | Yes | Macadam | No | Good |
| | | | | | | 3 | Yes | Macadam | No | Poor |
| 105 | Sidney Stringer Academy | CV1 5LY | South East | Yes | Education | 3 | Yes | Macadam | Yes | Standard |
| 133 | Stoke Park School & Community College | CV2 4JW | North East | No | Education | 2 | Yes | Macadam | Yes | Standard |
| 139 | University of Warwick (Westwood Campus) | CV4 7AL | South West | Yes | Education | 3 | Yes | Macadam | Yes | Good |
| 143 | West Coventry Academy | CV4 9PW | North West | Yes | Education | 3 | Yes | Macadam | No | Good |
| 145 | Whitley Academy | CV3 4BD | South East | No | Education | 3 | Yes | Macadam | No | Standard |
| 155 | Xcel Leisure Centre | CV4 8DY | South West | Yes | Commercial | 2 | Yes | Macadam | Yes | Poor |
| | | | | | | 2 | | | No | |
| 172 | Alvis Sports Club | CV3 6EG | South West | Yes | Sports Club | 2 | Yes | Macadam | No | Standard |
| 203 | Bablake School | CV1 4AU | North West | Yes | Education | 3 | Yes | Macadam | Yes | Good |

COVENTRY CITY COUNCIL PLAYING PITCH & OUTDOOR SPORT ASSESSMENT

Loss of provision

Two courts at Coundon Court School will be temporarily lost whilst construction work takes place at the site. A temporary access road is required which will result in the temporary loss of the provision as well as encroachment onto playing field land marked out with a football pitch (Ref: P/2021/3789).

In addition to the above, two courts have been lost at The Highway Club following the closure of the site. It is now subject to a planning application which would see the complete loss of the netball courts although off-site contributions to existing netball provision is proposed as mitigation (Ref: FUL/2021/2240). The site was previously home to Earlsdon Highway NC, which has since relocated to University of Warwick (Westwood Campus).

Future provision

Earlsdon RUFC is in discussions with Earlsdon Highway NC regarding the construction of a netball court at Earlsdon Rugby Club to enable the netball club to be based on site. However, the Council notes it would prefer to see the courts at Xcel Leisure Centre improving to accommodate the Club as well as the wider netball community.

Management

Although not uncommon across the Country, netball provision within Coventry is largely located on current or former educational sites, with this applying to 84 of the 95 courts. This creates a particular issue surrounding community availability where there is often limited or reduced community access.

Of the remaining courts, five are managed by sports clubs, four commercially and two by a trust.

Table 11.3: Courts by management type

| Community use | No. of courts | | | |
|-----------------|---------------|-----------|------------|----------|
| | Club | Education | Commercial | Trust |
| Available | 5 | 50 | 4 | 2 |
| Unavailable | - | 34 | - | - |
| Coventry | 5 | 84 | 4 | 2 |

Court type

Most outdoor netball courts in Coventry have a macadam surface, with 91 being of this type and 54 of these being available for community use. The estimated lifespan of a macadam court is ten years, depending on levels of use and maintenance levels.

The four remaining courts have an artificial surface, with three located at Hereward College and one located at King Henry VIII School. As with macadam courts, the estimated lifespan of an artificial court is ten years.

Sports lighting

COVENTRY CITY COUNCIL PLAYING PITCH & OUTDOOR SPORT ASSESSMENT

Despite 95 outdoor netball courts being provided in Coventry, only 36 are serviced by sports lighting, with 31 of these being available for community use. These are located at:

- ◀ Bablake School
- ◀ Caludon Castle Sports Centre
- ◀ Copsewood Community Sports Club
- ◀ Coundon Court School
- ◀ Coventry & North Warwickshire Sports Club
- ◀ Grace Academy Coventry
- ◀ Hereward College
- ◀ King Henry VII School
- ◀ Moat House Leisure Centre
- ◀ Sidney Stringer Academy
- ◀ Stoke Park School
- ◀ University of Warwick (Westwood)
- ◀ Xcel Leisure Centre

A lack of sports lighting on netball courts is an issue nationwide, with England Netball's national database (updated in April 2020) identifying that only 1,941 of 5,108 outdoor netball courts are sports-lit throughout the Country (38%). This is still higher than the level identified across Coventry (32%), suggesting that the City is particularly under-provided for.

A lack of sports lighting presents a key reason as to why many courts are unavailable for community use in the City. Many providers of courts without sports lighting state that making them available would not be financially viable as usage would be significantly limited. This is evidenced by 87% of lit courts being available in contrast to 26% of non-lit courts.

Over markings

Netball courts, particularly at school sites, are often over marked, predominately by tennis courts but also on occasion by basketball and/or football courts. Provision that is over marked tends to receive higher levels of use which can be detrimental to quality over time, as well as potentially causing capacity issues when there is external netball demand.

In Coventry, all but six of the courts are over marked. The only standalone courts are located at Coventry & North Warwickshire Sports Club, Copsewood Community Sports & Social Club and Grace Academy Coventry.

Quality

The quality of netball courts has been informed through non-technical site assessments and consultation with providers to assign each court a rating of good, standard or poor. Key aspects informing the findings include surface quality, grip underfoot, line marking quality, evenness and evidence of inappropriate use (e.g. vandalism and/or littering).

For the full assessment criteria, please refer to Appendix 2.

Of the courts in Coventry, 22 are assessed as good quality, 39 as standard quality and 34 as poor quality. A total of 18 of the good quality courts are available for community use, compared to 26 of the standard quality courts and 20 of the poor quality courts.

Table 11.4: Quality of community available courts

COVENTRY CITY COUNCIL PLAYING PITCH & OUTDOOR SPORT ASSESSMENT

| Community use | Quality | | |
|---------------|-----------|-----------|-----------|
| | Good | Standard | Poor |
| Available | 18 | 26 | 20 |
| Unavailable | 4 | 13 | 14 |
| Total | 22 | 39 | 34 |

The good quality courts are located at Coventry & North Warwickshire Sports Club, Coventry Blue Coat School, Ernesford Grange Community Academy, King Henry VIII School, President Kennedy School, University of Warwick (Westwood Campus), West Coventry Academy and Bablake School.

Despite being assessed as good quality, the courts at King Henry VIII School are said to have deteriorated recently and have become slippery in adverse weather conditions. Leaves are also often left on the court surface.

In contrast, the poor quality courts are supplied at:

- ◀ Bishop Ullathorne Catholic School
- ◀ Cardinal Newman Catholic School
- ◀ Cardinal Wiseman Catholic School
- ◀ Coundon Court School
- ◀ Limbrick Wood Primary School
- ◀ Lyng Hall School Sports Centre
- ◀ Moat House Leisure Centre
- ◀ President Kennedy School
- ◀ Xcel Leisure Centre

Of these, the courts at Bishop Ullathorne Catholic School, Coundon Court School, Limbrick Wood Primary School, Moat House Leisure & Neighbourhood Centre, President Kennedy School and Xcel Leisure Centre are available for community use, despite the quality issues. Problems recorded during site assessments include poor grip underfoot, the presence of moss, worn line markings and loose gravel, with maintenance also considered to be basic and infrequent at most of the sites.

Quality has particularly declined at Xcel Leisure Centre in recent years, reflecting its poor quality rating. The courts on site have fallen into disrepair and are no longer considered fit for purpose, whilst the accompanying sports lights are also said to be in need of repair.

Similarly, Coundon Court School was previously used by England Netball for County events and tournaments but these courts have also now fallen into disrepair and are no longer suitable for this level of competition. Therefore, Rugby School (in Rugby) is now used, despite the majority of the County's playing population being based in Coventry.

Ancillary provision

Ancillary provision is generally considered to be problematic. Whilst most sites provide changing facilities and/or toilets, they are not specific for netball and are generally too far away from the courts to be realistically used. Moreover, given that most courts are located at schools, the facilities predominately service sports halls or grass pitches and are therefore not readily available or suited to netball court users. Access can also be limited even at sites that allow for community use as this may entail opening the main school buildings.

The better quality ancillary facilities are provided at education sites with a range of sports provision, such as King Henry VIII School, Bablake School and Hereward College.

11.3: Demand

COVENTRY CITY COUNCIL PLAYING PITCH & OUTDOOR SPORT ASSESSMENT

Demand for outdoor netball tends to come in two forms; league and club-based netball that consists of matches and training, as well as various netball-based initiatives such as Back to Netball and walking netball.

Club demand

There are ten clubs identified as being based in Coventry. These are:

- ◀ Alec High NC
- ◀ Alvis NC
- ◀ Copeswood Diamonds NC
- ◀ Coventry & North Warks NC
- ◀ Coventry Sphinx NC
- ◀ Earlsdon Highway NC
- ◀ Ernesford Garage NC
- ◀ Godiva NC
- ◀ Henley NC
- ◀ Jaguar Cars NC

These clubs compete in the Coventry and Warwickshire Netball League at senior level and the Coventry and Warwickshire Youth League at junior level. Both operate on a home and away basis, meaning clubs have to access their own venue (as opposed to central venues being used).

Earlsdon Highway NC is a large club catering for five senior and nine junior teams and with 47 senior and 71 junior members. After losing access to its previous home ground at The Highway Club, it relocated to University of Warwick (Westwood Campus) but is only able to play here on Saturday mornings and the site is said to be expensive to access. As such, the Club also utilises King Henry VIII School and Copsewood Community Sports & Social Club in order to fulfil all of its fixtures.

The Club is currently exploring opportunities to secure new courts and/or a permanent home base that supplies sufficient provision. It states that its further growth will be hindered without this.

Coventry Sphinx NC fields two women's teams and has a total of 29 senior members. It notes membership has increased over recent years following the lifting of Covid-19 restrictions and the success of the England team at national level. It is currently based at King Henry VIII School but notes that a lack of a dedicated home facility is hindering further membership growth.

Coventry & North Warks NC fields five women's teams and currently has 37 senior and one junior member. It is based at Coventry & North Warwickshire Sports Club despite only one court being provided. The Club indicates that a shortage of provision is preventing further growth.

Jaguar Cars NC fields two women's teams and is primarily based at Hereward College although it also trains at either King Henry VIII School or Bablake School. It currently has 25 senior members but notes that membership has declined recently due to the impact of Covid-19 as well as players moving out of the area. It also reports that a lack of facilities is hindering growth.

Ernesford Grange NC fields seven women's teams and utilises Bablake School and Xcel Leisure Centre. It currently has 65 senior and two junior members and has seen an increase in senior membership recently due to more people looking to take up the game. Nevertheless, further growth of the Club is said to be limited by a shortage of accessible courts.

Similarly to the above, Henley NC fields multiple senior and junior teams and also accesses Bablake School, whilst Alec High NC fields a team at Xcel Leisure Centre.

COVENTRY CITY COUNCIL PLAYING PITCH & OUTDOOR SPORT ASSESSMENT

Godiva NC fields four senior teams and is based at Hereward College. It currently has 40 senior members but notes this has decreased in recent years. It has no court capacity issues but does report that it is impacted on by a lack of supporting social space.

Copsewood Diamonds NC utilises Copsewood Community Sports & Social Club for its one team, whilst Alvis NC uses provision at Alvis Sports Club.

Coventry Midweek Netball League

In Coventry, there is also a midweek, winter netball league operated by England Netball and hosted at Copsewood Community Sports & Social Club. It is primarily a recreational league consisting of seven teams although Earlsdon Highway NC does field a team within the league.

The remaining six teams are made up primarily of players based outside of the City.

Back to Netball

Back to Netball is a scheme put into place by England Netball in 2010, with participation increasing ever since. Sessions are running weekly by qualified coaches across England with the aim of re-introducing female players over the age of 16 to the sport.

There is currently a single Back to Netball session operating in Coventry, run by Earlsdon Highway NC at Copsewood Community Sports & Social Club.

Walking netball

Walking netball is a slower version of the sport, designed so that anyone can play regardless of age or fitness level. It can give those who are isolated an outlet, provide an activity for those who do not deem themselves fit enough and offer a stepping-stone for those looking for a pathway back into traditional netball.

There is currently one walking netball session operating in Coventry, located at Moat House Leisure & Neighbourhood Centre.

Netball Now

Netball Now is a simple, straight forward way to play netball. It is not a competition led by rules or scores but rather a simple session where players can play a variety of positions and even have a go at umpiring.

There are no Netball Now sessions in Coventry.

Bee Netball

A new initiative by England Netball, Bee Netball a programme for children all about friendship, inclusion, fair play and teamwork, with each session managed by an England Netball accredited coach. Although there are currently no sessions operating in Coventry, it is still in its infancy so one may be established in the near future.

Unaffiliated demand

Nationally, there is a relatively strong presence of unaffiliated netball demand, most prominently through commercial leagues. These are generally aimed as casual and/or

COVENTRY CITY COUNCIL PLAYING PITCH & OUTDOOR SPORT ASSESSMENT

recreational players and are more informal than affiliated leagues, with teams and players paying for each match on a weekly basis. Rules can also differ slightly e.g., with shorter periods of play.

Totally Netball operates a 'Back to Netball' league in Coventry. It is based on the outdoor courts at King Henry VIII School and matches are played on Thursdays at 19:00 and 20:00. The League currently consists of eight teams.

Play Netball also operates two social netball leagues in Coventry with a Monday league and a Thursday league. Matches are played at 19:00, 19:40 and 20:20 on both evenings and take place on the outdoor courts at Bablake School.

Exported/imported demand

As stated previously, England Netball previously held county tournaments and events within Coventry but due to the lack of suitable provision, these are now held in Rugby. As such, some competitive demand is exported out of Coventry.

As part of the Coventry Midweek Netball League, six of the seven teams competing are primarily based outside of the City and therefore this is considered to be imported demand.

Latent/unmet demand

Although no clubs are able to quantify this demand, many state that future growth is being impacted upon by a lack of suitable provision in Coventry, particularly in terms of court supply and court quality. As such, it is reasonable to assume that there is considerable latent demand linked to this.

In full, Coventry Sphinx, Coventry & North Warks, Earlsdon Highway, Ernesford Grange and Jaguar Cars all report latent demand linked to facility issues.

Future demand

Coventry Sphinx, Jaguar Cars, Earlsdon Highway and Godiva netball clubs all report future demand in that they want to increase their membership and team numbers in the future.

Coventry Sphinx NC states an aspiration to add a further ten senior members whilst Jaguar Cars NC hopes to add seven senior members. Earlsdon Highway NC plans to add a total of 40 members, with ten members proposed at the senior, U18, U16 and U11 age groups. Despite stating plans to add further members, Godiva NC did not quantify this aspiration.

In total, future demand across Coventry equates to 27 senior and 30 junior members.

11.4: Supply and demand analysis

There is high demand for netball in Coventry, as represented by 10 clubs being based in the City as well as the Coventry Midweek Netball League, two unaffiliated leagues, Back to Netball and Walking Netball sessions. Despite this, play is heavily concentrated across a small number of venues, which is primarily due to a lack of suitable, accessible and affordable alternatives. As a result, several clubs report that demand is not being adequately met. Based on the above, it is clear that the existing facility stock is not sufficient to meet demand, predominately due to quantity, quality and accessibility issues. Solutions to rectify this will be explored in the accompanying Strategy document.

COVENTRY CITY COUNCIL PLAYING PITCH & OUTDOOR SPORT ASSESSMENT

Netball summary

- ◀ There is a large supply of outdoor netball courts across Coventry, with 95 identified across 28 sites.
- ◀ Of the supply, 64 courts at 19 sites are available for community use.
- ◀ Most courts are operated by schools, with 84 of the 95 courts falling under this management type.
- ◀ The large majority of outdoor netball courts in Coventry have a macadam surface, with 91 being of this type (the remaining four are artificial courts).
- ◀ All but six of the courts are over marked by tennis provision.
- ◀ 36 of the courts are serviced by sports lighting, representing only 32% of the provision.
- ◀ Of the courts, 22 are assessed as good quality, 39 as standard quality and 34 as poor quality, with 18 of the good quality courts available for community use, 26 of the standard quality courts and 20 of the poor quality courts.
- ◀ Netball clubs in Coventry compete in the Coventry and Warwickshire Netball League at senior level and the Coventry and Warwickshire Youth League at junior level.
- ◀ The Coventry Midweek Netball League also provides a more recreational league offer, catering for seven teams.
- ◀ There are ten clubs based in the City.
- ◀ Walking Netball sessions are held at Moat House Leisure & Neighbourhood Centre.
- ◀ Back to Netball sessions are held at Copsewood Community Sports & Social Club.
- ◀ There are no Bee Netball or Netball Now sessions currently taking place in the City.
- ◀ Totally Netball operates a 'Back to Netball' league at King Henry VIII School whilst Play Netball operates social leagues on at Bablake School.
- ◀ High levels of latent, unmet and future demand are identified.
- ◀ There is high demand for netball in Coventry, as represented by ten clubs being based in the City and a recreational midweek league as well as two unaffiliated leagues, Back to Netball and Walking Netball sessions.
- ◀ It is clear that the existing facility stock is not adequately meeting demand, predominately due to quantity quality and accessibility issues.

COVENTRY CITY COUNCIL PLAYING PITCH & OUTDOOR SPORT ASSESSMENT

PART 12: ATHLETICS

12.1: Introduction

As a Governing Body, UK Athletics is responsible for developing and implementing the rules and regulations of athletics, including everything from anti-doping, health and safety, facilities and welfare, to training and education for coaches and officials as well as permitting and licensing.

Locally, the sport is governed through England Athletics, which is the development and membership body for athletics and running clubs in England. It has a National Head of Clubs and Participation as well as a team of five club support managers across the Country, with one of these covering activities in Coventry as part of the Midland region.

Consultation

Five affiliated athletics clubs are identified as participating within Coventry, all of which responded to consultation requests.

Consultation also took place with England Athletics to inform this section of the report.

12.2: Supply

In Coventry, there are three purpose-built athletics tracks. All of these are 400-metre tracks, with an eight-lane synthetic track at University of Warwick (Westwood Campus), a six-lane synthetic track at Lyng Hall School Sports Centre and a six-lane cinder track at President Kennedy School. The tracks at Lyng Hall School Sports Centre and University of Warwick (Westwood Campus) are also serviced by sports lighting.

Table 12.1: Summary of athletics tracks in Coventry

| Site ID | Site | Analysis area | Length | Surface type | Sportslit? |
|---------|---|---------------|--------|--------------|------------|
| 82 | Lyng Hall School Sports Centre | North East | 400m | Synthetic | Yes |
| 99 | President Kennedy School | North East | 400m | Cinder | No |
| 139 | University of Warwick (Westwood Campus) | South West | 400m | Synthetic | Yes |

As seen above, two of the tracks are located in the North East Analysis Area and one is in the South West Analysis Area. As such, no provision is identified in the North West or the South East analysis areas.

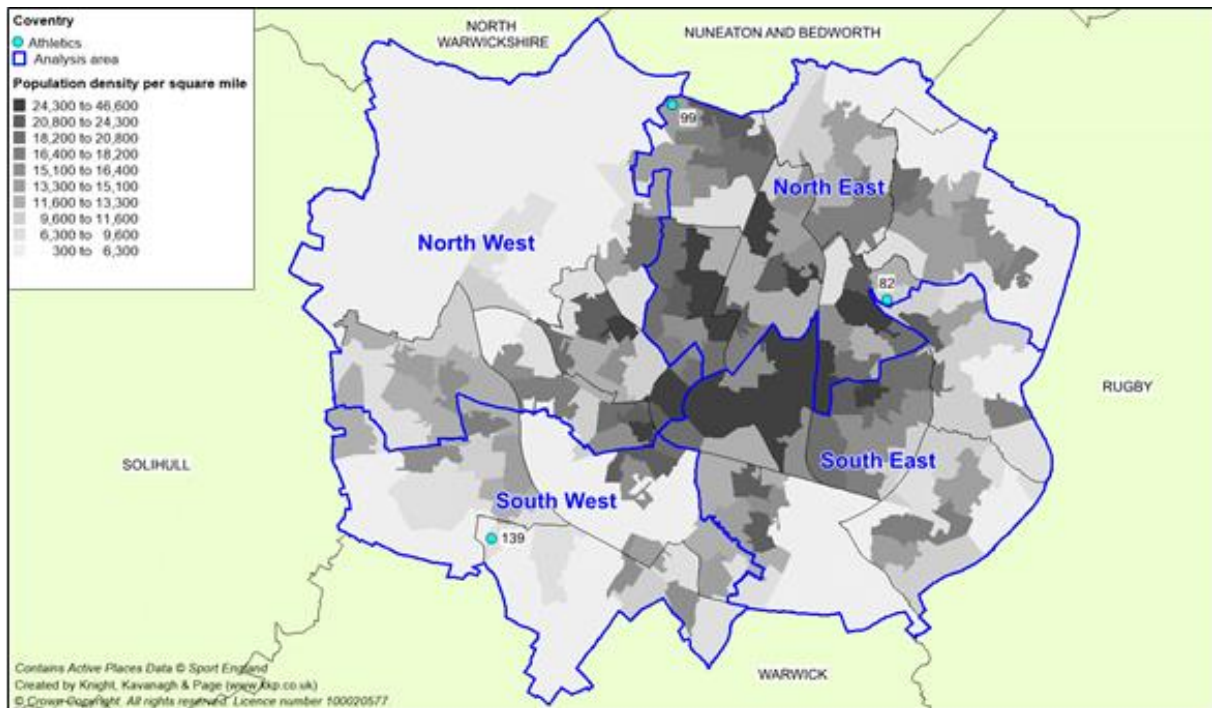
Disused provision

There was also previously a six-lane, 400m cinder track located at Bishop Ullathorne School which closed in 2019 and has since been removed. The track had fallen into disrepair and was deemed to be surplus to requirements.

For the specific locations of the remaining tracks, please see Figure 12.1 overleaf.

Figure 12.1: Location of athletics tracks in Coventry

COVENTRY CITY COUNCIL PLAYING PITCH & OUTDOOR SPORT ASSESSMENT



Management

All three tracks in Coventry are operated by their respective education providers.

All three tracks are available for community use, although only the provision at Lyng Hall School Sports Centre and University of Warwick (Westwood Campus) currently receives regular external usage.

Quality

Key factors impacting upon the quality ratings of athletics facilities include the condition and age of the track surface, the prominence of the line markings and any signs of wear and tear or unofficial use. For the full site assessment criteria, please see Appendix 2.

The track at University of Warwick (Westwood Campus) is assessed as good quality, with no quality issues raised through consultation. The University, with support from the Council, upgraded the facility to better cater for track and field events prior to the outbreak of the Covid-19 pandemic.

Contrastingly, the track at Lyng Hall School Sports Centre is assessed as poor quality and is in urgent need of repair although the School reports that it cannot afford undertake a refurbishment. England Athletics notes that the track was last resurfaced in 2007 and that the cage on site is also no longer compliant. The sports lights on site are also only partially working, meaning lighting is very dim throughout the winter.

The track at President Kennedy School is also assessed as poor quality, with similar issues relating to the age of the track surface. Line markings have also badly faded.

TrackMark

COVENTRY CITY COUNCIL PLAYING PITCH & OUTDOOR SPORT ASSESSMENT

TrackMark is UK Athletics' quality assurance scheme for outdoor track and field athletics facilities. A venue that achieves TrackMark is recognised by UK Athletics as having well managed, compliant facilities that are accessible to participants of all abilities. From 2021, venues that actively choose not to pursue accreditation are not eligible to apply for a competition licence at any level.

In Coventry, the tracks at Lyng Hall School Sports Centre and University of Warwick (Westwood Campus) are progressing towards gaining TrackMark status although as mentioned above, the track at Lyng Hall School Sports Centre is in poor condition and its throwing cage is no longer compliant. Track and field inspections have taken place at University of Warwick (Westwood Campus) with the track meeting full measurements and the cage being compliant.

The track at President Kennedy School does not qualify for track mark due to being a cinder surface rather than synthetic.

Ancillary facilities

Coventry Godiva Harriers has its own dedicated clubhouse at University of Warwick (Westwood Campus) which is in good condition.

Conversely, the tracks at Lyng Hall School Sports Centre and President Kennedy School are not serviced by dedicated ancillary facilities, but rather provision that services the whole schools and their wider sporting offer.

Future developments

Consultation with England Athletics reveals that, nationally, no new standard 400-metre athletics tracks are planned to be constructed. Focus is instead on the retention of existing 400-metre facilities and the development of new innovative, entry level facilities such as mini tracks and endurance loops, particularly if part of multi-sport developments with sports lighting.

Linked to the above, England Athletics is currently exploring three alternative approaches in designing new athletics provision. These three designs, outlined below, present alternative approaches to athletics provision as to offer more affordable and feasible means of creating athletics tracks.

Compact Track

The first of the three alternative designs is a 'compact track' featuring a 60-metre sprint straight with an accompanying jump lane and shot put space. This provision is the smallest of the three and is installed at sites with limited available land.

Mini Track

A 'mini track' features a four lane 140-metre oval track with a six lane 60-metre straight, as well as accompanying shot put and jumping provision. An advantage over the mini track design is that this leaves a large space in the centre of the track to be used for either various field events such as long jump/ triple jump, or alternatively for other sports/activities such as football pitches or an outdoor gym.

Mini track sites also feature a new design of shot put practice areas in which it creates a natural slope, with athletes then throwing into a hill in order to allow the shot to roll back. This therefore reduces the time spent retrieving after each throw.

COVENTRY CITY COUNCIL

PLAYING PITCH & OUTDOOR SPORT ASSESSMENT

Active Track

Finally, an 'active track' is a synthetic loop with no fixed shape or distance (similar to a formula one circuit). Instead, a track is drawn to fit its natural surroundings, such as an existing park or school field. This is installed at sites where a 400-metre oval would not be feasible as it allows for adaptations to the shape in order to suit the land in its current state.

Additional provision

Although not considered to be an affordable solution, a smart track has also been developed in which magnetic integrated timing gates are built into the surface intermittently to enable sports and exercise analysis to take place with much greater ease and precision. The athlete downloads an accompanying 'smart run' app which is then tracked by the magnetic sensors built into the track allowing for split speed analysis to take place without the need for cameras or wires. This allows for the removal of any set up time for analysts whilst also enabling several athletes to be examined simultaneously. As the magnets are embedded within the track it is also vandalism safe and will outlast the lifespan of a brand new athletics track.

12.3: Demand

For the purposes of this study, athletics demand is considered to come in various forms, rather than just traditional track and field activity. As such, running and triathlon clubs are also considered, as are organised running events and various running initiatives, some of which are governed by England Athletics. It is also acknowledged that recreational running forms a large part of demand, although this is difficult to measure.

Sphinx Athletics Club

Sphinx AC is based at Copswood Community Sports & Social Club but utilises the track at Lyng Hall School Sports Centre, which it rents from the School.

The Club currently has 40 senior male, 31 senior female and 40 junior members but reports that senior membership has declined since the start of the Covid-19 pandemic. To help offset this, it is now looking to add a further 20 senior male and 20 senior female members, but notes that its main restraint on growth is the quality issues identified at Lyng Hall School Sports Centre. It therefore believes that quality improvements would lead to both increased membership and improved performance.

Coventry Godiva Harriers

The largest athletics club within Coventry, Coventry Godiva Harriers is based at University of Warwick (Westwood Campus) via a rental agreement. It currently has 133 senior male, 114 senior female and 135 junior members.

The Club reports that junior membership has declined recently, although it does have a waiting list in place of 20 members. Despite this, the Club aims to add a further 25 senior male, 25 senior female and 50 junior members, noting that its main issue with accommodating this is a lack of qualified coaches.

The Club has exclusive use of the track at University of Warwick (Westwood Campus) on Tuesday and Thursday evenings from 18:00 until 21:00.

Northbrook Athletic Club

COVENTRY CITY COUNCIL PLAYING PITCH & OUTDOOR SPORT ASSESSMENT

Northbrook Athletic Club is a road running and cross-country club that currently caters for 90 senior male and 130 senior female members. It notes that membership has increased by approximately 30 in recent years due to promotional offers from the Club, although it has no plans to further increase membership.

The Club is based at Jaguar Leisure Centre where many of its runs begin from. Its main concern is the cost of either closing roads or utilising Council land to host races. Hosting races is said to be the best way of attracting new participants to the sport as well as increasing membership.

Massey Ferguson Running Club

Massey Ferguson Running Club is a road running club that caters for all levels of running ability. It also hosts annual club races and competes in the Birmingham Cross Country League and the Warwickshire Road Race League. Current membership totals 221 members.

The Club hosts training sessions at 18:15 every Monday and Wednesday with sessions currently starting at St John's Church.

Coventry Triathletes

Although a triathlon club that affiliates to Triathlon England, Coventry Triathletes is also a member of England Athletics and holds many running sessions that are similar to those held by athletics and running clubs. Its running sessions are held on Tuesdays at 18:30 at War Memorial Park.

The Club currently has 26 members.

Run Together

Run Together is an official England Athletics recreational running project which aims to get the whole nation running. Its aim is to provide fun, friendly, supportive and inclusive running opportunities for everyone, regardless of ability and availability. It believes that running is more fun and easier to become part of a lifestyle when shared with others.

There is currently one active Run Together group in Coventry, Ashby's Adventure Trails and Treks. The group operates various runs at War Memorial Park including a 0-5km run on Tuesdays at 18:30, a 5-10km run on Wednesdays at 18:30 and a 10-30km run on Sundays at 08:15.

Park Run

Park Run is a series of 5k runs held on Saturday mornings in areas of open space around the UK, with 1,063 events now operating across the Country. They are open to all, free, and are safe and easy to take part in. Runners must first register online in order to access a printed barcode which gives them access to all Park Run events.

In Coventry, a Park Run event is held each week at War Memorial Park. It has been held 553 times, with an average attendance of 447.3 runners. This represents high levels of participation. A junior Park Run event is also held each week at War Memorial Park. It has been held 57 times with an average attendance of 39.8 runners.

Other running events

COVENTRY CITY COUNCIL PLAYING PITCH & OUTDOOR SPORT ASSESSMENT

Other running events are held in Coventry across the year, normally on an annual basis. This includes a half marathon as well as a 10km run that takes place at War Memorial Park every November. In addition, there are 'Chase the Sun' 10km and 5km runs held, also at War Memorial Park, in September.

Couch to 5k

Couch to 5k is a national health initiative promoted by the National Health Service (NHS) to encourage absolute beginners get into running as part of establishing and maintaining an active and healthy lifestyle including regular exercise.

The plan consists of three runs per week and a day of rest in between, with a different schedule for each of the nine weeks to completion. It starts with a mix of running and walking, to gradually build up fitness and stamina, in order to create realistic expectations and a sense of achievability to encourage participants to stick with it. The end goal of the plan is for the participant to be able to run 5k.

Through the Couch to 5k plan the NHS particularly promotes the health benefits of running and regular exercise which underpin the initiative, such as improved heart and lung health, weight loss and possible increases in bone density which can help protect against bone diseases such as osteoporosis. This also includes mental benefits of running through goal setting and challenge setting, which can help boost confidence and self-belief. Furthermore, running regularly has been linked to combating depression.

It is believed that an increase in people running through the Couch to 5k plan may increase interest and possibly have a knock-on effect of leading to increased demand at running groups and clubs as people may wish to continue develop their running further.

In Coventry, both Warwick University and Coventry University offer Couch to 5k initiatives for their staff and students. For the wider community, Couch to 5k resources can be downloaded from the NHS website¹⁴, including podcasts and a dedicated mobile app. Whilst no data is available in relation to take up of this in Coventry, anecdotal evidence suggests that it is popular and also growing in popularity.

Latent/unmet demand

Sport England's Segmentation Tool enables analysis of 'the percentage of adults that would like to participate in athletics but 'are not currently doing so'. The tool identifies significant latent demand amounting to 6,676 people within Coventry, which is considered large when comparing it against the surrounding local authorities as identified in the table below.

Table 12.2: Latent demand for athletics in Coventry and neighbouring local authorities

| Neighbouring Local Authority | Latent demand for athletics |
|-------------------------------------|------------------------------------|
| Coventry | 6,676 |
| North Warwickshire | 1,367 |
| Nuneaton and Bedworth | 2,605 |
| Rugby | 1,971 |

¹⁴ [Get running with Couch to 5K - NHS \(www.nhs.uk\)](http://www.nhs.uk)

COVENTRY CITY COUNCIL PLAYING PITCH & OUTDOOR SPORT ASSESSMENT

| Neighbouring Local Authority | Latent demand for athletics |
|------------------------------|-----------------------------|
| Solihull | 4,405 |
| Warwick | 3,252 |

In addition, as previously referenced, Coventry Godiva Harriers has a waiting list in place for juniors and therefore expresses latent demand for club-based activity. However, this relates to a lack of coaches rather than any facility issues.

No other clubs in Coventry express latent or unmet demand and most are actively looking for new members. As such, it is considered that the majority of the latent demand identified by Sport England is likely to be recreational running and athletics activity and barriers to participation will therefore not be linked to formal facilities.

Future demand

Both Sphinx AC and Coventry Godiva Harriers express an aspiration to grow membership by a total of 40 and 100 members, respectively. However, Sphinx AC notes the quality of the track at Lyng Hall School Sports Centre makes it difficult to attract new members to the Club.

England Athletics also believes that demand is likely to increase in the future, particularly for informal initiatives such as Park Run, although to what extent is difficult to quantify.

12.4: Supply and demand analysis

Coventry is very well provided for in relation to athletics tracks, with three 400-metre facilities provided. This is considered sufficient to meet demand, with only two clubs currently requiring access in the City (Sphinx AC and Coventry Godiva Harriers). However, the track at Lyng Hall School Sports Centre is in urgent need of repair work to ensure that this remains the case, whilst the track at University of Warwick (Westwood Campus) and access to it requires protection.

Away from track and field, emphasis should also be placed on supporting the other activities taking place in Coventry, with a focus on retaining and increasing participation and growing the various initiatives that are in place.

COVENTRY CITY COUNCIL PLAYING PITCH & OUTDOOR SPORT ASSESSMENT

Athletics summary

- ◀ There are three purpose-built athletics tracks in Coventry, at Lyng Hall School Sports Centre, President Kennedy School and University of Warwick (Westwood Campus).
- ◀ Both Lyng Hall School Sports Centre and University of Warwick (Westwood Campus) provide 400-metre synthetic tracks with sports lighting, whilst President Kennedy School provides a 400-metre cinder track (non-lit).
- ◀ There was also previously a six-lane, 400m cinder track located at Bishop Ullathorne School which closed in 2019 and has since been removed.
- ◀ The track at University of Warwick (Westwood Campus) is assessed as good quality whilst tracks at Lyng Hall School Sports Centre and President Kennedy School are assessed as poor quality.
- ◀ Five clubs have a current focus on athletics and/or running activity in Coventry.
- ◀ Sphinx AC uses Lyng Hall School as its base whilst Coventry Godiva Harriers utilises University of Warwick (Westwood Campus).
- ◀ Northbrook Athletic Club, Massey Ferguson Running Club and Coventry Triathletes also have a presence in Coventry, although none of them require formal athletics facilities.
- ◀ There is currently one active Run Together group in Coventry, Ashby's Adventure Trails and Treks.
- ◀ Park Run and junior Park Run events are held each week at War Memorial Park.
- ◀ Sport England's Market Segmentation tool identifies high levels of latent demand for athletics in Coventry, whilst Coventry Godiva Harriers has a waiting list in place for junior membership albeit this is due to a lack of coaches rather than facilities.
- ◀ Both Sphinx AC and Coventry Godiva Harriers express an aspiration to grow membership by a total of 40 and 100 members respectively, whilst England Athletics also believes that demand is likely to increase in the future, particularly for initiatives such as Park Run and junior Park Run, which both take place at War Memorial Park.
- ◀ Coventry is very well provided for in relation to athletics, with three 400-metre tracks provided and this considered sufficient to meet demand.
- ◀ The track at Lyng Hall School Sports Centre is in urgent need of repair work to ensure that this remains the case, whilst the track at University of Warwick (Westwood Campus) requires protection.
- ◀ Emphasis should also be placed on supporting the other activities taking place in Coventry, such as Run Together groups, Park Run and Couch to 5k, with a focus on retaining and increasing participation and growing the various initiatives that are in place.

COVENTRY CITY COUNCIL PLAYING PITCH & OUTDOOR SPORT ASSESSMENT

PART 13: GOLF

13.1: Introduction

Golf is the fifth largest participation sport in England, with around 730,000 members belonging to one of 1,800 affiliated clubs and a further two million people playing independently outside of club membership. There are an estimated 3,000 golf courses across the Country, with approximately 90 designated as Sites of Special Scientific Interest because apart from the intensively managed trees and greens they have other habitats with high wildlife value. Many other courses also exist within designated Heritage Coast sites, Areas of Outstanding Natural Beauty, or listed Historic Parklands.

Nationally, the sport is governed by England Golf. Its role includes providing competitions for players of all ages and abilities, identifying and developing the most talented golfers, maintaining a uniform system of handicapping, administering and applying the rules, and introducing new golfers via its initiatives such as 'Get into Golf'.

Consultation

This section was informed via consultation with England Golf, which provided information relating to all facilities and clubs within Coventry. In addition, consultation has also been undertaken with the relevant clubs and providers.

13.2: Supply

There are three different types of golf facilities recognised by Sport England and governed by England Golf, as defined in the table below. Facilities such as pitch and putt courses and miniature/crazy golf courses are not included as these are not considered to be traditional formats of the game and are not comparable offerings.

Table 13.1: Definitions of golf facilities

| Facility type | Description |
|---------------|--|
| Standard | A standard par course, with a minimum of 9 holes but normally associated with 18-hole courses; many 9-hole courses have different tee boxes which allow the provision to be played as an 18-hole course. Some courses provide 27 holes, with any two loops of 9-holes played to make up an 18-hole round. |
| Par 3 | Shorter length of holes than a standard course, with no hole longer than Par 3. Most likely to be a 9-hole course although 18-hole offerings do exist. Does not include pitch and putt courses, which are even shorter offerings and are not considered to be a traditional version of the sport. |
| Driving Range | Includes covered and uncovered driving range bays but not practice areas within golf courses; ranges are based on the hiring of balls, with users not required to retrieve, whereas practice areas are generally for members to use with their own balls (although a growing number have dispensers). Does not include 'entertainment' ranges or virtual offerings, although some driving ranges have expanded to also provide these features. |

Within Coventry, there are six golf venues, as identified in Table 13.1 and Table 13.2 below. Three are located in the North West Analysis Area, two in the South West Analysis Area and one in the South East Analysis Area. The North East Analysis Area does not provide any formal golf facilities.

Figure 13.1: Location of golf courses in Coventry

COVENTRY CITY COUNCIL PLAYING PITCH & OUTDOOR SPORT ASSESSMENT

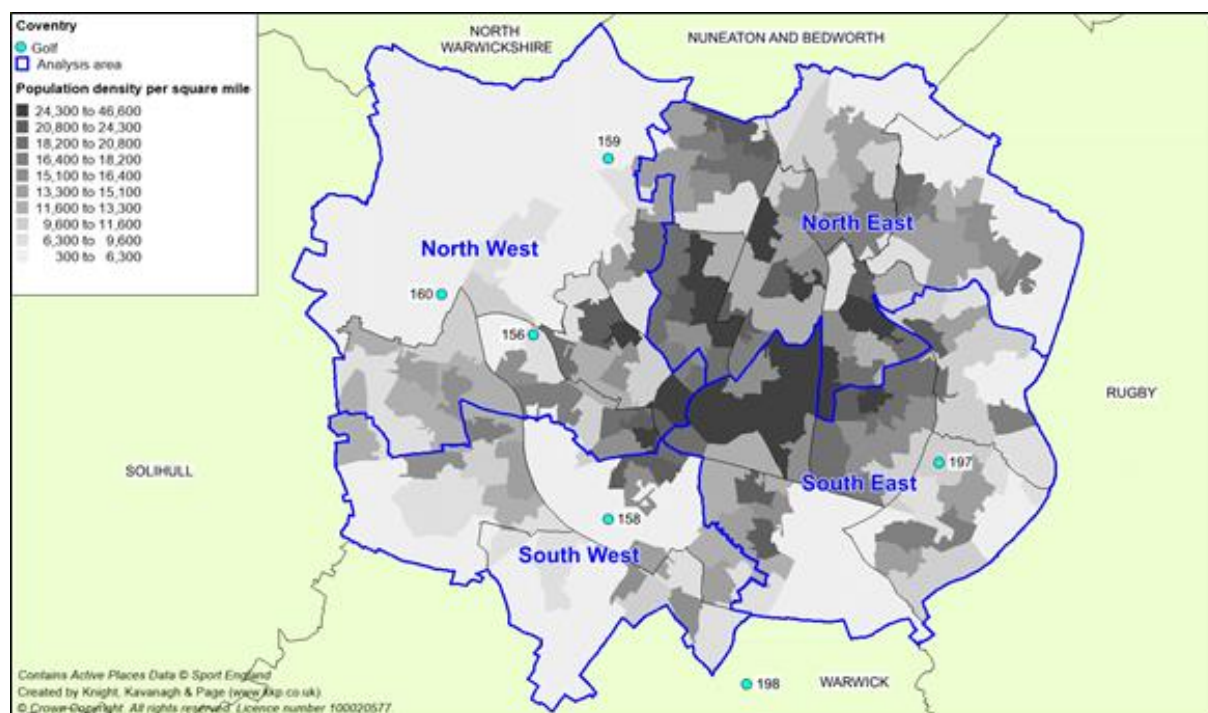


Table 13.2: Golf facilities within Coventry

| Site ID | Site name | Postcode | Analysis area |
|---------|------------------------------------|----------|---------------|
| 156 | Allesley Hall Golf Course | CV5 9AD | North West |
| 158 | Coventry Hearsall Golf Club | CV5 6DF | South West |
| 159 | John Reay Golf Centre | CV7 8NJ | North West |
| 160 | Windmill Village Hotel & Golf Club | CV5 9AL | North West |
| 197 | Copsewood Grange Golf Club | CV3 1JP | South East |
| 198 | Coventry Golf Club | CV3 6RJ | South West |

Standard hole golf courses

Four golf sites within Coventry provide one standard hole course (Allesley Hall Golf Course and John Reay Golf Centre do not), with three 18-hole courses and one 9-hole course in place. These are summarised in the table below.

Table 13.3: Summary of standard hole provision in Coventry

| Site ID | Site name | Holes | Par | Yardage ¹⁵ | | Slope rating |
|---------|------------------------------------|-------|-----|-----------------------|-------------|--------------|
| 158 | Coventry Hearsall Golf Club | 18 | 70 | 6,139 | 5,855 5,408 | 133-135 |
| 160 | Windmill Village Hotel & Golf Club | 18 | 70 | 5,085 | 4,729 4,470 | 108-116 |
| 197 | Copsewood Grange Golf Club | 9 | 35 | 3,024 | 2,788 2,513 | 111-120 |
| 198 | Coventry Golf Club | 18 | 73 | 6,590 | 6,197 5,798 | 134-139 |

Of the three 18 holes courses, Coventry Golf Club provides the longest offering, with Windmill Village Hotel & Golf Club providing the shortest. Shorter courses tend to offer some variety

¹⁵ White denotes Championship tees, yellow denotes men's tees and red denotes ladies' tees.

COVENTRY CITY COUNCIL PLAYING PITCH & OUTDOOR SPORT ASSESSMENT

that may appeal more so to a defined market that would not feel comfortable playing lengthier provision e.g., beginner and/or casual golfers.

Nationally, many 9-hole courses are shorter than the front or back nine of an 18-hole course, primarily to attract and cater for a different userbase. However, this does not apply at Cosewood Grange Golf Club, with the total course yardage representing approximately half that of a traditional 18-hole course.

Slope ratings

Slope ratings are new to golf across the world. The intention is for them to allow the handicap system to reflect course difficulty and the difference in difficulty for all players compared to scratch golfers. In effect, this enables each player to have a handicap that will vary from course-to-course, depending on difficulty, as well as a general handicap.

The maximum slope rating is 155, whereas the minimum is 55. The standard difficulty is considered to be 113, which means that the courses in Coventry are generally considered to be more difficult than the mean, with them collectively ranging from 108-139 (the slope rating varies depending on which tee is used).

Par 3 golf holes

Most commonly, Par 3 provision is used by beginner and casual players, although they are also frequented by more traditional golfers wanting to practice their short game. In Coventry, Allesley Hall Golf Course provides an 18-hole course with a yardage of 1,896 yards; however, this resembles a pitch and putt course, rather than a traditional Par 3 course.

Driving range bays

No golf courses within Coventry are supported by driving ranges, with the only driving range within the City located at John Reay Golf Centre. The provides a standalone 30-bay driving range with sports lighting and it is available for anyone to use on a pay and play basis all-year round.

Table 13.4: Summary of driving range bays in Coventry

| Site ID | Site name | No. of bays | Sports-lit? | Pay and play? |
|---------|-----------------------|-------------|-------------|---------------|
| 159 | John Reay Golf Centre | 30 | Yes | Yes |

Whilst not in place at John Reay Golf Centre, many driving range providers across the country are updating their facilities with modern technology in a bid to increase demand, such as through the installation of automatic tees or via entertainment systems such as TopTracer and FlightScope. Such provision allows for users to simulate playing on courses across the world and provides ball tracking and statistical feedback.

With only 30 driving range bays provided in Coventry, it must be noted that this represents a low amount for the size and population base of the City.

Future provision

COVENTRY CITY COUNCIL PLAYING PITCH & OUTDOOR SPORT ASSESSMENT

A planning application has been submitted for a housing scheme to be located on the golf course at Windmill Village Hotel & Golf Club (Ref: OUT/2020/2009). A decision on the application is currently pending although this could result in the loss of an 18-hole facility in the City.

Disused provision

Although located just outside of Coventry, in Rugby, Brandon Wood Golf Course is owned by Coventry City Council. However, the site, which provided an 18-hole standard course and a driving range, closed in November 2020 as it was deemed to be an unviable operation by its operators, Coventry Sports Trust.

The Council is now working on re-establishing the provision for golf, with a separate needs assessment carried out. This determined that the site could be viable if significant work was undertaken, either to enhance quality to make it a high end offer or through substantial reconfiguration so that it appeals to a different strand of the golfing market. The intention is therefore to develop the site to enable this, with focus also on the ancillary provision and land nearby to the course.

Objectives of the development are to:

- ◀ Contribute to the Council's 'ten year' Sports Strategy and support residents to become more physically active through sporting or physical activity opportunities.
- ◀ Provide a good quality accessible golf course and ancillary facilities that meet the requirements of modern golf and can be played 12 months of the year.
- ◀ Provide a facility mix that commercially means that the site can be financially sustainable without council subsidy.
- ◀ Explore alternate usages for the surrounding land / within the demise of the site to develop an offer that would be complementary to golf and create other possible leisure / physical activity opportunities.

Management and ownership

There are three main types of ownership and management models of golf facilities in England; members clubs, proprietary clubs and municipal facilities, as summarised in the table below.

Table 13.5: Types of ownership and management of golf facilities

| Management type | Description |
|------------------------|--|
| Members | Traditionally owned by members and run by committees. They are likely to hire caterers and green staff. Most members' clubs offer some level of pay and play and encourage golf societies but are mostly focused on membership numbers. |
| Proprietary | Owned or managed by businesses or individuals, these can include country club type facilities at the high end of the market alongside more local facilities. Many have clubs operating within them but can also take a more relaxed attitude to dresscode and traditions. Pay and play opportunities tend to be a key feature. |
| Municipal | These are generally owned by a local authority, although in a growing number of instances, management has been contracted and externalised to private companies. Due to a lack of financial viability, many have closed across the Country in recent years and many that remain are under threat. |

It is recognised that members clubs and visitors to such clubs are normally expected to dress appropriately, have a registered handicap certificate (a certificate issued by the Council of National Golf Unions (CONGU)) and be familiar with the rules and etiquette of the game. This

COVENTRY CITY COUNCIL PLAYING PITCH & OUTDOOR SPORT ASSESSMENT

is not uncommon at some proprietary clubs, but municipal courses tend to be more relaxed and do not require people to have handicaps, making golf much more accessible.

Consequently, municipal courses are, in many instances, seen as entry level facilities, with players using them before having the confidence to move on to a members' or high-end proprietary club (although many people can and do stay attached to a particular course). They also tend to offer a more affordable golfing experience.

The business model for members clubs tends to rely heavily on income through membership subscriptions and use of ancillary facilities, rather than from pay and play usage, although attention has somewhat switched at many sites in recent years due to demand falling. The same can be said for some proprietary clubs, although, in general, more emphasis is placed on supplementing regular activity with green fee sales. Conversely, municipal sites have always been heavily reliant on visitors even though membership packages are normally available (often in the shape of season tickets). On occasion, these can be linked to access to other local authority operated sports facilities, such as leisure centres and swimming pools.

Despite the above generalisations, each golf facility, regardless of management type, will have its own processes in terms of how much focus is placed on membership and pay and play usage, or whether it equally encourages both. There is no correct way to run a site. A club that focuses on members has guaranteed income, but this can often deter more casual players or nomadic golfers through, for example, a lack of peak time availability. In contrast, a site that depends on visitors can struggle to be viable if there are spells of inclement weather during summer months and can discourage people that want to be part of a club environment.

In Coventry, Coventry and Coventry Hearsall golf clubs are members clubs, whereas Windmill Village Hotel & Golf Club, John Reay Golf Centre and Copsewood Grange Golf Club are proprietary facilities. Allesley Hall Golf Course is a municipal course operated by the Council.

Table 13.6: Summary of ownership/management in Coventry

| Site ID | Site name | Management type |
|---------|------------------------------------|-----------------|
| 156 | Allesley Hall Golf Course | Municipal |
| 158 | Coventry Hearsall Golf Club | Members |
| 159 | John Reay Golf Centre | Proprietary |
| 160 | Windmill Village Hotel & Golf Club | Proprietary |
| 197 | Copsewood Grange Golf Club | Proprietary |
| 198 | Coventry Golf Club | Members |

Pricing

A key issue for the wider golf population is whether golf courses are available to the general population at a price point which is accessible to the majority of residents. Better quality courses tend to cost more to use, whilst 18-hole provision is generally more expensive to access than 9-hole provision.

Nationally, over the past decade, many facilities have altered their pricing structure to allow for discounts following a previous decline in golf membership. England Golf positively encouraged this and continues to do so as its view is that clubs are more likely to experience growth when flexible packages are available. For instance, five and/or six day memberships are now common (whereby members can access a course on specific days but not on one or both

COVENTRY CITY COUNCIL PLAYING PITCH & OUTDOOR SPORT ASSESSMENT

weekend days), whilst discounts are regularly in place that are no longer limited solely to junior players (e.g. discounts for those aged 18-21 and 21-30 or for those aged 65 and over).

In the past, it was very common for many clubs to have waiting lists in place for membership, but this has become rarer in the present day. That being said, a rise in demand following the Covid-19 pandemic has tested this and resulted in capacity pressures, with a third of clubs now thought to have waiting times before new members can join.

England Golf reports that the average cost of a full adult membership across the Country is currently £901. In Coventry, membership to both Copsewood Grange Golf Club (£492) and Windmill Village Hotel & Golf Club (£595) is considerable below this figure, although at the former this can be attributed to it providing a 9-hole course rather than an 18-hole course.

At the other end of the scale, membership to Coventry Golf Club, at £1,400 per year (in addition to a £500 joining fee), and Coventry Hearsall Golf Club, at £1,250 per year, is significantly above the national average. This suggests that these facilities are relatively high-end.

No membership scheme is in place at Allesley Hall Golf Course.

Green fees are available at all five sites, although Coventry Hearsall Golf Club does not allow weekend access as these days are reserved for members and competitions. Similarly, Coventry Golf Club only permits visitors at weekends if they are accompanied by a member.

Table 13.7: Pricing structures at golf facilities within Coventry

| Site ID | Site name | Joining fee | Full membership (per year) | Green fee (per round) | |
|---------|------------------------------------|-------------|----------------------------|-----------------------|---------|
| | | | | Weekday | Weekend |
| 156 | Allesley Hall Golf Course | - | - | £7.50 | £7.50 |
| 158 | Coventry Hearsall Golf Club | N/A | £1,250.00 | £40.00 | - |
| 160 | Windmill Village Hotel & Golf Club | N/A | £595.00 | £20.00 | £30.00 |
| 197 | Copsewood Grange Golf Club | N/A | £492.00 | £15.00 | £15.00 |
| 198 | Coventry Golf Club | £500.00 | £1,400.00 | £70.00 | - |

At John Reay Golf Centre, the driving range is accessible for pay and play usage. It costs £3 for 25 balls, £6 for 60 balls or £8 for 100 balls. No membership scheme is in place.

Quality

There are no official national or county golf facility rankings. Generally, the better course quality and supporting infrastructure is, the higher the joining/membership and green fees are likely to be. Some sites gain status through hosting county, national and international golf events and some tend to feature in ranking articles put together by golf magazines.

Quality of the golf courses in Coventry is relatively good, with no significant issues identified. Coventry Golf Club in particular is considered to be good quality, with the venue having hosted Open Qualifying and many national events, whilst Allesley Park Golf Course is more basic, which is to be expected as a short municipal course.

In terms of ancillary facilities, the provision at Allesley Hall Golf Course, Coventry Golf Club and Coventry Hearsall Golf Club is adequate, although there are issues relating to the age of

COVENTRY CITY COUNCIL PLAYING PITCH & OUTDOOR SPORT ASSESSMENT

the clubhouse buildings. As a result, Coventry Hearsall Golf Club has plans to refurbish its provision, whilst Coventry Golf Club aspires to re-develop and re-structure its provision (which was built in 1971).

At Windmill Village Hotel & Golf Club, the ancillary provision is of a particularly high quality due to other facilities that are provided on site, including a hotel, gym and spa. It also caters for a variety of functions including weddings and work conferences.

Copsewood Grange Golf Club is connected to and shares facilities with Copsewood Sports & Social Club. However, limited access is provided to the golfers, which makes it a relatively unique setup.

Golf clubs generally need multiple revenue sources to operate effectively and the provision of a good quality, well equipped clubhouse is a key opportunity to provide a secondary income stream. This emanates from a variety of sources including bar and catering income from members and visitors as well as venue hire for special occasions including weddings, christenings and funerals. From a golfing perspective, given the current emphasis on increasing levels of female and junior golf membership across the Country, it is also imperative that ancillary provision can adequately cater for all types of members e.g., by providing gender specific changing facilities.

13.3: Demand

Golf participation considerably increased across the Country following the lifting of Covid-19 restrictions, both initially in 2020 and again following the later lockdown period in 2021. As one of the first sports to be allowed on both occasions, people were able to play whilst maintaining social distancing and England Golf provided very clear guidance as to how this should manifest itself (e.g., by not allowing the flag to be taken out or rakes to be used). Some courses have reported a near doubling of demand, highlighting that a significant opportunity now exists to increase participation in the long-term. However, to what level remains unclear as retention may be challenging as more users return to normal working/living conditions and with ongoing economic issues.

The following section examines current demand for golf in Coventry as well as recent trends and potential future demand.

Membership

England Golf suggests that the average membership of a golf club nationally is 386, which is based on a central national handicap platform. The table below provides the most recent membership numbers at the golf facilities within Coventry, with membership across the clubs equating to 2,166 members.

Table 13.8: Summary of golf membership within Coventry

| Site ID | Site name | No. of members |
|---------|------------------------------------|----------------|
| 156 | Allesley Hall Golf Course | N/A |
| 158 | Coventry Hearsall Golf Club | 705 |
| 159 | John Reay Golf Centre | N/A |
| 160 | Windmill Village Hotel & Golf Club | 393 |

COVENTRY CITY COUNCIL PLAYING PITCH & OUTDOOR SPORT ASSESSMENT

| Site ID | Site name | No. of members |
|---------|----------------------------|----------------|
| 197 | Copsewood Grange Golf Club | 382 |
| 198 | Coventry Golf Club | 686 |

As seen the average membership across the four clubs with a scheme in place is 541, suggesting that demand is relatively high. Both Coventry and Coventry Hearsall golf clubs operate significantly above the national average, whilst both Windmill Village Hotel & Golf Club and Copsewood Grange Golf Club are operating close to it.

Moreover, it must be noted that, despite having the lowest membership base, Copsewood Grange Golf Club is only a 9-hole course. As such, its membership is actually comparatively high and is the equivalent of an 18-hole course having a membership of 764.

Membership trends

In line with a national trend of increasing membership, demand at all four golf facilities with a membership scheme in place has increased since 2015, particularly at Coventry Golf Club which has seen its membership more than double. Collectively, there are now 865 more members across the clubs.

Table 13.9: Changes in demand since 2015

| Site ID | Club name | 2015 members | Current members | Change |
|---------|------------------------------------|--------------|-----------------|----------|
| 156 | Allesley Hall Golf Course | N/A | N/A | - |
| 158 | Coventry Hearsall Golf Club | 601 | 705 | +17.30% |
| 159 | John Reay Golf Centre | N/A | N/A | - |
| 160 | Windmill Village Hotel & Golf Club | 198 | 393 | +98.48% |
| 197 | Copsewood Grange Golf Club | 224 | 383 | +70.98% |
| 198 | Coventry Golf Club | 278 | 686 | +146.76% |

Pay and play

Whilst pay and play usage has increased across England in recent years. National consultation with several operators of golf facilities identifies that there is a need for a minimum of 25,000 rounds of golf (at a reasonable price level) to ensure the financial viability of an 18-hole course that prioritises such demand.

At Allesley Park Golf Club, it is known that the site received approximately 2,700 rounds from April-November in 2021, all from pay and play users. When extracted over a full year, this is significantly under the required figure of 25,000 rounds, although it must be noted that the site only provides a Par 3 course and that maintenance is only carried out to a basic level. This means it could likely survive from lower levels of use.

Usage figures at the remaining sites are not widely known as it is not something that is tracked by England Golf. However, it would be expected that demand would be highest at John Reay Golf Centre, Windmill Village Hotel & Golf Club and Copsewood Grange Golf Club given the operational structures in place and the cheaper price points for access.

If facilities with low membership numbers (or no membership scheme) do not have high green fee demand, long-term viability is questionable. Attracting pay and play usage is key to the business model and sustainability of such sites.

COVENTRY CITY COUNCIL

PLAYING PITCH & OUTDOOR SPORT ASSESSMENT

Unmet demand

Unmet demand is existing demand that is not getting access to golf facilities. To that end, Coventry Golf Club reports having a waiting list in place, with eight people currently on this. However, despite this representing unmet demand for access to this particular site, it is open to question as to whether it equates to true unmet demand for golf as it is more than likely that those on the waiting list will be accessing other provision in the meantime.

None of the remaining sites report having a waiting list in place for membership and each site that operates a membership scheme is advertising and welcoming new applications online, suggesting that they are all open for new members. This includes Coventry Hearsall Golf Club, which has the next highest existing membership after Coventry Golf Club. It reports that it is particularly looking to recruit junior members and members on 5-day packages.

Furthermore, no clubs are turning away pay and play users at times when such usage is allowed. Most pay and play rounds across the sites can be booked online or via telephone.

Latent demand

Latent demand is demand for golf that is not currently being realised. This could be for numerous reasons, such as time constraints, financial reasons and a lack of suitable, available provision. To that end, Sport England's Segmentation Tool enables analysis of 'the percentage of adults that would like to participate in golf but 'are not currently doing so'. The tool identifies latent demand of 3,380 people within Coventry, equating to 0.91% of the City's population.

Whilst the reasoning for the latent demand is unknown and is likely to be varied, the data does show relatively high demand which would significantly increase membership and/or pay and play usage across facilities if realised. England Golf is supportive of clubs that proactively target new audiences in an attempt to tap into such demand i.e., through developing a variety of golfing offers, coaching programmes and a range of membership options.

In addition, England Golf has a mapping tool that enables an assessment of potential demand within a 20-minute drive time of each golf facility, with the population broken down into nine golfing segments. These segments are defined to help provide an indication as to what type of golfing offer each would be most likely to access. They are:

- ◀ Relaxed members
- ◀ Older traditionalists
- ◀ Younger traditionalists
- ◀ Younger fanatics
- ◀ Younger actives
- ◀ Late enthusiasts
- ◀ Occasional time pressed
- ◀ Social couples
- ◀ Casual fun

Across Coventry, Copsewood Grange Golf Club is identified as having the largest potential demand, with 131,669 people falling within the segments within a 20-minute drive time. Coventry Hearsall Golf Club has the smallest potential demand, equating to 105,357 people.

The demand for each of the sites is relatively evenly split across the nine segments. The highest demand is from "younger traditionalists" (13,135 people), whilst the lowest is from "older traditionalists" (10,895 people).

Future demand

COVENTRY CITY COUNCIL

PLAYING PITCH & OUTDOOR SPORT ASSESSMENT

England Golf has an aim to increase membership of clubs nationally; however, after reaching its previous target, it no longer has a fixed goal in terms of growth.

Nationally, many clubs, especially the most established ones, will be happy to retain current demand levels, whilst others will be open to growing and some considerably so. In that regard, England Golf reports that many providers are proactively targeting new audiences through coaching programmes and a wider range of membership and playing options.

In Coventry, each facility will have different aspirations in terms of future levels of demand and how much future demand they can accommodate. However, it can be assumed that capacity will be somewhat limited at Coventry Golf Club and Coventry Hearsall Golf Club and more plentiful at the remaining sites based on current demand levels.

13.4: Supply and demand analysis

With six golf facilities in Coventry and a mix of 18-hole and 9-hole courses, as well as a well-equipped standalone driving range, there is seemingly a good range of provision servicing the City. This is especially the case given the different operational structures in place, with some facilities prioritising membership and others prioritising pay and play usage and with some offering a high price point and others offering a low price point. This suggests that all types of golfers are being catered for.

Notwithstanding the above, it is also clear that each facility is meeting a need, with membership high at each facility with a membership scheme in place and the remaining sites providing the variety that is required. Furthermore, the impending loss of the 18-hole course at Windmill Village Hotel & Golf Club will place further pressure on the supply, not only because this removes a more accessible and affordable option, but with users of this site likely to transfer to their demand to other courses within or just outside of the City. It is therefore considered imperative that the remaining sites are protected as any further loss would create clear gaps in the golfing market.

With only one driving range provided in the City, it can also be said that there is an under-supply for this type of provision based on the population size of Coventry and the high levels of demand that are evident. Re-establishing golf at Brandon Wood Golf Course could assist in accommodating the demand from Windmill Village Hotel & Golf Club and with providing additional driving range bays to the City's residents. This should therefore be supported.

Golf summary

- ◀ There are currently six golf facilities in Coventry.
- ◀ Four golf sites within Coventry provide one standard hole course, with three 18-hole courses (Coventry Hearsall, Windmill Village Hotel and Coventry golf clubs) and one 9-hole course (Copsewood Grange Golf Club) in place.
- ◀ The course at Windmill Village Hotel & Golf Club is soon to be lost following approval for a housing scheme as part of the local plan.
- ◀ An 18-hole Par 3 course is provided at Allesley Hall Golf Course which is owned and managed by the Council.

COVENTRY CITY COUNCIL PLAYING PITCH & OUTDOOR SPORT ASSESSMENT

- ◀ John Reay Golf Centre provides a 30-bay, covered driving range with sports lighting, although this represents a low supply for an authority the size of Coventry.
- ◀ Although located just outside of Coventry, Brandon Wood Golf Course is owned by the City Council and provides a disused 18-hole course following closure in November 2020; it was deemed to be an unviable operation by Coventry Sports Trust but the Council is now working on re-establishing the site for golf.
- ◀ The intention is to develop the site to contribute to the Council's 10-year Sports Strategy, to provide a good quality accessible golf course and ancillary facility offer, to provide a facility mix that means the site is sustainable without a council subsidy, and to explore alternative uses for surrounding land to compliment golf and to create other possible leisure/physical activity opportunities.
- ◀ Coventry and Coventry Hearsall golf clubs are members clubs, Windmill Village Hotel & Golf Club, John Reay Golf Centre and Copsewood Grange Golf Club are proprietary facilities and Allesley Hall Golf Course is a municipal course.
- ◀ Coventry and Coventry Hearsall golf clubs operate above the national average for membership costs, suggesting that they are high-end facilities, whereas the remaining sites are below the rate.
- ◀ In terms of the quality of the golf facilities, it is relatively good across Coventry with no significant issues identified, especially at Coventry Golf Club.
- ◀ Coventry Hearsall Golf Club has plans to refurbish ancillary provision on site whilst Coventry Golf Club aspires to re-develop and re-structure its building (which was built in 1971).
- ◀ Membership across the four sites with a membership scheme in place is high, collectively amounting to 2,166 members.
- ◀ Coventry and Coventry Hearsall golf clubs are operating significantly above the national average for membership, whereas Windmill Village Hotel and Copsewood Grange golf clubs are close to it.
- ◀ Membership since 2015 has increased across all four clubs and collectively across the clubs by 865 members.
- ◀ Coventry Golf Club operates with a small waiting list (eight members), although it is questionable as to whether this represents true unmet demand as it is likely that this demand is currently being accommodated elsewhere.
- ◀ Pay and play usage is unknown but is likely to be highest at Allesley Hall Golf Course, Windmill Village Hotel and Copsewood Grange golf clubs as well as John Reay Golf Centre given the operational structures in place and the lower price points.
- ◀ England Golf's mapping tool identifies a significant amount of potential/latent demand, with Copsewood Grange Golf Club shown to have the highest population base.
- ◀ With six golf facilities in Coventry and a mix of 18-hole and 9-hole courses, as well as a well-equipped driving range, there is seemingly a good range of provision servicing the City.
- ◀ It is also clear that each facility is meeting a need, with further pressure to be created following the impending loss of provision at Windmill Village Hotel & Golf Club, meaning that all remaining sites require protection.
- ◀ There is also a shortfall of driving range bays.

COVENTRY CITY COUNCIL PLAYING PITCH & OUTDOOR SPORT ASSESSMENT

APPENDIX 1: SPORTING CONTEXT

The following section outlines a series of national, regional and local policies pertaining to the study and which will have an important influence on the Strategy.

National context

The provision of high quality and accessible community outdoor sports facilities at a local level is a key requirement for achieving the targets set out by the Government and Sport England. It is vital that this strategy is cognisant of and works towards these targets in addition to local priorities and plans.

Department of Media Culture and Sport Sporting Future: A New Strategy for an Active Nation (2015)

The Government published its strategy for sport in December 2015. This strategy confirms the recognition and understanding that sport makes a positive difference through broader means and that it will help the sector to deliver five simple but fundamental outcomes: physical health, mental health, individual development, social and community development and economic development. In order to measure its success in producing outputs which accord with these aims it has also adopted a series of 23 performance indicators under nine key headings, as follows:

- ◀ More people taking part in sport and physical activity.
- ◀ More people volunteering in sport.
- ◀ More people experiencing live sport.
- ◀ Maximising international sporting success.
- ◀ Maximising domestic sporting success.
- ◀ Maximising domestic sporting success.
- ◀ A more productive sport sector.
- ◀ A more financially and organisationally sustainable sport sector.
- ◀ A more responsible sport sector.

Sport England: Uniting the Movement 2021

Sport and physical activity has a big role to play in improving the physical and mental health of the nation, supporting the economy, reconnecting communities and rebuilding a stronger society for all. From this notion, Sport England has recently released its new strategy, Uniting the Movement, its 10-year vision to transform lives and communities through sport and physical activity.

It seeks to tackle the inequalities long seen in sport and physical activity. Providing opportunities to people and communities that have traditionally been left behind, and helping to remove the barriers to activity, has never been more important.

There are three key objectives to the Strategy:

- ◀ Advocating for movement, sport and physical activity.
- ◀ Joining forces on five big issues
- ◀ Creating the catalyst for change

In particular, the five big issues are identified where the greatest potential is seen for preventing and tackling inequalities in sport and physical activity. Each one is a building block that, on its own, would make a difference, but together, could change things profoundly:

COVENTRY CITY COUNCIL

PLAYING PITCH & OUTDOOR SPORT ASSESSMENT

Recover and reinvent: Recovering from the biggest crisis in a generation and reinventing as a vibrant, relevant and sustainable network of organisations providing sport and physical activity opportunities that meet the needs of different people.

Connecting communities: Focusing on sport and physical activity's ability to make better places to live and bring people together.

Positive experiences for children and young people: Unrelenting focus on positive experiences for all children and young people as the foundations for a long and healthy life.

Connecting with health and wellbeing: Strengthening the connections between sport, physical activity, health and wellbeing, so more people can feel the benefits of, and advocate for, an active life.

Active environments: Creating and protecting the places and spaces that make it easier for people to be active.

The specific impact of the Strategy will be captured through programmes funded, interventions made, and partnerships forged. For each specific area of action, a set of key performance indicators will be developed. This hybrid approach will help evidence the overall progress being made by all those involved in supporting sport and physical activity.

National Planning Policy Framework (updated 2021)

The National Planning Policy Framework (NPPF) sets out planning policies for England. It details how these changes are expected to be applied to the planning system. It also provides a framework for local people and their councils to produce distinct local and neighbourhood plans, reflecting the needs and priorities of local communities.

The NPPF states the purpose of the planning system is to contribute to the achievement of sustainable development. It identifies that the planning system needs to focus on three themes of sustainable development: economic, social and environmental. A presumption in favour of sustainable development is a key aspect for any plan-making and decision-taking processes. In relation to plan-making the NPPF sets out that Local Plans should meet objectively assessed needs.

The 'promoting healthy communities' theme identifies that planning policies should be based on robust and up-to-date assessments of the needs for open space, sports and recreation facilities and opportunities for new provision. Specific needs and quantitative or qualitative deficiencies or surpluses in local areas should also be identified. This information should be used to inform what provision is required in an area.

As a prerequisite the NPPF states existing open space, sports and recreation buildings and land, including playing fields, should not be built on unless:

- ◀ An assessment has been undertaken, which has clearly shown that the open space, buildings or land is surplus to requirements.
- ◀ The loss resulting from the proposed development would be replaced by equivalent or better provision in terms of quantity and quality in a suitable location.
- ◀ The development is for alternative sports and recreational provision, the needs for which clearly outweigh the loss.

In order for planning policies to be 'sound' local authorities are required to carry out a robust assessment of need for open space, sport and recreation facilities.

The FA National Football Facilities Strategy (2018-28)

COVENTRY CITY COUNCIL PLAYING PITCH & OUTDOOR SPORT ASSESSMENT

The Football Association's (FA) National Football Facilities Strategy (NFFS) provides a strategic framework that sets out key priorities and targets for the national game (i.e., football) over a ten-year period.

The Strategy sets out shared aims and objectives it aims to deliver on in conjunction with The Premier League, Sport England and the Government, to be delivered with support of the Football Foundation.

These stakeholders have clearly identified the aspirations for football to contribute directly to nationally important social and health priorities. Alongside this, the strategy is clear that traditional, affiliated football remains an important priority and a core component of the game, whilst recognising and supporting the more informal environments used for the community and recreational game.

Its vision is: *"Within 10 years we aim to deliver great football facilities, wherever they are needed"*

£1.3 billion has been spent by football and Government since 2000 to enhance existing football facilities and build new ones. However, more is needed if football and Government's shared objectives for participation, individual well-being and community cohesion are to be achieved. Nationally, direct investment will be increased – initially to £69 million per annum from football and Government (a 15% increase on recent years).

The NFFS investment priorities can be broadly grouped into six areas, recognising the need to grow the game, support existing players and better understand the different football environments:

- ◀ **Improve 20,000 Natural Turf pitches**, with a focus on addressing drop off due to a poor playing experience;
- ◀ **Deliver 1,000 3G AGP 'equivalents'** (mix of full size and small sided provision, including MUGAs - small sided facilities are likely to have a key role in smaller / rural communities and encouraging multi-sport offers), enhancing the quality of playing experience and supporting a sustainable approach to grass roots provision;
- ◀ **Deliver 1,000 changing pavilions/clubhouses**, linked to multi-pitch or hub sites, supporting growth (particularly in women and girls football), sustainability and providing a facility infrastructure to underpin investment in coaching, officials and football development;
- ◀ **Support access to flexible indoor spaces**, including equipment and court markings, to support growth in futsal, walking football and to support the education and skills outcomes, exploiting opportunities for football to positively impact on personal and social outcomes for young people in particular;
- ◀ **Refurbish existing stock to maintain current provision**, recognising the need to address historic under-investment and issues with refurbishment of existing facilities;
- ◀ **Support testing of technology and innovation**, building on customer insight to deliver hubs for innovation, testing and development of the game.

Local Football Facility Plans

To support in delivery of the NFFS, The FA has commissioned a national project. Over the next two years to 2020, a Local Football Facility Plan (LFFP) will be produced for every local authority across England. Each plan will be unique to its area as well as being diverse in its representation, including currently underrepresented communities.

Identifying strategic priorities for football facilities across the formal, recreational and informal game, LFFPs will establish a ten-year vision for football facilities that aims to transform the

COVENTRY CITY COUNCIL PLAYING PITCH & OUTDOOR SPORT ASSESSMENT

playing pitch stock in a sustainable way. They will identify key projects to be delivered and act as an investment portfolio for projects that require funding. As such, around 90% of all will be identified via LFFPs. LFFPs will guide the allocation of 90% of national football investment (The FA, Premier League and DCMS) and forge stronger partnerships with local stakeholders to develop key sites. This, together with local match-funding will deliver over one billion pounds of investment into football facilities over the next 10-years.

It is important to recognise that a LFFP is an investment portfolio of priority projects for potential investment - it is not a detailed supply and demand analysis of all pitch provision in a local area. Therefore, it cannot be used as a replacement for a Playing Pitch Strategy (PPS) and it will not be accepted as an evidence base for site change of use or disposal.

A LFFP will; however, build on available/existing local evidence and strategic plans and may adopt relevant actions from a PPS and/or complement these with additional investment priorities.

The FA: Time for Change Strategy (2020-24)

The FA launched its new National Game Strategy in January 2021 which aims to 'unite the game and inspire the nation'. It will do this in two ways, by 'changing the game to maximise its impact' and by 'serving the game to deliver football for all'.

To achieve this, the strategy will focus on six Game Changer objectives, to change the fabric of the game and tackle long-term issues, to make the largest possible impact in the years ahead:

- ◀ Win a major tournament
- ◀ Service > two million through a transformed media platform
- ◀ Ensure equal opportunities for every girl
- ◀ Delivery of 5,000 quality pitches
- ◀ A game free of discrimination
- ◀ Maximise the appeal and revenue of the FA cups and BFAWSL

These are underpinned by eight Serve objectives, ensuring maintenance of brilliant business-as-usual services to support the growing and evolving needs of the game:

- ◀ Trusted, progressive regulation and administration
- ◀ Safe and inclusive football pathways and environment
- ◀ Personalised and connected learning experiences
- ◀ Maximum investment into the game
- ◀ Diverse, high-performing workforce and inclusive culture
- ◀ World class venues and events
- ◀ Strong reputation and clear brand identity
- ◀ Technology enabled and insight driven

England and Wales Cricket Board (ECB) Inspiring Generations (2020-2024)

The England and Wales Cricket Board unveiled a new strategic plan in 2019. The strategic plan aims to connect communities and improve lives by inspiring people to discover and share their passion for cricket

The plan sets out six important priorities and activities, these are:

Grow and nurture the core

COVENTRY CITY COUNCIL PLAYING PITCH & OUTDOOR SPORT ASSESSMENT

- ◀ Create an infrastructure investment fund for First Class County Clubs (FCCs)
- ◀ Introduce a new Community Investment Funding for FCCs and County Cricket Boards (CCBs)
- ◀ Invest in club facilities
- ◀ Develop the role of National Counties Cricket
- ◀ Further invest in County Competitions

Inspire through elite teams

- ◀ Increase investment in the county talent pathway
- ◀ Incentivise the counties to develop England Players
- ◀ Drive the performance system through technology and innovation
- ◀ Create heroes and connect them with a new generation of fans

Make cricket accessible

- ◀ Broaden crickets appeal through the New Competition
- ◀ Create a new digital community for cricket
- ◀ Install non-traditional playing facilities in urban areas
- ◀ Continue to deliver South Asian Action Plans
- ◀ Launch a new participation product, linked to the New Competition

Engage children and young people

- ◀ Double cricket participation in primary schools
- ◀ Deliver a compelling and coordinated recreational playing offer from age five upwards
- ◀ Develop our safeguarding to promote safe spaces for children and young people

Transform women's and girls' cricket

- ◀ Grow the base through participation and facilities investment
- ◀ Launch centres of excellence and a new elite domestic structure
- ◀ Invest in girls' county age group cricket
- ◀ Deliver a girls' secondary school programme

Support our communities

- ◀ Double the number of volunteers in the game
- ◀ Create a game-wide approach to Trust and Foundations through the cricket network
- ◀ Develop a new wave of officials and community coaches
- ◀ Increase participation in disability cricket

The Rugby Football Union Strategic Plan (2021)

The RFU has released its new strategic vision, which is to achieve 'a successful and thriving game across England'. The strategy can be found [here](#).

It identifies four 'Game Objectives' and four 'Driving Objectives', to form priority focuses for the strategy. It believes that these objectives will make the greatest substantive improvements to the game and investment will be aligned to these areas.

Game objectives

- ◀ **Enjoyment** – Enable positive player experiences on and off the field.

COVENTRY CITY COUNCIL PLAYING PITCH & OUTDOOR SPORT ASSESSMENT

- ◀ **Winning England** – Create the best possible high-performance system for England Rugby.
- ◀ **Welfare** – Enhance players welfare to protect and support the wellbeing of players.
- ◀ **Flourishing rugby communities** – Support clubs to sustain and grow themselves and to reflect society.

Driving objectives

- ◀ **Diversity & inclusion** – Drive rugby union in England to reflect the diversity of society.
- ◀ **Understand** – Build a deep understanding of players, volunteers and fans to shape the future of the game.
- ◀ **Connect** – Connect with and grow the rugby community and create exceptional experiences.
- ◀ **Commercial & operational excellence** – Ensure a sustainable and efficient business model delivered by an inspired workforce.

A number of aims, identified as key to the achievement of these main objectives, are particularly relevant to facilities. The provision of good quality and suitable rugby union facilities will help to achieve these aims and in turn objectives:

- ◀ **Enjoyment** – Improve accessibility for women and girls across the game.
- ◀ **Enjoyment** – Make the game inclusive and attractive for 14 to 18 year olds.
- ◀ **Flourishing rugby communities** – Provide support to help clubs maximise the benefit from their facilities and assets.
- ◀ **Diversity & Inclusion** – Improve the diversity of all facets of our game and continue to create and inclusive environment for all.

Rugby Football League Strategic Plan 2015 – 2021

The RFL's most recent strategy aims to establish rugby league as "a growing sport, available throughout the country, that is recognised as providing positive experience for all participants and spectators, in environments that are welcoming, inclusive, vibrant, safe and comfortable - encouraging people to return again and again, featuring:

- ◀ Financially viable and sustainable professional clubs creating stable employment opportunities, showcasing local, national and international playing talent, and leading the sport's development - and making a difference - in their own communities;
- ◀ Welcoming community clubs, putting players first, offering recreational enjoyment for children and adults alike in a safe and inclusive environment;
- ◀ A central organisation that stands out for excellence, innovation, mutual respect, integrity and inclusion that understands its role in servicing the wider sport;
- ◀ A sports that lives its values in all its decisions and actions.

This vision is underpinned by 13 core principles, including:

- ◀ **An integrated whole sport.** Each constituent part of the sport will have a responsibility to ensure the good health of the entire game;
- ◀ **Return on investment.** Investment will be targeted to ensure the sustainability of member clubs, and growth in the number and quality of players thus seeking an effective return for the game;
- ◀ **Financial parameters.** Financial distributions will be undertaken to ensure the whole of the game will move forward together;
- ◀ **Geographic expansion.** Geographic expansion of the sport should be carried out in a proportionate and sustainable manner.

COVENTRY CITY COUNCIL

PLAYING PITCH & OUTDOOR SPORT ASSESSMENT

Rugby League World Cup ‘Inspired by 2022’ Legacy Programme

The Rugby League World Cup 2022 will develop a £10 million legacy programme with funds driven into local clubs and community projects. The government investment, delivered by Sport England, is part of RLWC 2021’s ambitious plan to grow the sport and make it more visible, engaging and welcoming to current and potential participants.

The funding will be split into large transformational community projects, such as changing room improvements and new artificial grass pitches with the remaining funding used for smaller scale initiatives such as supplying new kit and equipment to promote club and community development. The investment will focus on the following four key areas:

- ◀ Creating welcoming environments
- ◀ Encouraging participation growth
- ◀ Building community engagement
- ◀ Cultivating further investment

England Hockey (EH) - A Nation Where Hockey Matters 2013

The vision is for England to be a ‘Nation Where Hockey Matters’.

We know that delivering success on the international stage stimulates the nation’s pride in their hockey team and, with the right events in place, we will attract interest from spectators, sponsors and broadcasters alike. The visibility that comes from our success and our occasions will inspire young people and adults to follow in the footsteps of their heroes and, if the right opportunities are there to meet their needs, they will play hockey and enjoy wonderful experiences.

Underpinning all this is the infrastructure which makes our sport function. We know the importance of our volunteers, coaches, officials, clubs and facilities. The more inspirational our people can be, the more progressive we can be and the more befitting our facilities can be, the more we will achieve for our sport. England Hockey will enable this to happen and we are passionate about our role within the sport. We will lead, support, counsel, focus and motivate the Hockey Nation and work tirelessly towards our vision.

As a governing body, we want to have a recognisable presence to participants of the game, be that through club or association website or their communications, or through the work of the many outstanding coaches in our game, so that players understand that their club is part of a wider team working together to a common goal.

The core objectives are as follows:

- ◀ Grow our Participation
- ◀ Deliver International Success
- ◀ Increase our Visibility
- ◀ Enhance our Infrastructure
- ◀ For England Hockey to be proud and respected custodians of the sport

Club participation

Our club market is well structured and clubs are required to affiliate to England Hockey to play in community leagues. As a result only relatively few occasional teams lie outside our affiliation structure. Schools and Universities are the other two areas where significant hockey is played.

COVENTRY CITY COUNCIL PLAYING PITCH & OUTDOOR SPORT ASSESSMENT

Hockey is clearly benefiting from a double Olympic legacy. After Great Britain's women won bronze in front of a home crowd in London in 2012 the numbers of young girls playing the sport doubled and a historic gold in Rio 2016 saw more than 10,000 players promptly joining clubs. These triumphs have inspired the nation to get active and play hockey. Thanks to the outstanding work of the network of clubs across the country, England Hockey has seen unprecedented growth at both ends of the age range. There has been an 80% increase in the number of boys and girls in clubs, as well as a 54% increase in players over the age of 46.

Hockey clubs have reaped the rewards of the improved profile of the sport, focussing on a link with schools to provide excellent opportunities for young players. Programmes such as Quick sticks – a small-sided version of hockey for 7-11 year olds – in Primary Schools have been hugely successful in allowing new players to take part in the sport from an early age. The growth in the sport since the eve of London 2012 has been seen across the country, examples being a 110% increase in under 16s club participation in London, and a 111% growth in the North West in the same age bracket.

England Hockey Strategy

England Hockey's Facilities Strategy can be found [here](#).

Vision: For every hockey club in England to have appropriate and sustainable facilities that provide excellent experiences for players.

Mission: More, Better, Happier Players with access to appropriate and sustainable facilities

The 3 main objectives of the facilities strategy are:

1. PROTECT: To conserve the existing hockey provision

- ◀ There are currently over 800 pitches that are used by hockey clubs (club, school, universities) across the country. It is important to retain the current provision where appropriate to ensure that hockey is maintained across the country.

2. IMPROVE: To improve the existing facilities stock (physically and administratively)

- ◀ The current facilities stock is ageing and there needs to be strategic investment into refurbishing the pitches and ancillary facilities. England Hockey works to provide more support for clubs to obtain better agreements with facilities providers & education around owning an asset.

3. DEVELOP: To strategically build new hockey facilities where there is an identified need and ability to deliver and maintain. This might include consolidating hockey provision in a local area where appropriate.

- ◀ England Hockey has identified key areas across the country where there is a lack of suitable hockey provision and there is a need for additional pitches, suitable for hockey. There is an identified demand for multi pitches in the right places to consolidate hockey and allow clubs to have all of their provision catered for at one site.

England Netball

In November 2021 England Netball launched a 10-year 'Adventure Strategy' for the game with a new brand identity for the organisation.

COVENTRY CITY COUNCIL PLAYING PITCH & OUTDOOR SPORT ASSESSMENT

England Netball's 'Adventure Strategy' shares a purpose-led ambition for the game, to build on the momentum the sport has seen in recent years and take it to new heights for the decade ahead.

The 'Adventure Strategy' outlines the intention to:

- ◀ Accelerate the development and growth of the game at every level, from grassroots to the elite,
- ◀ Elevate the visibility of the sport, and
- ◀ Lead a movement to impact lives on and beyond the court.

At the heart of its purpose, England Netball, with its proud and unique female foundations, will remain dedicated to increasing opportunities for women and girls to play the game as a priority, working tirelessly to address the gender participation gap in sport that has widened since the global pandemic.

Underpinned by years of engaging with and delivering netball for female communities, the organisation pledges to understand, support and nurture women and girls more deeply at every life stage, at every age.

The organisation is also committed to opening the sport to new audiences in every community, so netball better represents the rich diversity of the country it proudly represents, and ensures the sport continues to evolve and adapt to thrive in the future, helping to create a truly inclusive sport for all where everyone can belong, flourish and soar. A recent partnership announcement with England Men's and Mixed Netball Association to help develop and grow male participation in the game, supports this commitment as England Netball pledges to promote difference and embrace the opportunity to make the sport a possibility within everyone's reach.

Transforming netball for children and young people is a strategic priority to protect the future of the sport. Working with schools and policy makers to extend physical literacy within, and after the school day with a focus on netball specific provision will pave the way for greater community participation. The organisation will accelerate the expansion of its Bee Netball programme for young children, whilst supporting teens and young women to stay in the game to keep them physically active and in the game for life.

The elite game is in focus too, with the ambition for the Vitality Roses to be the best female sports team in the world, supporting the national team to consistently win on the world stage, with an outstanding talent pathway in place to fuel sustainable successes on court, and setting new standards for netball. The professionalisation of the game over the next decade is a priority, focusing on growing world-leading international and domestic competitions and events, and creating more careers in the sport.

Grounded in feedback from the Netball Family, with over 3,000 members and stakeholders consulted as part of the strategic process to understand what they wanted netball to 'look like' in 2031, the plan is aspirational and ambitious and sees the organisation pledge to continue to be a trailblazer for women's sport as it embarks on its new adventure.

Facility Development

The facility development aspirations stated within the Strategy are to:

COVENTRY CITY COUNCIL PLAYING PITCH & OUTDOOR SPORT ASSESSMENT

- ◀ Take a fresh look at the spaces required to support the sport, creating accessible places in every community to allow netball to be incorporated into how and where women and girls live their lives;
- ◀ Protect, enhance, and extend the network of homes that house the sport at a local and regional level;
- ◀ Develop an elite domestic professional competition that supports full time athletes underpinned by a world class infrastructure and environments.
- ◀ For England Netball to achieve its ambitions to make the game accessible to wider audiences and in every community, it encourages Local Authorities to adopt policies within Playing Pitch Strategies and Built Facilities Strategies that:-
- ◀ Facilitates informal netball activity within neighbourhood multi use games areas for example by installing combined outdoor basketball and netball goals and art courts in Neighbourhood Equipped Areas for Play (NEAPs).
- ◀ Incorporates the cultural and health needs of women and girls within any designs for improved or new facilities.
- ◀ Protects and enhances netball facilities within all Primary and Secondary School environments so they offer a positive first experience of the sport for students and the wider community during out of school hours.
- ◀ Supports the installation of sports lights on outdoor courts to increase all year-round use.
- ◀ Facilitates the development of netball growth programmes, club training and competition within public leisure centres.
- ◀ Where appropriate, supports the development of netball homes and performance environments that enable local women and girls to pursue a career in netball as an elite athlete, official, coach or administrator.

Tennis in Britain - LTA Strategy

The LTA's vision for 2019 – 2023, Tennis Opened Up includes seven strategies relating to three objectives which are built around its mission 'to grow tennis by making it relevant, accessible, welcoming and enjoyable'.

Objectives

- ◀ Increase the number of fans on our database from [623,602] to [1,000,000] by 2023.
- ◀ More people playing more often;
- ◀ Enable 5 new players to break into the top 100 by 2023 and inspire the tennis audience.

Strategies

- ◀ Visibility -Broaden relevance and increase visibility of tennis all year round to build engagement and participation with fans and players.
- ◀ Innovation - Innovate in the delivery of tennis to widen its appeal.
- ◀ Investment - Support community facilities and schools to increase the opportunities to play
- ◀ Accessibility - Make the customer journey to playing tennis easier and more accessible for anyone
- ◀ Engagement - Engage and collaborate with everyone involved in delivering tennis in Britain, particularly coaches and volunteers to attract and maintain more people in the game.
- ◀ Performance - Create a pathway for British champions that nurtures a diverse team of players, people and leaders.
- ◀ Leadership - Lead tennis in Britain to the highest standard so it is a safe, welcoming, well-run sport.

COVENTRY CITY COUNCIL

PLAYING PITCH & OUTDOOR SPORT ASSESSMENT

Bowls England: Strategic Plan 2014-2017

Although the Plan is out of date, it remains the most up to date available. Bowls England will provide strong leadership and work with its stakeholders to support the development of the sport of bowls in England for this and future generations.

The overall vision of Bowls England is to:

- ◀ Promote the sport of outdoor flat green bowls.
- ◀ Recruit new participants to the sport of outdoor flat green bowls.
- ◀ Retain current and future participants within the sport of flat green bowls.

In order to ensure that this vision is achieved, ten key performance targets have been created, which will underpin the work of Bowls England up until 31st March 2017.

- ◀ 115,000 individual affiliated members.
- ◀ 1,500 registered coaches.
- ◀ Increase total National Championship entries by 10%.
- ◀ Increase total national competition entries by 10%.
- ◀ Medal places achieved in 50% of events at the 2016 World Championships.
- ◀ 35 county development plans in place and operational.
- ◀ County development officer appointed by each county association.
- ◀ National membership scheme implemented with 100% uptake by county associations.
- ◀ Secure administrative base for 1st April 2017.
- ◀ Commercial income to increase by 20%.

Despite a recent fall in affiliated members, and a decline in entries into National Championships over the last five years, Bowls England believes that these aims will be attained by following core values. The intention is to:

- ◀ Be progressive.
- ◀ Offer opportunities to participate at national and international level.
- ◀ Work to raise the profile of the sport in support of recruitment and retention.
- ◀ Lead the sport.
- ◀ Support clubs and county associations.

England Golf – Strategic Direction (2021-2025)

In 2021 England Golf launched its new Strategy to leads, support, inspire and deliver for its community of golfers, golf clubs and counties. Its re-focusing its priorities, energy and passion into the key areas to help widen golf's appeal, highlighting the sport as a more inclusive and accessible offer.

The objectives are:

- ◀ Lead through strong governance & integrity
- ◀ Energise & support the golf community
- ◀ Deliver a more inclusive & accessible sport
- ◀ Inspire current & future generations

<https://www.Englandgolf.org/Englandgolfstrategy/>

England Athletics Strategic Plan – Athletics & Running: for everyone, forever – 2017 and beyond

COVENTRY CITY COUNCIL PLAYING PITCH & OUTDOOR SPORT ASSESSMENT

This plan sets out England Athletics' mission, vision and strategic priorities that will direct how they work as an organisation during the coming years: what they do and how they will do it.

Vision: Make athletics and running the most inclusive and popular sport in England, led by a network of progressive clubs and organisations and supported by a sustainable, respected and trusted governing body.

For England Athletics to achieve this vision, they will focus on three values:

- ◀ Pride – taking pride in their work and demonstrating to athletes that they recognise the importance of their role in bettering athletics.
- ◀ Integrity – demonstrate integrity to earn respect and to build effective partnerships.
- ◀ Inclusivity – promote inclusivity in all their actions.

Mission: To grow opportunities for everyone to experience athletics and running, to enable them to reach their full potential.

In order to achieve their mission, England Athletics will have three strategic priorities.

- ◀ To expand the capacity of the sport by supporting and developing its volunteers and other workforce. The target is to achieve a 6% increase every year of licensed leaders, coaches and officials.
- ◀ To sustain and increase participation and performance levels in our sport. To achieve this, England Athletics' current targets are to increase the number of club registered athletes from (149,000 to 172,000), engage 135,000 people through the RunTogether programme and to increase athlete performance levels across all events and disciplines by 1% every year.
- ◀ To influence participation in the wider athletics market. Their target here is to increase the number of regular athletes or runners by at least one million.

England Athletics Facility Strategy (2018 – 2025)

The purpose of this document is to set out our long term vision for athletics facilities in England. Facilities form a vital component of the overall England Athletics strategy.

The development, protection and enhancement of facilities will support our strategic plan and help England Athletics contribute to the delivery of the Department for Culture, Media and Sport's Sporting Futures: A New Strategy for Sport and Sport England's strategy Towards an Active Nation. Appropriate facilities help to attract and inspire new participants and provide the foundation and focus for a significant proportion of the England Athletics family.

The England Athletics Strategic Plan notes that the sport increasingly needs to become financially sustainable and that a business-like and innovative approach is a vital component of its future success. Facilities are fundamental, but they are also expensive to create and to maintain. The sport therefore faces a significant challenge to develop, improve and maintain facilities, most of which are currently operated and funded by third parties.

This strategy sets out a challenge to all those involved with the delivery of the sport to be innovative and business like in the operation and development of facilities at a time of financial challenge, as it aims "To create an innovative and inspiring network of sustainable athletic facilities, with the capacity to meet both current and future demand across England".

COVENTRY CITY COUNCIL PLAYING PITCH & OUTDOOR SPORT ASSESSMENT

APPENDIX 2: NON TECHNICAL ASSESSMENT SHEETS

| Non Technical Visual Quality Assessment - Football | | | | | | | |
|--|--|--|---|---|--------------------|----------------|---|
| Please complete one form per pitch | | | | | | | |
| Site reference: | | | Site Name: | | | | |
| 6 figure grid reference | | | Pitch ID(s): | | | | |
| Number of football pitches on site: | | | Pitch size: | (Adult 11v11, Youth 11v11, 9v9, 7v7 Mini, 5v5, 7v7) | | | |
| Availability | | | Are any other pitches marked out over this pitch? | <input type="checkbox"/> | | | |
| If yes, please indicate what pitches are overmarked? (i.e. one youth pitch is overmarked on a adult pitch) in Pitch Issues | | | | | | | |
| Weather at time of visit & date of visit | | | | | | | |
| Pitch Issues: | | | | | | | |
| Assessment Criteria (please rank each of the following aspects for each pitch with an 'X' in the coloured box to the right of the chosen answer) | | | | | | | |
| Element (Gathered via a non technical site assessment) | Rating | | | | | Guidance notes | Comments |
| Playing surface | | | | | | | |
| Grass Cover | Good >80% | | Adequate 60-80% | | Poor <60% | | Advice is to walk through the middle of the pitch |
| Does the pitch meet The FA minimum size? | Yes - as per the FA recommended size | | Within FA recommended guidelines | | No | | See size chart below for recommended dimensions |
| Slope of pitch (gradient and cross fall) | Flat | | Moderate | | Severe | | |
| Length of grass | Good | | Too long | | Too short | | Good 30mm-50mm, Too long 51mm plus, Too short 29mm less |
| Evenness of pitch | Good | | Adequate | | Poor | | |
| Problem Areas: Evidence of dog fouling/glass/litter/vehicle tracks | None | | Yes - some | | Yes - lots | | |
| Problem Areas: Evidence of unofficial use/damage to the surface | None | | Yes - some | | Yes - lots | | |
| Problem Areas: Evidence of poor drainage | No evidence of standing water or poor drainage | | Some evidence of poor drainage | | Yes, poor drainage | | |
| Maintenance programme (information from maintenance schedule/grounds team/club survey) | | | | | | | |
| Section total | | | | | | | |
| Grass cutting | Yes, as required | | Yes, but not frequent enough | | No | | |
| Seeded | Yes, as required | | Not known | | No | | |
| Aerated (per year) | Three or more times | | Once/ twice | | No | | |
| Sand dressed | Within the last 12 months | | Within the last 2 years | | No | | |
| Fertilised | Within the last 12 months | | Within the last 2 years | | No | | |
| Weed killed | Within the last 12 months | | Within the last 2 years | | No | | |
| Section total | | | | | | | |
| NB If none of this information is provided you should assume that only the grass is being cut and the rest of the maintenance items should be marked with the lowest score option. | | | | | | | |
| PITCH SCORE | | | 0.0% | | RATING | | Poor |

Grass football pitch non-technical assessment
Cricket pitch non-technical assessment

COVENTRY CITY COUNCIL PLAYING PITCH & OUTDOOR SPORT ASSESSMENT

| Element | Rating | | | Guidance notes | Comments (use the guidance notes to help complete) |
|---|--------|------------|---------------------------|--|---|
| About the cricket outfield | | | | | |
| Grass coverage | Good | Acceptable | Poor | <80% falls below the ECB basic standard | |
| Length of grass | Good | Acceptable | Poor | Ideally 12mm - 25mm | |
| Evenness | Even | Uneven | | Ball should run without deviation or ramp | |
| Evidence of Dog fouling/glass/stones/litter? | None | Yes | Immediate action required | Flag also with to refer to care manager. If yes, refer to maintenance/site manager | |
| Evidence of Unofficial use? | None | Yes | Immediate action required | eg informal, casual use, unauthorised use, kids kick about etc. Flag also with to refer to care manager. If yes, refer to maintenance/site manager | |
| Evidence of Damage to surface? | None | Yes | Immediate action required | eg from animals/vehicles - ricksh, quills and faeces etc may also wish to refer to care manager | |
| Artificial wickets | | | | | |
| Is the wicket and surrounds married in | Yes | No | | There should be no trip points | |
| Evenness of wicket | Even | Uneven | | There should be no contours in surface levels | |
| Stump holes | Yes | No | | Should be no wider than a standard cricket ball | |
| Moss or materials in the surface | Yes | No | | There should be none | |
| Rips or surface lifting | Yes | No | | If "yes" contact site manager | |
| Surface worn in high traffic areas - creases | Yes | No | | If "yes" contact site manager | |
| Hardness - does the ball rebound when thrown straight down? | Yes | No | | | |
| Grass wickets | | | | | |
| Presence of line markings | Yes | No | | | |
| Evidence of rolling - is wicket smooth and uniform | Yes | No | | | |
| Evidence of straight cut and height | Yes | No | | 3mm on outside wicket/12mm rest of square | |
| Evidence of repair work on old wickets | Yes | No | | | |
| Grass coverage (square and wickets) | Yes | No | | <80% falls below the ECB basic standard | |
| Hardness - does a cricket ball thrown straight down into the surface rebound? | Yes | No | | | |
| Changing/ Pavilion | | | | | |
| Umpires provision | Yes | No | | | |
| Toilets | Yes | No | | | |
| Hot/cold water | Yes | No | | | |
| Heating | Yes | No | | | |
| Condition of building | Good | Acceptable | Requires attention | | |
| NTP | | | | | |
| Is the wicket and surrounds married in (no trip points) | Yes | No | | | |
| Evenness of wicket (no contours in surface levels) | Even | Uneven | | | |
| Stump holes (no wider than a standard cricket ball) | Yes | No | | | |
| Moss or materials in the surface (should be none) | Yes | No | | | |
| No rips or surface lifting | Yes | No | | | |
| Surface worn in high traffic areas - crease | Yes | No | | | |
| Hardness - does the ball rebound when thrown straight down | Yes | No | | | |
| Is the steel frame/posts upright? | Yes | No | | | |
| Are steel cross members detached? | Yes | No | | | |
| Are all posts and net fixings in place? | Yes | No | | | |
| Can a ball pass through any part of the netting? | Yes | No | | | |
| Is appropriate safety/supervisory signage present? | Yes | No | | | |

COVENTRY CITY COUNCIL PLAYING PITCH & OUTDOOR SPORT ASSESSMENT

| Non Technical Visual Quality Assessment - Rugby Union | | | | | | | | | | |
|--|---|--|--|--|--------------------------------------|--|--|----------|---------------------|---|
| Please complete one form per pitch | | | | | | | | | | |
| Site reference | | | | | | | | | | Site Name |
| 6 figure grid reference | | | | | | | | | | Pitch ID(s) |
| Date of assessment | | | | | | | | | | Pitch size |
| Number of pitches on site | | | | | | | | | | (Senior, Mini/Midi) |
| Availability | | | | | | | | | | Are any other pitches marked out over this pitch? |
| Community Use - used, Community Use - unused, No Community Use, Available but Unused | | | | | | | | | | |
| Weather at time of visit | | | | | | | | | | If yes, please indicate what pitches are overmarked? (i.e. one mini/ midi pitch is overmarked on a senior pitch) in Pitch Issues |
| General comments/observations | | | | | | | | | | |
| Assessment Criteria (please rank each of the following aspects for each pitch with an 'X' in the coloured box to the right of the chosen answer) | | | | | | | | | | |
| Qualitative information (gathered on site) | Rating | | | | | | Guidance notes | Comments | | |
| Grass Coverage | Good | | Adequate | | Poor | | >90% = good. <80% = poor | | | |
| Size of pitch | Acceptable (between recommended minimum and maximum sizes) | | Flag for further investigation (below recommended minimum size) | | Unacceptable (above maximum size) | | Maximum size = width 70m, goal line to goal line 100m, in goal area 22m, run offs 5m where practical. Recommended minimum size = width 68m, goal line to goal line 94m, in goal area 6m, run offs 5m where practical. | | | |
| Length of grass | Too Long | | Good | | Too short | | Too long = >75mm. Too short = <50mm | | | |
| Problem Areas: Evidence of glass/litter/vehicle tracks/dog fouling | None | | Yes - some | | Yes lots | | | | | |
| GOALPOSTS | | | | | | | | | | |
| Are goalposts installed? | Yes | | No | | | | | | | |
| Is there any obvious danger on posts? | Yes | | No | | | | | | | |
| Are the posts stable in the ground? | Yes | | No | | | | | | | |
| Is the crossbar fixed securely? | Yes | | No | | | | | | | |
| Is there evidence of rust on the posts? | Yes | | No | | | | | | | |
| ANCILLARY | | | | | | | | | | |
| Is the pitch floodlit? | Yes | | No | | | | | | | |
| Is there changing accommodation for the pitch? | Yes | | No | | | | | | | |
| Is an appropriate level of car parking available? | Yes | | No | | | | | | | |
| Pitch maintenance (information gathered via club survey/ pitch provider consultation) - refer to the guidance notes below | | | | | | | | | | |
| Aerated (per year) | three or more times | | twice | | once | | never | | | |
| Sand dressed (per year) | three or more times | | twice | | once | | never | | | |
| Fertilised (per year) | three or more times | | twice | | once | | never | | | |
| Weed killed (per year) | three or more times | | twice | | once | | never | | | |
| Chain harrowed | every week | | fortnightly | | monthly | | never | | | |
| Pitch Maintenance Score | | | | | | | | | | |
| Drainage | Natural (inadequate) SCORE D0 | | Natural (adequate) SCORE D1 | | Pipe drained SCORE D2 | | Pipe and slit drained SCORE D3 | | Unknown SCORE D0 | Natural (adequate) = 3 or less training/match cancellations per season Natural (inadequate) = 4 or more training match cancellations per season *Based on a pipe drained system at 5m centres that has been installed in the previous eight years **Based on a slit drained system at 1m centres completed in the previous five years. |

Rugby pitch non-technical assessment

Artificial grass pitches non-technical assessment (including third generation turf pitches)

COVENTRY CITY COUNCIL PLAYING PITCH & OUTDOOR SPORT ASSESSMENT

| Non Technical Visual Quality Assessment - Artificial grass pitches | | | | | | | | | |
|---|---------------------------------------|----------|--|-------------------------|-------------------------|----------------|------------------------------|--|--|
| Site reference | | | Site Name | | | | | | |
| 6 figure grid reference | | | Pitch ID | | | | | | |
| Number of AGPs on site | | | Pitch size | Full (i.e., 100m x 60m) | | | Half (i.e., 60m x 40m) | | |
| Availability | | | Community Use - used, Community Use - unused, No Community Use, Available but Unused | | | | | | |
| Type of pitch | Long Pile 3G (65mm with shock pad) | | Medium Pile 3G (55-60mm) | | Short Pile 3G (40mm) | | | | |
| | Sand Dressed | | Sand Filled | | Water based | | | | |
| Assessment Criteria (please rank each of the following aspects for each pitch with an 'X' in the coloured box to the right of the chosen answer) | | | | | | | | | |
| Element | Rating | | | | | Guidance notes | Site comments | | |
| Age of Surface | less than 2 years | | 2-5 years | | 5-10 years | | over 10 years | | |
| Evidence of moss/lichen (all surfaces) | None | | Yes - some | | Yes - lots | | | | |
| Loose gravel (macadam surface) | None | | Yes - some | | Yes - lots | | | | |
| Holes or rips in surface (macadam, art. grass or polymeric surfaces) | None | | Yes - some | | Yes - lots | | | | |
| Grip underfoot | Good | | Adequate | | Poor | | | | |
| Line markings - quality | Good | | Adequate | | Poor | | | | |
| Problem Areas: Evidence of Glass/ stones/ litter | None | | Yes - some | | Yes - lots | | | | |
| Problem Areas: Evidence of inappropriate use | None | | Yes - some | | Yes - lots | | | | |
| Problem Areas: Evidence of damage to surface | None | | Yes - some | | Yes - lots | | If no evidence, assume none. | | |
| Access for disabled players. i.e.: ramps onto courts, width of gates | Good | | Adequate | | Poor | | | | |
| Condition of posts/ nets/ goals | Good | | Adequate | | Poor | | | | |
| Surrounding fencing | Good | | Adequate | | Poor | | | | |
| Adequate safety margins (where appropriate) | Yes - fully | | No- but adequate | | No - not adequate | | | | |
| Is the AGP floodlit? | Yes | | | | No | | | | |
| Is the AGP left open at all times? | Yes | | | | No | | | | |
| Are there dug outs? | Yes | | | | No | | | | |
| Are there youth shelters/spectator seating around AGP? | Yes | | | | No | | | | |
| Is there changing accommodation for the AGP? | Yes | | | | No | | | | |
| Maximum score | 93 | Scoring: | Poor | <=50 | Total Score | 0 | | | |
| | | | Standard | 51-79 | Potential Rating | Poor | | | |
| | | | Good | 80+ | | | | | |

Court non-technical assessment

COVENTRY CITY COUNCIL PLAYING PITCH & OUTDOOR SPORT ASSESSMENT

Non Technical Visual Quality Assessment - Bowling green

| | |
|------------------|---|
| KKPref | <input type="text"/> |
| Site name: | <input type="text"/> |
| Number of greens | <input type="text"/> |
| Flat/crown | Community Use? <input type="checkbox"/> |

Assessment Criteria (please rank each of the following aspects for each pitch with an 'X' in the coloured box to the right of the chosen answer)

| Element | Rating | | | Comments | | | |
|--|----------|--------------------------|--------------------------|--------------------------|---------------|--------------------------|--|
| About the greens | | | | | | | |
| Grass cover | Over 70% | <input type="checkbox"/> | 40-69% | <input type="checkbox"/> | less than 40% | <input type="checkbox"/> | |
| Evenness of surface | Good | <input type="checkbox"/> | Adequate | <input type="checkbox"/> | Poor | <input type="checkbox"/> | |
| Signs of wear and tear | None | <input type="checkbox"/> | Yes - some | <input type="checkbox"/> | Yes - lots | <input type="checkbox"/> | |
| Condition of ditches/boardings | Good | <input type="checkbox"/> | Adequate | <input type="checkbox"/> | Poor | <input type="checkbox"/> | |
| Surface of surrounding hard areas | Good | <input type="checkbox"/> | Adequate | <input type="checkbox"/> | Poor | <input type="checkbox"/> | |
| Is the green and surrounding area fenced? | Yes | | <input type="checkbox"/> | No | | <input type="checkbox"/> | |
| Fencing around the green and ancillaries | Good | <input type="checkbox"/> | Adequate | <input type="checkbox"/> | Poor | <input type="checkbox"/> | |
| Problem areas: litter, glass, fouling, leaf fall on the green | None | <input type="checkbox"/> | Yes - some | <input type="checkbox"/> | Yes - lots | <input type="checkbox"/> | |
| Problem Areas: Evidence of inappropriate use on the green | None | <input type="checkbox"/> | Yes - some | <input type="checkbox"/> | Yes - lots | <input type="checkbox"/> | |
| Access for disabled players/spectators - ie: ramps onto greens, width of gates | Good | <input type="checkbox"/> | Adequate | <input type="checkbox"/> | Poor | <input type="checkbox"/> | |
| Ancillary facilities | | | | | | | |
| Changing Accomodation | Yes | <input type="checkbox"/> | No | <input type="checkbox"/> | | | |
| Toilets | Yes | <input type="checkbox"/> | No | <input type="checkbox"/> | | | |
| Car parking | Yes | <input type="checkbox"/> | No | <input type="checkbox"/> | | | |

General comments about the site:

| |
|----------------------|
| <input type="text"/> |
|----------------------|

Athletics track non-technical assessment

COVENTRY CITY COUNCIL PLAYING PITCH & OUTDOOR SPORT ASSESSMENT

Non Technical Visual Quality Assessment - Athletics Tracks

| | | | |
|---------------|---|--------------------|----------------|
| KKPref | | | |
| Site name: | | | |
| Track surface | Grass, polymeric, cinder, other specify | Specify if 'Other' | |
| No. of Lanes | | Length of track: | Community Use: |

Assessment Criteria (please rank each of the following aspects for each track with an 'X' in the coloured box to the right of the chosen answer)

| Element | Rating | | | | | | Comments |
|---|-------------|--|-----------------|----|-----------------|--|----------|
| About the track facilities | | | | | | | |
| Damage to the track surface | None | | Yes - some | | Yes - lots | | |
| Grip underfoot | Good | | Adequate | | Poor | | |
| Line markings - quality | Good | | Adequate | | Poor | | |
| Track edging | Good | | Adequate | | Poor | | |
| Disabled access | Good | | Adequate | | Poor | | |
| Problem Areas: Evidence of Glass/ stones/ litter | None | | Yes - some | | Yes - lots | | |
| Floodlighting | Yes | | | No | | | |
| Is the track fenced? | Yes | | | No | | | |
| Surface of run ups - long/triple jump, high jump | | | | | | | |
| Surface of run ups - long/triple jump, high jump | Good | | Adequate | | Poor | | |
| Adequate landing areas - jumps | Good | | Adequate | | Poor | | |
| Adequate safety margins | Yes - fully | | No-but adequate | | No-not adequate | | |
| Take off boards | Good | | Adequate | | Poor | | |
| Landing mats | Yes | | | No | | | |
| Surface of throwing areas - shot, discuss, hammer | Good | | Adequate | | Poor | | |
| Adequate safety margins - throws | Good | | Adequate | | Poor | | |
| Throwing cages | Yes | | | No | | | |
| Access to facilities | | | | | | | |
| Access to toilets | Yes | | | No | | | |
| Changing accommodation | Yes | | | No | | | |
| Changing accommodation - quality | Good | | Adequate | | Poor | | |
| Club room | Yes | | | No | | | |
| Car parking | Good | | Adequate | | Poor | | |

General Comments

| |
|--|
| |
|--|

ENTER Athletics

Please make sure there is no filter on in sheet At_db!