

WITH COMPLIMENTS



*Regency Motors (S.M.R.)*  
*Coventry* MOTOR VEHICLE REPAIRS

586 STONEY STANTON ROAD, COURTHOUSE GREEN, COVENTRY CV6 5FS Telephone: 0203-680397

APPLICATION FOR AUTHORISATION, UNDER SECTION 6 OF THE ENVIRONMENTAL PROTECTION ACT 1990, TO OPERATE A WASTE OIL BURNER WITH NET RATED THERMAL INPUT OF LESS THAN 0.4 MW, BURNING THE OPERATOR'S OWN ARISING OF WASTE OIL ONLY.

1. Either Name and address of applicant

..... Regency Motors (S.M.S.) .....  
..... Coventry Ltd. ....  
..... 586 STONEY STANTON ROAD .....  
..... COVENTRY CV6 5FS TEL. 680397 .....  
..... VAT 455 7289 12 .....  
.....

OR Name, number and registered office of applicant company (if applicable)

..... Regency Motors (S.M.S.) .....  
..... Coventry Ltd. ....  
..... 586 STONEY STANTON ROAD .....  
..... COVENTRY CV6 5FS TEL. 680397 .....  
..... VAT 455 7289 12 .....  
.....

2. Name and address of premises where process is or will be carried on

..... Regency Motors (S.M.S.) .....  
..... Coventry Ltd. ....  
..... 586 STONEY STANTON ROAD .....  
..... COVENTRY CV6 5FS TEL. 680397 .....  
..... VAT 455 7289 12 .....  
.....

A plan showing the location of the premises where the appliance will be installed must be attached.

3. Make and model name/number of the appliance(s) to be installed

PROD. CODE:-  
41,902,000

Airflow CBM/h 1000 Serial No: 28053  
made: Kangskilda ..... Typ: AT303 .....  
capacity: 25,000 kcat/h .....  
" 100,000 BTU/h

4. Is the appliance(s) constructed or adapted so as to comply with BS4256?

Yes/No

5. What is the net rated thermal input of the appliance(s)?

.....

6. What fuel will be burned on the appliance?

..... LSD) ENGINE OIL .....

7. What is the source of the fuel?

..... ~~From~~ From SERVICE  
Boiler .....

8. What is the height and location of the proposed chimney serving the appliance(s)?

..... 24 ft .....

9. What is the efflux velocity, in normal operation, of the waste gases leaving the chimney to the appliance(s)?

.....


10. Where will the fuel storage tank vents be situated?

..... N/A .....

Fee enclosed (cheques made payable to the ..... District/Borough Council)

£ .. 100 .....

I hereby certify that all the information contained in this application is, to the best of my knowledge, correct.

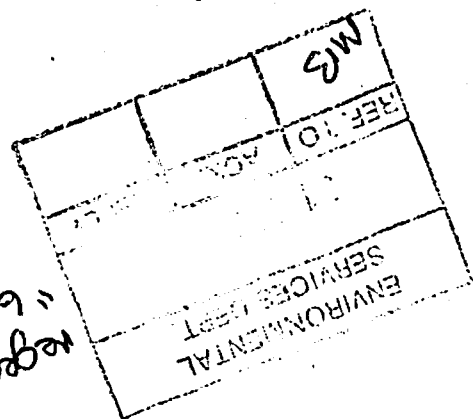
..... 


(Signature)

..... 28/10/91 ..... (Date)

pol/kc25031ms

negotiated  
"620510"  
7.00.00





FORELOOR

---

STONE STANTON ROAD

---

Your Reference :  
Our Reference : **CI/POL/SB**  
Please ask for : **Mrs S Bodycote**  
Direct Dialling No : **831882**  
Date : **17th May 1993**



**HOUSING AND ENVIRONMENTAL  
SERVICES DIRECTORATE**

**Director Howard T. Farrand  
Providing Housing, Environmental and  
Client Agency Services**

Michael Green  
City Environment Officer  
Broadgate House  
Broadgate  
Coventry. CV1 1NH

Telephone : 0203 83 3333  
Fax : 0203 83 1831

**THE ENVIRONMENTAL PROTECTION ACT 1990**

**The Environmental Protection (Prescribed Processes and Substances)  
Regulations 1991 (as amended).**

**The Environmental Protection (Application, Appeals and Registers)  
Regulations 1991 (as amended).**

**Authorisation No: 014  
Application Received: 30.10.91**

Notice is hereby given that under section 6 of the Environmental  
Protection Act 1990 Coventry City Council (hereafter called the  
Authority) gives authorisation to:

**Regency Motors (GMR) Coventry Ltd  
586 Stoney Stanton Road  
Courthouse Green  
Coventry  
CV6 5FS**

To operate a waste oil burner of 0.029 MW net rated thermal input  
manufactured by Kongskilde and identified as Thermobile AT303 at:

**Regency Motors (GMR) Coventry Ltd  
586 Stoney Stanton Road  
Courthouse Green  
Coventry  
CV6 5FS**

Subject to the conditions specified on the attached pages, Nos 1  
to 3, and within the process boundary as indicated on Plan No. 1.

Signed  .....  
City Environment Officer

Dated. *17th* day of *May*.....1993.

1. DESCRIPTION OF PROCESS

1.1 This authorisation is for the operation of a Kongskilde waste oil burner, model AT303, within the process boundary outlined in red on the attached plan no. 1, for the combustion of hydrocarbon based waste oils arising from operations on the site, as prescribed under Section 1.2 Part B (e) of the Prescribed Processes and Substances Regulations 1991.

2. PERMITTED FUELS

2.1 Only hydrocarbon based oils arising from the drainage of engines, gearboxes and other lubrication systems at the premises whose address is given on page 1 shall be burned on the appliance.

2.2 The following shall not be burned on the appliance at any time:

- i) Any halogenated materials;
- ii) Polycyclic or polyaromatic compounds arising other than by use as a lubricating oil;
- iii) Low temperature flash point fuels, oils or solvents (less than 40°C determined by the Pensty-Marten closed cup method);
- iv) Surface coating materials, eg, paint.

2.3 Waste oils other than that produced on site shall not be burned or brought onto the site for the purpose of combustion.

3. EMISSION LIMITS AND CONTROLS

3.1 All emissions to air from combustion process in normal operation shall be free from visible smoke and in any event shall not exceed the equivalent of Ringleman Shade 1 as described in British Standard BS2742:1969. In the case of lighting from cold, emissions of smoke shall not exceed Ringleman Shade 1 for more than ten minutes.

3.2 All emissions shall be free from offensive odour outside the process boundary, as perceived by the Local Authority Inspector.

4. EMISSION MONITORING

4.1 Where the operator observes smoke emissions which contravene the requirements of Condition 3.1, the operator shall record in a log book, the date and time that the emission occurred. Records of such emissions shall be retained for a minimum of four years at the premises and shall be made available to the Inspector on demand.

4.2 Should any emission of dark smoke occur in contravention of 3.1, the unit shall be switched off and shall not be relit until the cause of the emission has been identified and the problem rectified. The Authority should be immediately contacted in the event of emissions in contravention of 3.1.

5. PROCESS CONTROLS

5.1 Where smoke emissions occur, with the exception of the allowance for lighting from cold in condition 3.1, the appliance shall be switched off and the cause identified before the appliance is relit.

5.2 The appliance, including the fuel feed system and chimney, shall be thoroughly inspected once a week during operational months to ensure that there are no defects which could lead to excessive smoke emissions. The weekly examination shall include an assessment of the smoke emission from the appliance during lighting from cold and normal operation.

5.3 Results of the monitoring in 5.2 shall be recorded in the log book as in 4.1, giving details of the date, time, identity of the person undertaking the inspection and observation result.

5.4 The appliance shall be cleaned and ash removed in line with the manufacturer's instructions and service manual, model AT303 waste oil heater. Ash dust or residues shall be removed carefully so as to minimise emission to atmosphere. The ash and residues shall be stored and transported in sealed bags or dust tight containers.

5.5 The appliance shall be serviced at least every three months in line with the manufacturer's instructions as referred to in 5.4.

5.6 Clear instructions as to the proper use of the unit shall be prominently displayed at all times on or near the appliance detailing the correct operation, lighting and maintenance of the equipment.

5.7 Only persons having received instruction as to the proper lighting and operation procedure as contained in the Kongskilde instructions and service manual for model AT303 waste oil burner shall be allowed to operate the unit.

5.8 Sawdust or other suitable oil absorbent shall be provided on site for soaking up any spillage of waste oil. Any such spillage of waste oil shall be cleaned up as soon as possible.

6. CHIMNEYS

6.1 The appliance shall not be operated unless connected to the 7m chimney.

6.2 By the 1st October 1994, the cap on top of the chimney shall have been removed (it may be replaced by a non-restrictive cowl as described in note 3, to prevent rain ingress).

This is not part of the Authorisation

SUPPLEMENTARY NOTES

1. Your attention is drawn to your obligation under Section 7(2)(a) of the Environmental Protection Act 1990 to ensure that in carrying out of the prescribed process the best available techniques, not entailing excessive cost (BATNEEC) will be used:
  - a) For preventing the release of prescribed substances prescribed for any environmental medium into that medium or, where that is not practicable by such means, for reducing the release of such substances to a minimum and for rendering harmless any such substances which are so released.

and

  - b) For rendering harmless any other substances which might cause harm if released into any environmental medium.
2. The Authority for contact purposes should be taken to mean the head of the Pollution Control Section, telephone 831810 during office hours, 832222 outside office hours.
3. Kongskilde produce a non-restrictive cowl for flue outlets based on a sleeve design. Other such devices have been produced by Kongskilde or may be individually constructed.

epa/regency



14

**COVENTRY CITY COUNCIL**

**ENVIRONMENTAL PROTECTION ACT 1990, SECTION 8(8) 12**


**NOTICE OF REVOCATION**

To: *Mr T Kalyan*  
*Regency Motors*  
*14A Edgewick Park Industrial Estate*  
*Canal Road*  
*COVENTRY*

Coventry City Council ("the Council"), in exercise of the powers conferred on it by section 8(8), 12 of the Environmental Protection Act ("the Act"), hereby gives you notice as follows:

The authorisation reference **014** is hereby revoked with effect from **August 5th, 1996**.

Signed on behalf of Coventry City Council

  
.....  
City Environment Officer  
The officer appointed for that purpose

Date: **July 8th, 1996**  
.....